



PROJECT MANUAL

Playground Replacement

Missouri State Parks West Region

*Bothwell Lodge State Historic Site, Knob Noster State Park &
Confederate Memorial State Historic Site*

Sedalia, Knob Noster, and Higginsville, Missouri

Designed By: VIREO

929 Walnut Street, Suite 700

Kansas City, MO 64106

Date Issued: August 22, 2022

Project No.: X2109-01

STATE *of* MISSOURI

OFFICE *of* ADMINISTRATION

Facilities Management, Design & Construction


SECTION 000107 - PROFESSIONAL SEALS AND CERTIFICATIONS

PROJECT NUMBER: X2109-01

THE FOLLOWING DESIGN PROFESSIONALS HAVE SIGNED AND SEALED THE ORIGINAL PLANS AND SPECIFICATIONS FOR THIS PROJECT, WHICH ARE ON FILE WITH THE DIVISION OF FACILITIES MANAGEMENT, DESIGN AND CONSTRUCTION:



Chad Potter, PLA
Vireo LLC



Mick Slutter, PE
Renaissance Infrastructure Consulting

TABLE OF CONTENTS

SECTION	TITLE	NUMBER OF PAGES
----------------	--------------	------------------------

DIVISION 00 – PROCUREMENT AND CONTRACTING INFORMATION

000000 INTRODUCTORY INFORMATION

000101	Project Manual Cover	1
000107	Professional Seals and Certifications	1
000110	Table of Contents	2
000115	List of Drawings	1

001116	INVITATION FOR BID (IFB) plus Missouri Buys instructions and special notice	3
--------	---	---

002113	INSTRUCTIONS TO BIDDERS (Includes MBE/WBE/SDVE Information)	8
--------	---	---

003144	MBE/WBE/SDVE Directory	1
--------	------------------------	---

****The following documents may be found on MissouriBUYS at <https://missouribuyss.mo.gov/>****

004000 PROCUREMENT FORMS & SUPPLEMENTS

004113	Bid Form	*
004336	Proposed Subcontractors Form	*
004337	MBE/WBE/SDVE Compliance Evaluation Form	*
004338	MBE/WBE/SDVE Eligibility Determination	*
	Form for Joint Ventures	
004339	MBE/WBE/SDVE Good Faith Effort (GFE)	*
	Determination Forms	
004340	SDVE Business Form	*
004541	Affidavit of Work Authorization	*
004545	Anti-Discrimination Against Israel Act Certification form	*

ADDITIONAL FEDERAL FORMS REQUIRED WITH SUBMITTAL:

	• Certification of Non-Segregated Facilities	1
	• Certification Regarding Debarment, Suspension and Other Responsibility Matters, Drug-Free Workplace	3
	• Equal Opportunity Compliance	2
	• Build America, Buy America Certification	5

005000 CONTRACTING FORMS AND SUPPLEMENTS

005213	Construction Contract	3
005414	Affidavit for Affirmative Action	1

006000 PROJECT FORMS

006113	Performance and Payment Bond	2
006325	Product Substitution Request	2
006519.16	Final Receipt of Payment and Release Form	1
006519.18	MBE/WBE/SDVE Progress Report	2
006519.21	Affidavit of Compliance with Prevailing Wage Law	1

007000 CONDITIONS OF THE CONTRACT

007213	General Conditions	20
007300	Supplementary Conditions	2
007333	Supplementary General Conditions for Federally Funded/Assisted Construction Projects	21
007346	Wage Rate (LAFAYETTE, PETTIS and JOHNSON COUNTIES)	12

DIVISION 1 - GENERAL REQUIREMENTS

011000	Summary of Work	3
012100	Allowances	3
012300	Alternates	2
012600	Contract Modification Procedures	2

013100	Coordination	4
013115	Project Management Communications	4
013200	Schedules	5
013300	Submittals	6
013513.31	Site Security and Health Requirements (DNR)	2
015000	Construction Facilities and Temporary Controls	7
015639	Temporary Tree and Plant Protection	5
017400	Cleaning	3
017900	Demonstration and Training	6
 DIVISION 02 – EXISTING CONDITIONS		
022113.23	Archeological Surveys	2
024119	Selective Demolition	5
 DIVISION 03 – CONCRETE FORMING AND ACCESSORIES		
033000	Cast-In-Place Concrete	7
 DIVISION 11 – EQUIPMENT		
116800	Play Equipment and Structures	4
 DIVISION 31 – EARTHWORKS		
311000	Site Clearing	4
312000	Earth Moving	8
 DIVISION 32 – EXTERIOR IMPROVEMENTS		
321216	Asphalt Paving	10
321313	Concrete Paving	6
321373	Concrete Paving Joint Sealants	3
321713	Parking Bumpers	1
321723	Pavement Markings	2
321726	Tactile Warning Surfacing	2
321816	Playground Protective Surfacing	4
323300	Site Furnishings	2
329113	Soil Preparation	9
 DIVISION 33 – UTILITIES		
331400	Water Utility Transmission and Distribution	6
334100	Storm Utility Drainage Piping	7
334600	Subdrainage	3

SECTION 000115 – LIST OF DRAWINGS

PART 1 - GENERAL

1.1 RELATED DOCUMENTS

- A. Drawings and general provisions of the Contract including General and Supplementary Conditions, Bid Form, and other Division 1 Specification Sections apply to this Section.

1.2 SUMMARY

- A. This Section provides a comprehensive list of the drawings that comprise the Bid Documents for this project.

PART 2 - PRODUCTS (NOT APPLICABLE)

PART 3 - EXECUTION

3.1 LIST OF DRAWINGS

- A. The following list of drawings is a part of the Bid Documents:

	<u>TITLE</u>	<u>SHEET #</u>	<u>DATE</u>
1.	Cover	G-001	8/22/22
2.	Demolition & EC Plan	DP-100	8/22/22
3.	Site Plan	SP-101	8/22/22
4.	Layout & Grading Plan	SP-102	8/22/22
5.	Utility Plan & Details	C-103	8/22/22
6.	Demolition & EC Plan	DP-200	8/22/22
7.	Site Plan	SP-201	8/22/22
8.	Layout & Grading Plan	SP-202	8/22/22
9.	Utility Plan & Details	C-203	8/22/22
10.	Demolition & EC Plan	DP-300	8/22/22
11.	Site Plan	SP-301	8/22/22
12.	Layout & Grading Plan	SP-302	8/22/22
13.	Utility Plan & Details	C-303	8/22/22
14.	Alt #1 Demolition & EC Plan	DP-400	8/22/22
15.	Alt #1, #2, #3 - Site Plan	SP-401	8/22/22
16.	Alt #1, #2, #3 - Layout & Grading Plan	SP-402	8/22/22
17.	Site Details	DT-500	8/22/22

END OF SECTION 000115

SECTION 001116 - INVITATION FOR BID

1.0 OWNER:

- A. The State of Missouri
Office of Administration,
Division of Facilities Management, Design and Construction
Jefferson City, Missouri

2.0 PROJECT TITLE AND NUMBER:

- A. Playground Replacement
Missouri State Parks West Region
Bothwell Lodge State Historic Site, Knob Noster State Park & Confederate Memorial State Historic Site
Sedalia, Knob Noster, and Higginsville, Missouri
Project No.: X2109-01

3.0 BIDS WILL BE RECEIVED:

- A. Until: 1:30 PM, Tuesday, November 1, 2022
- B. **Only electronic bids on MissouriBUYS shall be accepted: <https://missouribuys.mo.gov>. Bidder must be registered to bid.**

4.0 DESCRIPTION:

- A. Scope: The Project consists of four (4) playground replacements at three (3) state parks. Project locations: Bothwell Lodge State Historic Site, 19349 Bothwell State Park Road, Sedalia, MO 65301; Knob Noster State Park, 873 SE 10th, Knob Noster, MO 65336; and Confederate Memorial State Historic Site, 211 West First Street, Higginsville, MO 64037.
- B. MBE/WBE/SDVE Goals: MBE 10%, WBE 10%, and SDVE 3%. **NOTE: Only MBE/WBE firms certified by the State of Missouri Office of Equal Opportunity as of the date of bid opening, or SDVE(s) meeting the requirements of Section 34.074, RSMo and 1 CSR 30-5.010, can be used to satisfy the MBE/WBE/SDVE participation goals for this project.**
- C. ****NOTE:** Bidders are provided new Good Faith Effort (GFE) forms on MissouriBUYS.
- D. In addition to the State of Missouri MBE/WBE/SDVE participation goals set forth herein and in the bid documents for this project, the contractor on the federally funded/assisted construction project is subject to federal Executive Order 11246. The bidder's attention is drawn to the Notice of Requirement for Affirmative Action To Ensure Equal Employment Opportunity (Executive Order 11246 & 41 C.F.R. 60-4.2) in Section 007333, SUPPLEMENTARY GENERAL CONDITIONS FOR FEDERALLY FUNDED/ASSISTED CONSTRUCTION PROJECTS, which is incorporated by reference.

5.0 PRE-BID MEETING:

- A. Place/Time: 10 AM, Monday, October, 17, 2022, at the Knob Noster State Park Office, 873 SE 10 Rd. Knob Noster, MO 65336. GPS Coordinates: 38.752200, -93.578870.
- B. Access to State of Missouri property requires presentation of a photo ID by all persons

6.0 HOW TO GET PLANS & SPECIFICATIONS:

- A. View Only Electronic bid sets are available at no cost or paper bid sets for a deposit of **\$100.00** from American Document Solutions (ADS). **MAKE CHECKS PAYABLE TO:** American Document Solutions. Mail to: American Document Solutions, 1400 Forum Blvd., Suite 7A, Columbia, Missouri 65203. Phone 573-446-7768, Fax 573-355-5433, <https://www.adsplanroom.net>. **NOTE:** Prime contractors will be allowed a maximum of two bid sets at the deposit rate shown above. Other requesters will be allowed only one bid set at this rate. Additional bid sets or parts thereof may be obtained by any bidder at the cost of printing and shipping by request to American Document Solutions at the address shown above. **Bidder must secure at least one bid set to become a planholder.**
- B. **Refunds: Return plans and specifications in unmarked condition within 15 working days of bid opening to American Document Solutions, 1400 Forum Blvd., Suite 7A, Columbia, Missouri 65203. Phone 573-446-7768, Fax 573-355-5433. Deposits for plans not returned within 15 working days shall be forfeited.**
- C. Information for upcoming bids, including downloadable plans, specifications, Invitation for Bid, bid tabulation, award, addenda, and access to the ADS planholders list, is available on the Division of Facilities Management, Design and Construction's web site: <https://oa.mo.gov/facilities/bid-opportunities/bid-listing-electronic-plans>.

7.0 POINT OF CONTACT:

- A. Designer: Vireo, Chad Potter, 816-777-3018, email: chad@bevireo.com
- B. Project Manager: Sandra Walther, 573-751-2283, email: sandra.walther@oa.mo.gov

8.0 GENERAL INFORMATION:

- A. The State reserves the right to reject any and all bids and to waive all informalities in bids. No bid may be withdrawn for a period of 20 working days subsequent to the specified bid opening time. The contractor shall pay not less than the prevailing hourly rate of wages for work of a similar character in the locality in which the work is performed, as determined by the Missouri Department of Labor and Industrial Relations and as set out in the detailed plans and specifications.
- B. Bid results will be available at <https://oa.mo.gov/facilities/bid-opportunities/bid-listing-electronic-plans> after it is verified that at least one bid is awardable and affordable.
- C. This is a federally funded/assisted construction project that requires compliance by the awarded contractor with applicable federal laws and regulations. The Bidder should review Section 007333, SUPPLEMENTARY GENERAL CONDITIONS FOR FEDERALLY FUNDED/ASSISTED CONSTRUCTION PROJECTS, which is made part of this solicitation and will be made part of the resulting

contract by reference.

- D. The State of Missouri, OA-FMDC, hereby notifies all bidders that it will affirmatively ensure that in any contract entered into pursuant to this advertisement, businesses owned and controlled by socially and economically disadvantaged individuals will be afforded full opportunity to submit bids in response to this invitation and will not be discriminated against on the grounds of race, color, religion, creed, sex, age, ancestry or national origin in consideration for an award. Federal Land and Water Conservation Funds are being used in this project, and all relevant federal, state and local requirements apply.

Very Important MissouriBUYS Instructions to Help Submit a Bid Correctly

- A. The bidder shall submit his or her bid and all supporting documentation on MissouriBUYS eProcurement System. No hard copy bids shall be accepted. Go to <https://missouribuyss.mo.gov> and register. The bidder must register and complete a profile fully with all required documents submitted prior to submitting a bid.
- B. Once registered, log in.
1. Under "Solicitation" select "View Current Solicitations."
 2. Under "Filter by Agency" select "OA-FMDC-Contracts Chapter 8", then click "Filter Solicitation" button.
 3. Select "Active Solicitations" tab.
 4. To see the Solicitation Summary, click on the Project Number and the summary will open. Click each heading to open detailed information.
- C. Here are simplified instructions for uploading the bid to MissouriBUYS:
1. Find the solicitation by completing Steps 1 through 4 above.
 2. Select the three dots under "Actions." Select "Add New Response."
 3. When the Quote box opens, give the response a title and select "OK."
 4. The detailed solicitation will open. Select "Check All" for the Original Solicitation Documents, open each document, and select "Accept." If this step is not completed, a bid cannot be uploaded. Scroll to the bottom of the page and select "Add Attachments." If you do not see this command, not all documents have been opened and accepted.
 5. The Supplier Attachments box will open. Select "Add Attachment" again.
 6. The Upload Documents box will open. Read the instructions for uploading. Disregard the "Confidential" check box.
 7. Browse and attach up to 5 files at a time. Scroll to bottom of box and select "Upload." The Supplier Attachments box will open. Repeat Steps 5 through 7 if more than 5 files are to be uploaded.
 8. When the Supplier Attachments box opens again and uploading is complete, select "Done." A message should appear that the upload is successful. If it does not, go to the Bidder Response tab and select "Submit."
 9. The detailed solicitation will open. At the bottom select "Close."
- D. Any time a bidder wants to modify the bid, he or she will have to submit a new one. FMDC will open the last response the bidder submits. The bidder may revise and submit the bid up to the close of the solicitation (bid date and time). Be sure to allow for uploading time so that the bid is successfully uploaded prior to the 1:30 PM deadline; we can only accept the bid if it is uploaded before the deadline.
- E. If you want to verify that you are uploading documents correctly, please contact Paul Girouard: 573-751-4797, paul.girouard@oa.mo.gov; April Howser: 573-751-0053, April.Howser@oa.mo.gov; or Mandy Roberson: 573-522-0074, Mandy.Roberson@oa.mo.gov.
- F. If you are experiencing login issues, please contact Web Procure Support (Proactis) at 866-889-8533 anytime from 7:00 AM to 7:00 PM Central Time, Monday through Friday. If you try using a userid or password several times that is incorrect, the system will lock you out. Web Procure Support is the only option to unlock you! If you forget your userid or password, Web Procure Support will provide a temporary userid or password. Also, if it has been a while since your last successful login and you receive an "inactive" message, contact Web Procure (Proactis). If you are having a registration issue, you may contact Cathy Holliday at 573-751-3491 or by email: cathy.holliday@oa.mo.gov.

IMPORTANT REMINDER REGARDING REQUIREMENT FOR OEO CERTIFICATION

A. SECTION 002113 – INSTRUCTIONS TO
BIDDERS: Article 15.0, Section D1:

As of July 1, 2020, all MBE, WBE, and MBE/WBE contractors, subcontractors, and suppliers must be certified by the State of Missouri, Office of Equal Opportunity. No certifications from other Missouri certifying agencies will be accepted.

SECTION 002113 – INSTRUCTIONS TO BIDDERS

1.0 - SPECIAL NOTICE TO BIDDERS

- A. If awarded a contract, the Bidder's employees, and the employees of all subcontractors, who perform the work on the project must adhere to requirements in Section 013513 – Site Security and Health Requirements as applicable per Agency.
- B. The Bidder's prices shall include all city, state, and federal sales, excise, and similar taxes that may lawfully be assessed in connection with the performance of work, and the purchased of materials to be incorporated in the work. THIS PROJECT IS NOT TAX EXEMPT.

2.0 - BID DOCUMENTS

- A. The number of sets obtainable by any one (1) party may be limited in accordance with available supply.
- B. For the convenience of contractors, sub-contractors and suppliers, copies of construction documents are on file at the office of the Director, Division of Facilities Management, Design and Construction and on the Division's web site - <https://oa.mo.gov/facilities/bid-opportunities/bid-listing-electronic-plans>.

3.0 - BIDDERS' OBLIGATIONS

- A. Bidders must carefully examine the entire site of the work and shall make all reasonable and necessary investigations to inform themselves thoroughly as to the facilities available as well as to all the difficulties involved in the completion of all work in accordance with the specifications and the plans. Bidders are also required to examine all maps, plans and data mentioned in the specifications. No plea of ignorance concerning observable existing conditions or difficulties that may be encountered in the execution of the work under this contract will be accepted as an excuse for any failure or omission on the part of the contractor to fulfill in every detail all of the requirements of the contract, nor accepted as a basis for any claims for extra compensation.
- B. Under no circumstances will contractors give their plans and specifications to another contractor. Any bid received from a contractor whose name does not appear on the list of plan holders may be subject to rejection.

4.0 - INTERPRETATIONS

- A. No bidder shall be entitled to rely on oral interpretations as to the meaning of the plans and specifications or the acceptability of alternate products, materials, form or type of construction. Every request for interpretation shall be made in writing and submitted with all supporting documents not less than five (5) working days before opening of bids. Every interpretation made to a bidder will be in the form of an addendum and will be sent as promptly as is practicable to all persons to whom plans and specifications have been issued. All such addenda shall become part of the contract documents.
- B. Approval for an "acceptable substitution" issued in the form of an addendum as per Paragraph 4A above, and as per Article 3.1 of the General Conditions; ACCEPTABLE SUBSTITUTIONS shall constitute approval for use in the project of the product.
- C. An "acceptable substitution" requested after the award of bid shall be approved if proven to the satisfaction of the Owner and the Designer as per Article 3.1, that the product is acceptable in design, strength, durability, usefulness, and convenience for the purpose intended. Approval of the substitution after award is at the sole discretion of the Owner.
- D. A request for "Acceptable Substitutions" shall be made on the Section 006325 Substitution Request Form. The request shall be sent directly to the project Designer. A copy of said request should also be mailed to the Owner, Division of Facilities Management, Design and Construction, Post Office Box 809, Jefferson City, Missouri 65102.

5.0 - BIDS AND BIDDING PROCEDURE

- A. Bidders shall submit all submission forms and accompanying documents listed in SECTION 004113 – BID FORM, Article 5.0, ATTACHMENTS TO BID by the stated time or their bid will be rejected for being non-responsive.

Depending on the specific project requirements, **the following is a GENERIC list** of all possible bid forms that may be due with bid submittals and times when they may be due. Please check for specific project requirements on the proposal form (Section 004113). ***Not all of the following bid forms may be required to be submitted.***

Bid Submittal – due before stated date and time of bid opening (see IFB):

004113	Bid Form (all pages are always required)
004322	Unit Prices Form
004336	Proposed Subcontractors Form
004337	MBE/WBE/SDVE Compliance Evaluation Form
004338	MBE/WBE/SDVE Eligibility Determination for Joint Ventures
004339	MBE/WBE/SDVE GFE Determination
004340	SDVE Business Form
004541	Affidavit of Work Authorization
004545	Anti-Discrimination Against Israel Act Certification form

- B. All bids shall be submitted without additional terms and conditions, modification or reservation on the bid forms with each space properly filled. Bids not on these forms will be rejected.
- C. All bids shall be accompanied by a bid bond executed by the bidder and a duly authorized surety company, certified check, cashier's check or bank draft made payable to the Division of Facilities Management, Design and Construction, State of Missouri, in the amount indicated on the bid form, Section 004113. Failure of the contractor to submit the full amount required shall be sufficient cause to reject his bid. The bidder agrees that the proceeds of the check, draft or bond shall become the property of the State of Missouri, if for any reason the bidder withdraws his bid after closing, or if on notification of award refuses or is unable to execute tendered contract, provide an acceptable performance and payment bond, provide evidence of required insurance coverage and/or provide required copies of affirmative action plans within ten (10) working days after such tender.
- D. The check or draft submitted by the successful bidder will be returned after the receipt of an acceptable performance and payment bond and execution of the formal contract. Checks or drafts of all other bidders will be returned within a reasonable time after it is determined that the bid represented by same will receive no further consideration by the State of Missouri. Bid bonds will only be returned upon request.

6.0 - SIGNING OF BIDS

- A. A bid from an individual shall be signed as noted on the Bid Form.
- B. A bid from a partnership or joint venture shall require only one signature of a partner, an officer of the joint venture authorized to bind the venture or an attorney-in-fact. If the bid is signed by an officer of a joint venture or an attorney-in-fact, a document evidencing the individual's authority to execute contracts should be included with the bid form.
- C. A bid from a limited liability company (LLC) shall be signed by a manager or a managing member of the LLC.
- D. A bid from a corporation shall have the correct corporate name thereon and the signature of an authorized officer of the corporation manually written. Title of office held by the person signing for the corporation shall appear, along with typed name of said individual. Corporate license number shall be provided and, if a corporation organized in a state other than Missouri, a Certificate of Authority to do business in the State of Missouri shall be attached. In addition, for corporate proposals, the President or Vice-President should sign as the bidder. If the signator is other than the corporate president or vice president, the bidder must provide satisfactory evidence that the signator has the legal authority to bind the corporation.

- E. A bid should contain the full and correct legal name of the Bidder. If the Bidder is an entity registered with the Missouri Secretary of State, the Bidder's name on the bid form should appear as shown in the Secretary of State's records.
- F. The Bidder should include its corporate license number on the Bid Form and, if the corporation is organized in a state other than Missouri, a Certificate of Authority to do business in the State of Missouri shall be attached to the bid form.

7.0 - RECEIVING BID SUBMITTALS

- A. It is the bidder's sole responsibility to assure receipt by Owner of bid submittals by the date and time specified in the Invitation for Bid. Bids received after the date and time specified shall not be considered by the Owner.
- B. Bids must be submitted through the MissouriBUYS statewide eProcurement system (<https://www.missouribuyys.mo.gov/>) in accordance with the instructions for that system. The Owner shall only accept bids submitted through MissouriBUYS. Bids received by the Owner through any other means, including hard copies, shall not be considered and will be discarded by the Owner unopened.
- C. To respond to an Invitation for Bid, the Bidder must first register with MissouriBUYS by going through the MissouriBUYS Home Page (<https://www.missouribuyys.mo.gov/>), clicking the "Register" button at the top of the page, and completing the Vendor Registration. Once registered, the Bidder accesses its account by clicking the "Login" button at the top of the MissouriBUYS Home Page. Enter your USERID and PASSWORD, which the Bidder will select. Under Solicitations, select "View Current Solicitations." A new screen will open. Under "Filter by Agency" select "OA-FMDC-Contracts Chapter 8." Under "Filter by Opp. No." type in the State Project Number. Select "Submit." Above the dark blue bar, select "Other Active Opportunities." To see the Solicitation Summary, single click the Opp. No. (Project Number) and the summary will open. Single quick click each blue bar to open detailed information. The Bidder must read and accept the Original Solicitation Documents and complete all identified requirements. The Bidder should download and save all of the Original Solicitation Documents on its computer so that the Bidder can prepare its response to these documents. The Bidder should upload its completed response to the downloaded documents as an attachment to the electronic solicitation response.
- D. Step-by-step instructions for how a registered vendor responds to a solicitation electronically are provided in Section 001116 – Invitation For Bid.
- E. The Bidder shall submit its bid on the forms provided by the Owner on MissouriBUYS with each space fully and properly completed, including all amounts required for alternate bids, unit prices, cost accounting data, etc. The Owner may reject bids that are not on the Owner's forms or that do not contain all requested information.
- F. No Contractor shall stipulate in his bid any conditions not contained in the specifications or standard bid form contained in the contract documents. To do so may subject the Contractor's bid to rejection.
- G. The completed forms shall be without interlineations, alterations or erasures.

8.0 - MODIFICATION AND WITHDRAWAL OF BIDS

- A. Bidder may withdraw his bid at any time prior to scheduled closing time for receipt of bids, but no bidder may withdraw his bid for a period of twenty (20) working days after the scheduled closing time for receipt of bids.
- B. The Bidder shall modify his or her original bid by submitting a revised bid on MissouriBUYS.

9.0 - AWARD OF CONTRACT

- A. The Owner reserves the right to reject any and/or all bids and further to waive all informalities in bidding when deemed in the best interest of the State of Missouri.
- B. The Owner reserves the right to let other contracts in connection with the work, including but not by way of limitation, contracts for the furnishing and installation of furniture, equipment, machines, appliances and other apparatus.

- C. In awarding the contract the Owner may take into consideration the bidder's skill, facilities, capacity, experience, responsibility, previous work record, financial standing and the necessity of prompt and efficient completion of work herein described. Inability of any bidder to meet the requirements mentioned above may be cause for rejection of his bid. However, no contract will be awarded to any individual, partnership or corporation, who has had a contract with the State of Missouri declared in default within the preceding twelve months.
- D. Award of alternates, if any, will be made in numerical order unless all bids received are such that the order of acceptance of alternates does not affect the determination of the low bidder.
- E. No bid shall be considered binding upon the Owner until the written contract has been properly executed, a satisfactory bond has been furnished, evidence of required insurance coverage, submittal of executed Section 004541, Affidavit of Work Authorization form, documentation evidencing enrollment and participation in a federal work authorization program has been received and an affirmative action plan submitted. Failure to execute and return the contract and associated documents within the prescribed period of time shall be treated, at the option of the Owner, as a breach of bidder's obligation and the Owner shall be under no further obligation to bidder.
- F. If the successful bidder is doing business in the State of Missouri under a fictitious name, he shall furnish to Owner, attached to the Bid Form, a properly certified copy of the certificate of Registration of Fictitious Name from the State of Missouri, and such certificate shall remain on file with the Owner.
- G. Any successful bidder which is a corporation organized in a state other than Missouri shall furnish to the Owner, attached to the Bid Form, a properly certified copy of its current Certificate of Authority to do business in the State of Missouri, such certificate to remain on file with the Owner. No contract will be awarded by the Owner unless such certificate is furnished by the bidder.
- H. Any successful bidder which is a corporation organized in the State of Missouri shall furnish at its own cost to the Owner, if requested, a Certificate of Good Standing issued by the Secretary of State, such certificate to remain on file with the Owner.
- I. Transient employers subject to Sections 285.230 and 285.234, RSMo, (out-of-state employers who temporarily transact any business in the State of Missouri) may be required to file a bond with the Missouri Department of Revenue. No contract will be awarded by the Owner unless the successful bidder certifies that he has complied with all applicable provisions of Section 285.230-234.
- J. Sections 285.525 and 285.530, RSMo, require business entities to enroll and participate in a federal work authorization program in order to be eligible to receive award of any state contract in excess of \$5,000. Bidders should submit with their bid an Affidavit of Work Authorization (Section 004541) along with appropriate documentation evidencing such enrollment and participation. Section-004541, Affidavit of Work Authorization is located on the MissouriBUYS solicitation for this project. Bidders must also submit an E-Verify Memorandum before the Owner may award a contract to the Bidder. Information regarding a E-Verify is located at <https://www.uscis.gov/e-verify/>. The contractor shall be responsible for ensuring that all subcontractors and suppliers associated with this contract enroll in E-Verify.

10.0 - CONTRACT SECURITY

- A. The successful bidder shall furnish a performance/payment bond as set forth in General Conditions Article 6.1 on a condition prior to the State executing the contract and issuing a notice to proceed.

11.0 - LIST OF SUBCONTRACTORS

- A. If required by "Section 004113 – Bid Form," each bidder must submit as part of their bid a list of subcontractors to be used in performing the work (Section 004336). The list must specify the name of the single designated subcontractor, for each category of work listed in "Section 004336 - Proposed Subcontractors Form." If work within a category will be performed by more than one subcontractor, the bidder must provide the name of each subcontractor and specify the exact portion of the work to be done by each. Failure to list the Bidder's firm, or a subcontractor for each category of work identified on the Bid Form or the listing of more than one subcontractor for any category without designating the portion of work to be performed by each shall be cause for rejection of the bid. If the bidder intends to perform any of the designated subcontract work with the use of his own employees, the bidder shall make that fact

clear, by listing his own firm for the subject category. **If any category of work is left vacant, the bid shall be rejected.**

12.0 - WORKING DAYS

- A. Contract duration time is stated in working days and will use the following definition in determining the actual calendar date for contract completion:
 - 1. Working days are defined as all calendar days except Saturdays, Sundays and the following State of Missouri observed holidays: New Year's Day, Martin Luther King, Jr. Day, Lincoln Day, Washington's Birthday, Truman Day, Memorial Day, Juneteenth, Independence Day, Labor Day, Columbus Day, Veterans Day, Thanksgiving Day and Christmas Day.

13.0 - AMERICAN AND MISSOURI - MADE PRODUCTS AND FIRMS

- A. By signing the bid form and submitting a bid on this project, the Bidder certifies that it will use American and Missouri products as set forth in Article 1.7 of the General Conditions. Bidders are advised to review those requirements carefully prior to bidding.
- B. A preference shall be given to Missouri firms, corporations or individuals, or firms, corporations or individuals that maintain Missouri offices or places of business, when the quality of performance promised is equal or better and the price quoted is the same or less.
- C. Pursuant to Section 34.076, RSMo, a contractor or Bidder domiciled outside the boundaries of the State of Missouri shall be required, in order to be successful, to submit a bid the same percent less than the lowest bid submitted by a responsible contractor or Bidder domiciled in Missouri as would be required for such a Missouri domiciled contractor or Bidder to succeed over the bidding contractor or Bidder domiciled outside Missouri on a like contract or bid being let in the person's domiciliary state and, further, the contractor or Bidder domiciled outside the boundaries of Missouri shall be required to submit an audited financial statement as would be required of a Missouri domiciled contractor or Bidder on a like contract or bid being let in the domiciliary state of that contractor or Bidder.

14.0 – ANTI-DISCRIMINATION AGAINST ISRAEL ACT CERTIFICATION:

- A. Pursuant to section 34.600, RSMo, if the Bidder meets the section 34.600, RSMo, definition of a “company” and the Bidder has ten or more employees, the Bidder must certify in writing that the Bidder is not currently engaged in a boycott of goods or services from the State of Israel as defined in section 34.600, RSMo, and shall not engage in a boycott of goods or services from the State of Israel, if awarded a contract, for the duration of the contract. The Bidder is requested to complete and submit the applicable portion of Section 004545 - Anti-Discrimination Against Israel Act Certification with their Bid Form. The applicable portion of the exhibit must be submitted prior to execution of a contract by the Owner and issuance of Notice to Proceed. If the exhibit is not submitted, the Owner shall rescind its Intent to Award and move to the next lowest, responsive, responsible bidder.

15.0 - MBE/WBE/SDVE INSTRUCTIONS

- A. Definitions:
 - 1. **“MBE”** means a Minority Business Enterprise.
 - 2. **“MINORITY”** has the same meaning as set forth in 1 C.S.R. 10-17.010.
 - 3. **“MINORITY BUSINESS ENTERPRISE”** has the same meaning as set forth in section 37.020, RSMo.
 - 4. **“WBE”** means a Women's Business Enterprise.
 - 5. **“WOMEN'S BUSINESS ENTERPRISE”** has the same meaning as set forth in section 37.020, RSMo.
 - 6. **“SDVE”** means a Service-Disabled Veterans Enterprise.
 - 7. **“SERVICE-DISABLED VETERAN”** has the same meaning as set forth in section 34.074, RSMo.

8. **“SERVICE-DISABLED VETERAN ENTERPRISE”** has the same meaning as “Service-Disabled Veteran Business” set forth in section 34.074, RSMo.

B. MBE/WBE/SDVE General Requirements:

1. For all bids greater than \$100,000, the Bidder shall obtain MBE, WBE and SDVE participation in an amount equal to or greater than the percentage goals set forth in the Invitation for Bid and the Bid Form, unless the Bidder is granted a Good Faith Effort waiver by the Director of the Division, as set forth below. If the Bidder does not meet the MBE, WBE and SDVE goals, or make a good faith effort to do so, the Bidder shall be non-responsive, and its bid shall be rejected.
2. The Bidder should submit with its bid all of the information requested in the MBE/WBE/SDVE Compliance Evaluation Form for every MBE, WBE, or SDVE subcontractor or material supplier the Bidder intends to use for the contract work. The Bidder is required to submit all appropriate MBE/WBE/SDVE documentation before the stated time and date set forth in the Invitation for Bid. If the Bidder fails to provide such information by the specified date and time, the Owner shall reject the bid.
3. The Director reserves the right to request additional information from a Bidder to clarify the Bidder’s proposed MBE, WBE, and/or SDVE participation. The Bidder shall submit the clarifying information requested by the Owner within two (2) Working Days of receiving the request for clarification.
4. Pursuant to section 34.074, RSMo, a Bidder that is a SDVE doing business as Missouri firm, corporation, or individual, or that maintains a Missouri office or place of business, shall receive a three-point bonus preference in the contract award evaluation process. The bonus preference will be calculated and applied by reducing the bid amount of the eligible SDVE by three percent of the apparent low responsive bidder’s bid. Based on this calculation, if the eligible SDVE’s evaluation is less than the apparent low responsive bidder’s bid, the eligible SDVE’s bid becomes the apparent low responsive bid. This reduction is for evaluation purposes only, and will have no impact on the actual amount(s) of the bid or the amount(s) of any contract awarded. In order to be eligible for the SDVE preference, the Bidder must complete and submit with its bid the Missouri Service Disabled Veteran Business Form, and any information required by the form. The form is available on the MissouriBUYS solicitation for this project.

C. Computation of MBE/WBE/SDVE Goal Participation:

1. A Bidder who is a MBE, WBE, or SDVE may count 100% of the contract towards the MBE, WBE or SDVE goal, less any amounts awarded to another MBE, WBE or SDVE. (NOTE: A MBE firm that bids as general contractor must obtain WBE and SDVE participation; a WBE firm that bids as a general contractor must obtain MBE and SDVE participation; and a SDVE firm that bids as general contractor must obtain MBE and WBE participation.) In order for the remaining contract amount to be counted towards the MBE, WBE or SDVE goal, the Bidder must complete the MBE/WBE/SDVE Compliance Evaluation Form (Section 004337) identifying itself as an MBE, WBE or SDVE.
2. The total dollar value of the work granted to a certified MBE, WBE or SDVE by the Bidder shall be counted towards the applicable goal.
3. Expenditures for materials and supplies obtained from a certified MBE, WBE, or SDVE supplier or manufacturer may be counted towards the MBE, WBE and SDVE goals, if the MBE, WBE, or SDVE assumes the actual and contractual responsibility for the provision of the materials and supplies.
4. The total dollar value of the work granted to a second or subsequent tier subcontractor or a supplier may be counted towards a Bidder’s MBE, WBE and SDVE goals, if the MBE, WBE, or SDVE properly assumes the actual and contractual responsibility for the work.
5. The total dollar value of work granted to a certified joint venture equal to the percentage of the ownership and control of the MBE, WBE, or SDVE partner in the joint venture may be counted towards the MBE/WBE/SDVE goals.
6. Only expenditures to a MBE, WBE, or SDVE that performs a commercially useful function in the work may be counted towards the MBE, WBE and SDVE goals. A MBE, WBE, or SDVE performs a commercially useful function when it is responsible for executing a distinct element of the work

and carrying out its responsibilities by actually performing, managing and supervising the work or providing supplies or manufactured materials.

D. Certification of MBE/WBE/SDVE Subcontractors:

1. In order to be counted towards the goals, an MBE or WBE must be certified by the State of Missouri Office of Equal Opportunity and an SDVE must be certified by the State of Missouri, Office of Administration, Division of Purchasing and Material Management or by the Department of Veterans Affairs.
2. The Bidder may determine the certification status of a proposed MBE or WBE subcontractor or supplier by referring to the Office of Equal Opportunity (OEO)'s online MBE/WBE directory (<https://apps1.mo.gov/MWBCertifiedFirms/>). The Bidder may determine the eligibility of a SDVE subcontractor or supplier by referring to the Division of Purchasing and Materials Management's online SDVE directory (<https://oa.mo.gov/sites/default/files/sdvelisting.pdf>) or the Department of Veterans Affairs' directory (<https://vetbiz.va.gov/basic-search/>).
3. Additional information, clarifications, etc., regarding the listings in the directories may be obtained by calling the Division at (573)751-3339 and asking to speak to the Contract Specialist of record as shown in the Supplementary Conditions (Section 007300).

E. Waiver of MBE/WBE/SDVE Participation:

1. If a Bidder has made a good faith effort to secure the required MBE, WBE and/or SDVE participation and has failed, the Bidder shall submit with its bid the information requested in MBE/WBE/SDVE Good Faith Effort (GFE) Determination form. The GFE forms are located on the MissouriBUYS solicitation for this project. The Director will determine if the Bidder made a good faith effort to meet the applicable goals. If the Director determines that the Bidder did not make a good faith effort, the bid shall be rejected as being nonresponsive to the bid requirements. Bidders who demonstrate that they have made a good faith effort to include MBE, WBE, and/or SDVE participation will be determined to be responsive to the applicable participation goals, regardless of the percent of actual participation obtained, if the bid is otherwise acceptable.
2. In determining whether a Bidder has made a good faith effort to obtain MBE, WBE and/or SDVE participation, the Director may evaluate the factors set forth in 1 CSR 30-5.010(6)(C) and the following:
 - a. The amount of actual participation obtained;
 - b. How and when the Bidder contacted potential MBE, WBE, and SDVE subcontractors and suppliers;
 - c. The documentation provided by the Bidder to support its contacts, including whether the Bidder provided the names, addresses, phone numbers, and dates of contact for MBE/WBE/SDVE firms contacted for specific categories of work;
 - d. If project information, including plans and specifications, were provided to MBE/WBE/SDVE subcontractors;
 - e. Whether the Bidder made any attempts to follow-up with MBE, WBE or SDVE firms prior to bid;
 - f. Amount of bids received from any of the subcontractors and/or suppliers that the Bidder contacted;
 - g. The Bidder's stated reasons for rejecting any bids;
3. If no bidder has obtained any participation in a particular category (MBE/WBE/SDVE) or made a good faith effort to do so, the Director may waive that goal rather than rebid.

F. Contractor MBE/WBE/SDVE Obligations

1. If awarded a contract, the Bidder will be contractually required to subcontract with or obtain materials from the MBE, WBE, and SDVE firms listed in its bid, in amounts equal to or greater than the dollar amount bid, unless the amount is modified in writing by the Owner.
2. If the Contractor fails to meet or maintain the participation requirements contained in the Contractor's bid, the Contractor must satisfactorily explain to the Director why it cannot comply with the requirement and why failing meeting the requirement was beyond the Contractor's control. If the Director finds the Contractor's explanation unsatisfactory, the Director may take any appropriate action including, but not limited to:
 - a. Declaring the Contractor ineligible to participate in any contracts with the Division for up to twelve (12) months (suspension); and/or
 - b. Declaring the Contractor be non-responsive to the Invitation for Bid, or in breach of contract and rejecting the bid or terminating the contract.
3. If the Contractor replaces an MBE, WBE, or SDVE during the course of this contract, the Contractor shall replace it with another MBE, WBE, or SDVE or make a good faith effort to do so. All MBE, WBE and SDVE substitutions must be approved by the Director.
4. The Contractor shall provide the Owner with regular reports on its progress in meeting its MBE/WBE/SDVE obligations. At a minimum, the Contractor shall report the dollar-value of work completed by each MBE, WBE, or SDVE during the preceding month and the cumulative total of work completed by each MBE, WBE or SDVE to date with each monthly application for payment. The Contractor shall also make a final report, which shall include the total dollar-value of work completed by each MBE, WBE, and SDVE during the entire contract.

STATE OF MISSOURI
DIVISION OF FACILITIES MANAGEMENT,
DESIGN AND CONSTRUCTION
MBE/WBE/SDVE DIRECTORY

The MBE/WBE Directory for goods and services is maintained by the Office of Equal Opportunity (OEO). The current Directory can be accessed at the following web address:

<https://apps1.mo.gov/MWBCertifiedFirms/>

Please note that you may search by MBE, WBE, or both as well as by region, location of the business by city or state, as well as by commodity or service.

The SERVICE DISABLED VETERAN ENTERPRISE (SDVE) Directory (s) may be accessed at the following web addresses:

<https://oa.mo.gov/sites/default/files/sdvelisting.pdf>

<https://vetbiz.va.gov/basic-search/>



State of Missouri Construction Contract

THIS AGREEMENT is made (DATE) by and between:

Contractor Name and Address

hereinafter called the "Contractor,"

and the **State of Missouri**, hereinafter called the "**Owner**", represented by the Office of Administration, Division of Facilities Management, Design and Construction, on behalf of the Department of Natural Resources, State Parks.

WITNESSETH, that the Contractor and the Owner, for the consideration stated herein agree as follows:

ARTICLE 1. STATEMENT OF WORK

The Contractor shall furnish all labor and materials and perform all work required for furnishing and installing all labor, materials, equipment and transportation and everything necessarily inferred from the general nature and tendency of the plans and specifications for the proper execution of the work for:

Project Name: **Playground Replacement
Missouri State Parks West Region
Bothwell Lodge State Historic Site, Knob Noster State Park &
Confederate Memorial State Historic Site
Sedalia, Knob Noster, and Higginsville, Missouri**

Project Number: **X2109-01**

in strict accordance with the Contract Documents as enumerated in Article 7, all of which are made a part hereof.

ARTICLE 2. TIME OF COMPLETION

The contract performance time is **145 working days** from the transmittal date of this agreement. The contract completion date is **MONTH, DAY, YEAR**. This time includes ten (10) working days for the Contractor to receive, sign and return the contract form along with required bonding and insurance certificates. Failure of the Contractor to provide correct bonding and insurance within the ten (10) working days shall not be grounds for a time extension. Receipt of proper bonding and insurance is a condition precedent to the formation of the contract and if not timely received, may result in forfeiture of the Contractor's bid security. Work may not commence until the Owner issues a written Notice to Proceed and must commence within seven (7) working days thereafter.

ARTICLE 3. LIQUIDATED DAMAGES

Whenever time is mentioned in this contract, time shall be and is of the essence of this contract. The Owner would suffer a loss should the Contractor fail to have the work embraced in this contract fully completed on or before the time above specified. THEREFORE, the parties hereto realize in order to adjust satisfactorily the damages on account of such failure that it might be impossible to compute accurately or estimate the amount of such loss or damages which the Owner would sustain by reason of failure to complete fully said work within the time required by this contract. The Contractor hereby covenants and agrees to pay the Owner, as and for **liquidated damages, the sum of \$1,000.00** per day for each and every day, Sunday and legal holidays excepted, during which the work remains incomplete and unfinished. Any sum which may be due the Owner for such damages shall be deducted and retained by the Owner from any balance which may be due the Contractor when said work shall have been finished and accepted. But such provisions shall not release the Bond of the Contractor from liability according to its terms. In case of failure to complete, the Owner will be under no obligation to show or prove any actual or specific loss or damage.

ARTICLE 4. CONTRACT SUM

The Owner shall pay the Contractor for the prompt, faithful and efficient performance of the conditions and undertakings of this contract, subject to additions, and deductions as provided herein, in current funds the sum of:

Base Bid:	\$
Alternate No. 1:	\$
Alternate No. 2:	\$
Alternate No. 3:	\$
Alternate No. 4:	\$

TOTAL CONTRACT AMOUNT: (\$CONTRACT AMOUNT)

ARTICLE 5. PREVAILING WAGE RATE

MISSOURI PREVAILING WAGE LAW (Sections 290.210 to 290.340, RSMo): The Contractor shall pay not less than the specified hourly rate of wages, as set out in the wage order attached to and made part of the specifications for work under this contract, to all workers performing work under the contract, in accordance with sections 290.210 to 290.340, RSMo. The Contractor shall forfeit a penalty to the Owner of one hundred dollars per day (or portion of a day) for each worker that is paid less than the specified rates for any work done under the contract by the Contractor or by any subcontractor, in accordance with section 290.250, RSMo.

ARTICLE 6. MINORITY/WOMEN/SERVICE DISABLED VETERAN BUSINESS ENTERPRISE PARTICIPATION

The Contractor has been granted a waiver of the 10% MBE and 10% WBE and 3% SDVE participation goals. The Contractor agrees to secure the MBE/WBE/SDVE participation amounts for this project as follows: (OR)

The Contractor has met the MBE/WBE/SDVE participation goals and agrees to secure the MBE/WBE/SDVE participation amounts for this project as follows:

MBE/WBE/SDVE Firm:	Subcontract	Amt:\$
MBE/WBE/SDVE Firm:	Subcontract	Amt:\$
MBE/WBE/SDVE Firm:	Subcontract	Amt:\$

Total \$

MBE/WBE/SDVE assignments identified above shall not be changed without a contract change signed by the Owner.

The Director of the Division of Facilities Management, Design and Construction or his Designee shall be the final authority to resolve disputes and disagreements between the Contractor and the MBE/WBE/SDVE firms listed above when such disputes impact the subcontract amounts shown above.

ARTICLE 7. CONTRACT DOCUMENTS

The following documents are hereby incorporated into this contract by reference (all division/section numbers and titles are as utilized in the Project Manual published by the Owner for this Project):

1. Division 0 – Procurement and Contracting Information, including, but not limited to:
 - a. Invitation for Bid (Section 001116)
 - b. Instructions to Bidders (Section 002113)
 - c. Supplementary Instructions to Bidders (if applicable) (Section 002213)
 - d. The following documents as completed and executed by the Contractor and accepted by the Owner, if applicable:
 - i. Bid Form (Section 004113)
 - ii. Unit Prices (Section 004322)
 - iii. Proposed Contractors Form (Section 004336)
 - iv. MBE, WBE, SDVE Compliance Evaluation Form(s) (Section 004337)
 - v. MBE, WBE, SDVE Eligibility Determination Form for Joint Ventures (Section 004338)

- vi. MBE, WBE, SDVE Good Faith Effort (GFE) Determination Form (Section 004339)
- vii. Missouri Service Disabled Veteran Business Form (Section 004340)
- viii. Affidavit of Work Authorization (Section 004541)
- ix. Affidavit for Affirmative Action (Section 005414)
- e. Performance and Payment Bond, completed and executed by the Contractor and surety (Section 006113)
- f. General Conditions (Section 007213)
- g. Supplementary Conditions (Section 007300)
- h. Supplementary General Conditions for Federally Funded/Assisted Construction Projects (Section 007333)
- i. Wage Rate(s) (Section 007346)
- 2. Division 1 – General Requirements
- 3. All Drawings identified in the Project Manual
- 4. All Technical Specifications included in the Project Manual
- 5. Addenda, if applicable

ARTICLE 8 – CERTIFICATION

By signing this contract, the Contractor hereby re-certifies compliance with all legal requirements set forth in Section 6.0, Bidder's Certifications of the Bid Form.

Further, if the Contractor provides any "personal information" as defined in §105.1500, RSMo concerning an entity exempt from federal income tax under Section 501(c) of the Internal Revenue Code of 1986, as amended, the Contractor understands and agrees that it is voluntarily choosing to enter into a state contract and providing such information for that purpose. The state will treat such personal information in accord with §105.1500, RSMo.

By signature below, the parties hereby execute this contract document.

APPROVED:

Brenda L. Verslues, Interim Director
Division of Facilities Management,
Design and Construction

Contractor's Authorized Signature

I, Corporate Secretary, certify that I am Secretary of the corporation named above and that (CONTRACTOR NAME), who signed said contract on behalf of the corporation, was then (TITLE) of said corporation and that said contract was duly signed for and in behalf of the corporation by authority of its governing body, and is within the scope of its corporate powers.

Corporate Secretary



STATE OF MISSOURI
OFFICE OF ADMINISTRATION
DIVISION OF FACILITIES MANAGEMENT, DESIGN AND CONSTRUCTION
AFFIDAVIT FOR AFFIRMATIVE ACTION

PROJECT NUMBER

NAME

First being duly sworn on oath states: that

he/she is the ☐ sole proprietor ☐ partner ☐ officer or ☐ manager or managing member of

NAME

a ☐ sole proprietorship ☐ partnership

☐ limited liability company (LLC)

or ☐ corporation, and as such, said proprietor, partner, or officer is duly authorized to make this

affidavit on behalf of said sole proprietorship, partnership, or corporation; that under the contract known as

PROJECT TITLE

Less than 50 persons in the aggregate will be employed and therefore, the applicable Affirmative Action
requirements as set forth in Article 1.4 of the General Conditions of the State of Missouri have been met.

PRINT NAME & SIGNATURE

DATE

NOTARY PUBLIC EMBOSSEER SEAL

STATE OF

COUNTY (OR CITY OF ST. LOUIS)

USE RUBBER STAMP IN CLEAR AREA BELOW

SUBSCRIBED AND SWORN BEFORE ME, THIS

DAY OF
NOTARY PUBLIC SIGNATURE

YEAR
MY COMMISSION EXPIRES

NOTARY PUBLIC NAME (TYPED OR PRINTED)

SECTION 006113 - PERFORMANCE AND PAYMENT BOND FORM

KNOW ALL MEN BY THESE PRESENTS, THAT we _____
as principal, and _____
_____ as Surety, are held and firmly bound unto the
STATE OF MISSOURI. in the sum of _____ Dollars (\$ _____)
for payment whereof the Principal and Surety bind themselves, their heirs, executors, administrators and successors, jointly
and severally, firmly by these presents.

WHEREAS, the Principal has, by means of a written agreement dated the _____
day of _____, 20_____, enter into a contract with the State of Missouri for

(Insert Project Title and Number)

NOW, THEREFORE, if the Principal shall faithfully perform and fulfill all the undertakings, covenants, terms, conditions and agreements of said contract during the original term of said contract and any extensions thereof that may be granted by the State of Missouri, with or without notice to the Surety and during the life of any guaranty required under the contract; and shall also faithfully perform and fulfill all undertakings, covenants, terms, conditions and agreements of any and all duly authorized modifications of said contract that may hereafter be made with or without notice to the Surety; and shall also promptly make payment for materials incorporated, consumed or used in connection with the work set forth in the contract referred to above, and all insurance premiums, both compensation and all other kinds of insurance, on said work, and for all labor performed on such work, whether by subcontractor or otherwise, at not less than the prevailing hourly rate of wages for work of a similar character (exclusive of maintenance work) in the locality in which the work is performed and not less than the prevailing hourly rate of wages for legal holiday and overtime work (exclusive of maintenance work) in the locality in which the work is performed both as determined by the Department of Labor and Industrial Relations or determined by the Court of Appeal, as provided for in said contract and in any and all duly authorized modifications of said contract that may be hereafter made, with or without notice to the Surety, then, this obligation shall be void and of no effect, but it is expressly understood that if the Principal should make default in or should fail to strictly, faithfully and efficiently do, perform and comply with any or more of the covenants, agreements, stipulations, conditions, requirements or undertakings, as specified in or by the terms of said contract, and with the time therein named, then this obligation shall be valid and binding upon each of the parties hereto and this bond shall remain in full force and effect; and the same may be sued on at the instance of any material man, laborer, mechanic, subcontractor, individual, or otherwise to whom such payment is due, in the name of the State of Missouri, to the use of any such person.

AND, IT IS FURTHER specifically provided that any modifications which may hereinafter be made in the terms of the contract or in the work to be done under it or the giving by the Owner of any extension of the time for the performance of the contract or any other forbearance on the part of either the Owner or the Principal to the other, shall not in any way release the Principal and the Surety, or either or any of them, their heirs, executors, administrators and successors, from their liability hereunder, notice to the Surety of any such extension, modifications or forbearance being hereby waived.

IN WITNESS WHEREOF, the above bounden parties have executed the within instrument this _____ day of _____, 20____.

AS APPLICABLE:

AN INDIVIDUAL

Name: _____

Signature: _____

A PARTNERSHIP

Name of Partner: _____

Signature of Partner: _____

Name of Partner: _____

Signature of Partner: _____

CORPORATION

Firm Name: _____

Signature of President: _____

SURETY

Surety Name: _____

Attorney-in-Fact: _____

Address of Attorney-in-Fact: _____

Telephone Number of Attorney-in-Fact: _____

Signature Attorney-in-Fact: _____

NOTE: Surety shall attach Power of Attorney



STATE OF MISSOURI
OFFICE OF ADMINISTRATION
DIVISION OF FACILITIES MANAGEMENT, DESIGN AND CONSTRUCTION
PRODUCT SUBSTITUTION REQUEST

PROJECT NUMBER

PROJECT TITLE AND LOCATION

CHECK APPROPRIATE BOX

- ☐ **SUBSTITUTION PRIOR TO BID OPENING**
(Minimum of (5) working days prior to receipt of Bids as per Article 4 – Instructions to Bidders)
- ☐ **SUBSTITUTION FOLLOWING AWARD**
(Maximum of (20) working days from Notice to Proceed as per Article 3 – General Conditions)

FROM: BIDDER/CONTRACTOR (PRINT COMPANY NAME)

TO: ARCHITECT/ENGINEER (PRINT COMPANY NAME)

Bidder/Contractor hereby requests acceptance of the following product or systems as a substitution in accordance with provisions of Division One of the Bidding Documents:

SPECIFIED PRODUCT OR SYSTEM

SPECIFICATION SECTION NO.

SUPPORTING DATA

- ☐ Product data for proposed substitution is attached (include description of product, standards, performance, and test data)
- ☐ Sample ☐ Sample will be sent, if requested

QUALITY COMPARISON

	SPECIFIED PRODUCT	SUBSTITUTION REQUEST
NAME, BRAND		
CATALOG NO.		
MANUFACTURER		
VENDOR		

PREVIOUS INSTALLATIONS

PROJECT	ARCHITECT/ENGINEER
LOCATION	DATE INSTALLED

SIGNIFICANT VARIATIONS FROM SPECIFIED PRODUCT

REASON FOR SUBSTITUTION

DOES PROPOSED SUBSTITUTION AFFECT OTHER PARTS OF WORK?☐ YES ☐ NO

IF YES, EXPLAIN

SUBSTITUTION REQUIRES DIMENSIONAL REVISION OR REDESIGN OF STRUCTURE OR A/E WORK☐ YES ☐ NO**BIDDER'S/CONTRACTOR'S STATEMENT OF CONFORMANCE OF PROPOSED SUBSTITUTION TO CONTRACT REQUIREMENT:**

We have investigated the proposed substitution. We believe that it is equal or superior in all respects to specified product, except as stated above; that it will provide the same Warranty as specified product; that we have included complete implications of the substitution; that we will pay redesign and other costs caused by the substitution which subsequently become apparent; and that we will pay costs to modify other parts of the Work as may be needed, to make all parts of the Work complete and functioning as a result of the substitution.

BIDDER/CONTRACTOR

DATE

REVIEW AND ACTION☐ Resubmit Substitution Request with the following additional information:

☐ Substitution is accepted.☐ Substitution is accepted with the following comments:

☐ Substitution is not accepted.

ARCHITECT/ENGINEER

DATE



STATE OF MISSOURI
OFFICE OF ADMINISTRATION
DIVISION OF FACILITIES MANAGEMENT, DESIGN AND CONSTRUCTION
FINAL RECEIPT OF PAYMENT AND RELEASE

PROJECT NUMBER

KNOW ALL MEN BY THESE PRESENT THAT: hereinafter called "Subcontractor" who heretofore entered into an agreement with hereinafter called "Contractor", for the performance of work and/or furnishing of material for the construction of the project entitled

(PROJECT TITLE, PROJECT LOCATION, AND PROJECT NUMBER)

at

(ADDRESS OF PROJECT)

for the State of Missouri (Owner) which said subcontract is by this reference incorporated herein, in consideration of such final payment by Contractor.

DOES HEREBY:

1. ACKNOWLEDGE that they have been **PAID IN FULL** all sums due for work and materials contracted or done by their Subcontractors, Material Vendors, Equipment and Fixture Suppliers, Agents and Employees, or otherwise in the performance of the Work called for by the aforesaid Contract and all modifications or extras or additions thereto, for the construction of said project or otherwise.
2. RELEASE and fully, finally, and forever discharge the Owner from any and all suits, actions, claims, and demands for payment for work performed or materials supplied by Subcontractor in accordance with the requirements of the above referenced Contract.
1. REPRESENT that all of their Employees, Subcontractors, Material Vendors, Equipment and Fixture Suppliers, and everyone else has been **paid in full** all sums due them, or any of them, in connection with performance of said Work, or anything done or omitted by them, or any of them in connection with the construction of said improvements, or otherwise.

DATED this day of , 20 .

NAME OF SUBCONTRACTOR

BY (TYPED OR PRINTED NAME)

SIGNATURE

TITLE

ORIGINAL: FILE/Closeout Documents



STATE OF MISSOURI
OFFICE OF ADMINISTRATION
DIVISION OF FACILITIES MANAGEMENT,
DESIGN AND CONSTRUCTION

MBE/WBE/SDVE PROGRESS REPORT

Remit with ALL Progress and Final Payments

(Please check appropriate box) ☐CONSULTANT ☐CONSTRUCTION

PAY APP NO.	PROJECT NUMBER
CHECK IF FINAL <input type="checkbox"/> FINAL	DATE

PROJECT TITLE			
PROJECT LOCATION			
FIRM			
ORIGINAL CONTRACT SUM (Same as Line Item 1. on Form A of Application for Payment) \$		TOTAL CONTRACT SUM TO DATE (Same as Line Item 3. on Form A of Application for Payment) \$	
THE TOTAL MBE/WBE/SDVE PARTICIPATION DOLLAR AMOUNT OF THIS PROJECT AS INDICATED IN THE ORIGINAL CONTRACT: \$			
SELECT MBE, WBE, SDVE	TOTAL AMOUNT OF SUBCONTRACT	\$ AMOUNT PAID-TO-DATE (include approved contract changes)	CONSULTANT/SUBCONSULTANT OR CONTRACTOR/SUBCONTRACTOR/SUPPLIER COMPANY NAME
<input type="checkbox"/> MBE <input type="checkbox"/> WBE <input type="checkbox"/> SDVE	\$	\$	
<input type="checkbox"/> MBE <input type="checkbox"/> WBE <input type="checkbox"/> SDVE	\$	\$	
<input type="checkbox"/> MBE <input type="checkbox"/> WBE <input type="checkbox"/> SDVE	\$	\$	
<input type="checkbox"/> MBE <input type="checkbox"/> WBE <input type="checkbox"/> SDVE	\$	\$	
<input type="checkbox"/> MBE <input type="checkbox"/> WBE <input type="checkbox"/> SDVE	\$	\$	
<input type="checkbox"/> MBE <input type="checkbox"/> WBE <input type="checkbox"/> SDVE	\$	\$	

INSTRUCTIONS FOR MBE/WBE/SDVE PROGRESS REPORT

CONTRACTOR OR CONSULTANT TO FILL OUT AND REMIT WITH EACH PAY APPLICATION:

The MBE/WBE/SDVE Progress Report for the project is issued with the contract comprising values reported in the consultant's Proposal or on the successful contractor's Section 004337 Compliance Evaluation Forms.

At Initial Pay Application fill in the following:

1. Pay App No. Start with 1.
2. Fill in the Project Number and Date.
3. Enter Project Title, Project Location, and Firm.
4. Fill in the "Original Contract Sum" and "Total Contract Sum To Date" (Reference applicable Line Items on Form A of Application for Payment).
5. Indicate the Total Participation Dollar Amount from the Original Contract.
6. Select MBE, WBE, or SDVE for each Consultant/Subconsultant or Contractor/Subcontractor/Supplier.
7. Enter the "Total Amount of Subcontract", "\$ Amount (Paid-To-Date)", and Company Name.

For all subsequent Pay Applications fill in the following:

1. Pay App No.
2. If Final Pay App, check box.
3. Fill in the Project Number and Date.
4. Enter Project Title, Project Location, and Firm
5. At each Pay App fill in the "Original Contract Sum" and "Total Contract Sum To Date" (reference applicable Line Items on Form A of Application for Payment).
6. Indicate the Total Participation Dollar Amount from the Original Contract.
7. Select MBE, WBE, or SDVE for each Consultant/Subconsultant or Contractor/Subcontractor/Supplier
8. Enter the "Total Amount of Subcontract", "\$ Amount (Paid-To-Date)", and Company Name.



STATE OF MISSOURI
OFFICE OF ADMINISTRATION
DIVISION OF FACILITIES MANAGEMENT, DESIGN AND CONSTRUCTION
AFFIDAVIT – COMPLIANCE WITH PREVAILING WAGE LAW

PROJECT NUMBER

Before me, the undersigned Notary Public, in and for the County of _____

State of _____ personally came and appeared _____

(NAME)

_____ of the _____

(POSITION)

(NAME OF THE COMPANY)

(a corporation) (a partnership) (a proprietorship) and after being duly sworn did depose and say that all provisions and requirements set out in Chapter 290, Sections 290.210 through and including 290.340, Missouri Revised Statutes, pertaining to the payment of wages to workmen employed on public works project have been fully satisfied and there has been no exception to the full and completed compliance with said provisions and requirements and with Wage Determination No: _____ issued by the _____

Department of Labor and Industrial Relations, State of Missouri on the _____ day of _____ 20

in carrying out the contract and working in connection with _____

(NAME OF PROJECT)

Located at _____ in _____ County

(NAME OF THE INSTITUTION)

Missouri, and completed on the _____ day of _____ 20

SIGNATURE

NOTARY INFORMATION

NOTARY PUBLIC EMBOSSE OR
BLACK INK RUBBER STAMP SEAL

STATE

COUNTY (OR CITY OF ST. LOUIS)

SUBSCRIBED AND SWORN BEFORE ME, THIS

DAY OF
NOTARY PUBLIC SIGNATURE

YEAR
MY COMMISSION
EXPIRES

USE RUBBER STAMP IN CLEAR AREA BELOW

NOTARY PUBLIC NAME (TYPED OR PRINTED)

GENERAL CONDITIONS

INDEX

ARTICLE:

1. General Provisions

- 1.1. Definitions
- 1.2. Drawings and Specifications
- 1.3. Compliance with Laws, Permits, Regulations and Inspections
- 1.4. Nondiscrimination in Employment
- 1.5. Anti-Kickback
- 1.6. Patents and Royalties
- 1.7. Preference for American and Missouri Products and Services
- 1.8. Communications
- 1.9. Separate Contracts and Cooperation
- 1.10. Assignment of Contract
- 1.11. Indemnification
- 1.12. Disputes and Disagreements

2. Owner/Designer Responsibilities

3. Contractor Responsibilities

- 3.1. Acceptable Substitutions
- 3.2. Submittals
- 3.3. As-Built Drawings
- 3.4. Guaranty and Warranties
- 3.5. Operation and Maintenance Manuals
- 3.6. Other Contractor Responsibilities
- 3.7. Subcontracts

4. Changes in the Work

- 4.1. Changes in the Work
- 4.2. Changes in Completion Time

5. Construction and Completion

- 5.1. Construction Commencement
- 5.2. Project Construction
- 5.3. Project Completion
- 5.4. Payments

6. Bond and Insurance

6.1. Bond

6.2. Insurance

7. Termination or Suspension of Contract

7.1. For Site Conditions

7.2. For Cause

7.3. For Convenience

SECTION 007213 - GENERAL CONDITIONS

- A. These General Conditions apply to each section of these specifications. The Contractor is subject to the provisions contained herein.
- B. The General Conditions are intended to define the relationship of the Owner, the Designer and the Contractor thereby establishing certain rules and provisions governing the operation and performance of the work so that the work may be performed in a safe, orderly, expeditious and workmanlike manner.

ARTICLE 1 – GENERAL PROVISIONS

ARTICLE 1.1 - DEFINITIONS

As used in these contract documents, the following terms shall have the meanings and refer to the parties designated in these definitions.

- 1. **"COMMISSIONER"**: The Commissioner of the Office of Administration.
- 2. **"CONSTRUCTION DOCUMENTS"**: The "Construction Documents" shall consist of the Project Manual, Drawings and Addenda.
- 3. **"CONSTRUCTION REPRESENTATIVE"**: Whenever the term "Construction Representative" is used, it shall mean the Owner's Representative at the work site.
- 4. **"CONTRACTOR"**: Party or parties who have entered into a contract with the Owner to furnish work under these specifications and drawings.
- 5. **"DESIGNER"**: When the term "Designer" is used herein, it shall refer to the Architect, Engineer, or Consultant of Record specified and defined in Paragraph 2.0 of the Supplemental Conditions, or his duly authorized representative. The Designer may be either a consultant or state employee.
- 6. **"DIRECTOR"**: Whenever the term "Director" is used, it shall mean the Director of the Division of Facilities Management, Design and Construction or his Designee, representing the Office of Administration, State of Missouri. The Director is the agent of the Owner.
- 7. **"DIVISION"**: Shall mean the Division of Facilities Management, Design and Construction, State of Missouri.

- 8. **"INCIDENTAL JOB BURDENS"**: Shall mean those expenses relating to the cost of work, incurred either in the home office or on the job-site, which are necessary in the course of doing business but are incidental to the job. Such costs include office supplies and equipment, postage, courier services, telephone expenses including long distance, water and ice and other similar expenses.
- 9. **"JOINT VENTURE"**: An association of two (2) or more businesses to carry out a single business enterprise for profit for which purpose they combine their property, capital, efforts, skills and knowledge.
- 10. **"OWNER"**: Whenever the term "Owner" is used, it shall mean the State of Missouri.
- 11. **"PROJECT"**: Wherever the term "Project" is used, it shall mean the work required to be completed by the construction contract.
- 12. **"PROJECT MANUAL"**: The "Project Manual" shall consist of Introductory Information, Invitation for Bid, Instructions to Bidders, Bid Documents, Additional Information, Standard Forms, General Conditions, Supplemental General Conditions, General Requirements and Technical Specifications.
- 13. **"SUBCONTRACTOR"**: Party or parties who contract under, or for the performance of part or this entire Contract between the Owner and Contractor. The subcontract may or may not be direct with the Contractor.
- 14. **"WORK"**: Labor, material, supplies, plant and equipment required to perform and complete the service agreed to by the Contractor in a safe, expeditious, orderly and workmanlike manner so that the project shall be complete and finished in the best manner known to each respective trade.
- 15. **"WORKING DAYS"**: are all calendar days except Saturdays, Sundays and the following holidays: New Year's Day, Martin Luther King, Jr. Day, Lincoln Day, Washington's Birthday (observed), Truman Day, Memorial Day, Juneteenth, Independence Day, Labor Day, Columbus Day, Veterans Day (observed), Thanksgiving Day, Christmas Day.

ARTICLE 1.2 DRAWINGS AND SPECIFICATIONS

- A. In case of discrepancy between drawings and specifications, specifications shall govern. Should discrepancies in architectural drawings, structural drawings and mechanical drawings occur,

architectural drawings shall govern and, in case of conflict between structural and mechanical drawings, structural drawings shall govern.

- B. Specifications are separated into titled divisions for convenience of reference only and to facilitate letting of contracts and subcontracts. The Contractor is responsible for establishing the scope of work for subcontractors, which may cross titled divisions. Neither the Owner nor Designer will establish limits and jurisdiction of subcontracts.
- C. Figured dimensions take precedence over scaled measurements and details over smaller scale general drawings. In the event of conflict between any of the documents contained within the contract, the documents shall take precedence and be controlling in the following sequence: addenda, supplementary general conditions, general conditions, division 1 specifications, technical division specifications, drawings, bid form and instructions to bidders.
- D. Anything shown on drawings and not mentioned in these specifications or vice versa, as well as any incidental work which is obviously necessary to complete the project within the limits established by the drawings and specifications, although not shown on or described therein, shall be performed by the Contractor at no additional cost as a part of his contract.
- E. Upon encountering conditions differing materially from those indicated in the contract documents, the Contractor shall promptly notify the Designer and Construction Representative in writing before such conditions are disturbed. The Designer shall promptly investigate said conditions and report to the Owner, with a recommended course of action. If conditions do materially differ and cause an increase or decrease in contract cost or time required for completion of any portion of the work, a contract change will be initiated as outlined in Article 4 of these General Conditions.
- E. Only work included in the contract documents is authorized, and the Contractor shall do no work other than that described therein or in accordance with appropriately authorized and approved contract changes.

ARTICLE 1.3 - COMPLIANCE WITH LAWS, PERMITS, REGULATIONS AND INSPECTIONS

- A. Since the Owner is the State of Missouri, municipal or political subdivisions, zoning ordinances, construction codes (other than licensing of trades), and other like ordinances are not applicable to construction on Owner's property, and Contractor will not be required to submit drawings and specifications to any municipal or political subdivision, authority, obtain

construction permits or any other licenses (other than licensing of trades) or permits from or submit to inspections by any municipality or political subdivision relating to the construction for this project. All permits or licenses required by municipality or political subdivision for operation on property not belonging to Owner shall be obtained by and paid for by Contractor. Each Contractor shall comply with all applicable laws, ordinances, rules and regulations that pertain to the work of this contract.

- B. Contractors, subcontractors and their employees engaged in the businesses of electrical, mechanical, plumbing, carpentry, sprinkler system work, and other construction related trades shall be licensed to perform such work by the municipal or political subdivision where the project is located, if such licensure is required by local code. Local codes shall dictate the level (master, journeyman, and apprentice) and the number, type and ratio of licensed tradesmen required for this project within the jurisdiction of such municipal or political subdivision.
- C. Equipment and controls manufacturers and their authorized service and installation technicians that do not maintain an office within the jurisdiction of the municipal or political subdivision but are a listed or specified contractor or subcontractor on this project are exempt from Paragraph 1.3 B above.
- D. The Contractor shall post a copy of the wage determination issued for the project and included as a part of the contract documents, in a prominent and easily accessible location at the site of construction for the duration of the project.
- E. Any contractor or subcontractor to such contractor at any tier signing a contract to work on this project shall provide a ten-hour Occupational Safety and Health Administration (OSHA) construction safety program for their on-site employees which includes a course in construction safety and health approved by OSHA or a similar program approved by the Department of Labor and Industrial Relations which is at least as stringent as an approved OSHA program. The contractor shall forfeit as a penalty to the public body on whose behalf the contract is made or awarded, two thousand five hundred dollars plus one hundred dollars for each employee employed by the contractor or subcontractor, for each calendar day, or portion thereof, such employee is employed without the required training.

ARTICLE 1.4 - NONDISCRIMINATION IN EMPLOYMENT

- A. The Contractor and his subcontractors will not discriminate against individuals based on race,

color, religion, national origin, sex, disability, or age, but may use restrictions which relate to bona fide occupational qualifications. Specifically, the Contractor and his subcontractors shall not discriminate:

1. Against recipients of service on the basis of race, color, religion, national origin, sex, disability or age.
2. Against any employee or applicant, for employment on the basis of race, color, religion, national origin, sex or otherwise qualified disability status.
3. Against any applicant for employment or employee on the basis of age, where such applicant or employee is between ages 40 and 70 and where such Contractor employs at least 20 persons.
4. Against any applicant for employment or employee on the basis of that person's status as a disabled or Vietnam-era veteran.

The Contractor and his Subcontractors will take affirmative action to insure applicants for employment and employees are treated equally without regard to race, color, religion, national origin, sex, disability, or age. Such action shall include, but not be limited to, the following: employment, upgrading, demotion and transfer; recruitment or recruitment advertising; and selection for training, including apprenticeship. The Contractor and his Subcontractors will give written notice of their commitments under this clause to any labor union with which they have bargaining or other agreements.

- B. The Contractor and his subcontractors shall develop, implement, maintain and submit in writing to the Owner an affirmative action program if at least fifty (50) persons in the aggregate are employed under this contract. If less than fifty (50) persons in the aggregate are to be employed under this contract, the Contractor shall submit, in lieu of the written affirmative action program, a properly executed Affidavit for Affirmative Action in the form included in the contract specifications. For the purpose of this section, an "affirmative action program" means positive action to influence all employment practices (including, but not limited to, recruiting, hiring, promoting and training) in providing equal employment opportunity regardless of race, color, sex, national origin, religion, age (where the person affected is between age 40 and 70), disabled and Vietnam-era veteran status, and disability. Such "affirmative action program" shall include:

1. A written policy statement committing the total organization to affirmative action and

assigning management responsibilities and procedures for evaluation and dissemination;

2. The identification of a person designated to handle affirmative action;
3. The establishment of non-discriminatory selection standards, objective measures to analyze recruitment, an upward mobility system, a wage and salary structure, and standards applicable to lay-off, recall, discharge, demotion and discipline;
4. The exclusion of discrimination from all collective bargaining agreements; and
5. Performance of an internal audit of the reporting system to monitor execution and to provide for future planning.

In the enforcement of this non-discrimination clause, the Owner may use any reasonable procedures available, including, but not limited to: requests, reports, site visits and inspection of relevant documents of contractors and subcontractors.

- C. In the event of the Contractor's or his subcontractor's noncompliance with any provisions of this Article of the Contract, the Owner may cancel this contract in whole or in part or require the Contractor to terminate his contract with the subcontractor.

ARTICLE 1.5 - ANTI-KICKBACK

No employee of the division, shall have or acquire any pecuniary interest, whether direct or indirect, in this contract or in any part hereof. No officer, employee, designer, attorney, or administrator of or for the Owner who is authorized in such capacity and on behalf of the Owner to exercise any legislative, executive, supervisory or other similar functions in connection with the construction of the project, shall have or acquire any pecuniary interest, whether direct or indirect, in this contract, any material supply contract, subcontract, insurance contract, or any other contract pertaining to the project.

ARTICLE 1.6 - PATENTS AND ROYALTIES

- A. The Contractor shall hold and save the Owner and its officers, agents, servants and employees harmless from liabilities of any nature or kind, including cost and expenses, for, or on account of, any patented or unpatented invention, process, article or appliance manufactured or used in the performance of this contract, including its use by the Owner, unless otherwise specifically stipulated in the contract documents.
- B. If the Contractor uses any design, device or materials covered by letters, patent or copyright,

the Contractor shall provide for such use by suitable agreement with the Owner of such patented or copyrighted design, device or material. It is mutually agreed and understood, without exception, that the contract prices shall include all royalties or costs arising from the use of such design, device or materials, in any way involved in the work. The Contractor and/or his sureties shall indemnify and save harmless the Owner of the project from any and all claims for infringement by reason of the use of such patented or copyrighted design, device or materials or any trademark or copyright in connection with work agreed to be performed under this contract and shall indemnify the Owner for any cost, expense or damage it may be obliged to pay by reason of such infringement at any time during the prosecution of the work or after completion of the work.

ARTICLE 1.7 - PREFERENCE FOR AMERICAN AND MISSOURI PRODUCTS AND SERVICES

- A. By virtue of statutory authority a preference will be given to Missouri labor and to products of mines, forests and quarries of the state of Missouri when they are found in marketable quantities in the state, and all such materials shall be of the best quality and suitable character that can be obtained at reasonable market prices, all as provided for in Section 8.280, Missouri Revised Statutes and Cumulative Supplements.
- B. Furthermore, pursuant to Section 34.076 Missouri Revised Statutes and Cumulative Supplements, a preference shall be given to those persons doing business as Missouri firms, corporations, or individuals, or which maintain Missouri offices or places of business, when the quality of performance promised is equal or better and the price quoted is the same or less. In addition, in order for a non-domiciliary bidder to be successful, his bid must be that same percentage lower than a domiciliary Missouri bidder's bid, as would be required for a Missouri bidder to successfully bid in the non-domiciliary state.
- C. In accordance with the Missouri Domestic Products Procurement Act Section 34.350 RSMo and Cumulative Supplements any manufactured goods or commodities used or supplied in the performance of this contract or any subcontract thereto shall be manufactured, assembled or produced in the United States, unless the specified products are not manufactured, assembled or produced in the United States in sufficient quantities to meet the agency's requirements or cannot be manufactured, assembled or produced in the United States within the necessary time in sufficient quantities to meet the contract requirements, or if obtaining the specified products manufactured, assembled or produced in the

United States would increase the cost of this contract for purchase of the product by more than ten percent.

ARTICLE 1.8 - COMMUNICATIONS

- A. All notices, requests, instructions, approvals and claims must be in writing and shall be delivered to the Designer and copied to the Construction Representative for the project except as required by Article 1.12 Disputes and Disagreements, or as otherwise specified by the Owner in writing as stated in Section 012600. Any such notice shall be deemed to have been given as of the time of actual receipt.
- B. The Contractor shall attend on-site progress and coordination meetings, as scheduled by the Construction Representative, no less than once a month.
- C. The Contractor shall ensure that major subcontractors and suppliers shall attend monthly progress meetings as necessary to coordinate the work, and as specifically requested by the Construction Representative.

ARTICLE 1.9 - SEPARATE CONTRACTS AND COOPERATION

- A. The Owner reserves the right to let other contracts in connection with this work. The Contractor shall afford other contractors reasonable opportunity for the introduction and storage of their materials and the execution of their work and shall properly connect and coordinate his work with theirs.
- B. The Contractor shall consult the drawings for all other contractors in connection with this work. Any work conflicting with the above shall be brought to the attention of the Owner's Representative before the work is performed. If the Contractor fails to do this, and constructs any work which interferes with the work of another contractor, the Contractor shall remove any part so conflicting and rebuild same, as directed by the Owner's Representative at no additional cost to the Owner.
- C. Each contractor shall be required to coordinate his work with other contractors so as to afford others reasonable opportunity for execution of their work. No contractor shall delay any other contractor by neglecting to perform contract work at the proper time. If any contractor causes delay to another, they shall be liable directly to that contractor for such delay in addition to any liquidated damages which might be due the Owner.
- D. Should the Contractor or project associated subcontractors refuse to cooperate with the instructions and reasonable requests of other Contractors or other subcontractors in the overall

coordinating of the work, the Owner may take such appropriate action and issue directions, as required, to avoid unnecessary and unwarranted delays.

- E. Each Contractor shall be responsible for damage done to Owner's or other Contractor's property by him/her or workers in his employ through their fault or negligence.
- F. Should a Contractor sustain any damage through any act or omission of any other Contractor having a contract with the Owner, the Contractor so damaged shall have no claim or cause of action against the Owner for such damage, but shall have a claim or cause of action against the other Contractor to recover any and all damages sustained by reason of the acts or omissions of such Contractor. The phrase "acts or omissions" as used in this section shall be defined to include, but not be limited to, any unreasonable delay on the part of any such contractors.

ARTICLE 1.10 - ASSIGNMENT OF CONTRACT

- A. No assignment by Contractor of any amount or any part of this contract or of the funds to be received there under will be recognized unless such assignment has had the written approval of the Director and the surety has been given due notice of such assignment and has furnished written consent thereto. In addition to the usual recitals in assignment contracts, the following language must be set forth: "It is agreed that the funds to be paid to the assignee under this assignment are subject to performance by the Contractor of this contract and to claims or liens for services rendered or materials supplied for the performance of the work called for in said contract in favor of all persons, firms or corporations rendering such services or supplying such materials."

ARTICLE 1.11 - INDEMNIFICATION

- A. Contractor agrees to indemnify and save harmless Owner and its respective commissioners, officers, officials, agents, consultants and employees and Designer, their agents, servants and employees, from and against any and all liability for damage arising from injuries to persons or damage to property occasioned by any acts or omissions of Contractor, any subcontractors, agents, servants or employees, including any and all expense, legal or otherwise, which may be incurred by Owner or Designer, its agents, servants or employees, in defense of any claim, action or suit.
- B. The obligations of the Contractor under this paragraph shall not extend to the liability of the Designer, his agents or employees, arising out of (1) the preparation or approval of maps, drawings, opinions, reports, surveys, contract changes, design or specifications, or (2) giving of or the failure to

give directions or instructions by the Designer, his agents or employees as required by this contract documents provided such giving or failure to give is the primary cause of the injury or damage.

ARTICLE 1.12 - DISPUTES AND DISAGREEMENTS

It is hereby expressly agreed and understood that in case any controversy or difference of opinion arises during construction, best efforts will be given to resolution at the field level. Should those efforts be unsuccessful, the Contractor has the right to appeal in writing, the decision of the Director's Designee to the Director at Room 730 Truman Building, P.O. Box 809, Jefferson City, Missouri 65102. The decision of the Director shall be final and binding on all parties.

ARTICLE 2 -- OWNER/DESIGNER RESPONSIBILITIES

- A. The Owner shall give all orders and directions contemplated under this contract relative to the execution of the work. During progress of work the Owner will be represented at the project site by the Construction Representative and/or Designer, whose responsibilities are to see that this contract is properly fulfilled.
- B. The Owner shall at all times have access to the work whenever it is in preparation or progress. The Contractors shall provide proper facilities for such access and for inspection and supervision.
- C. All materials and workmanship used in the work shall be subject to the inspection of the Designer and Construction Representative, and any work which is deemed defective shall be removed, rebuilt or made good immediately upon notice. The cost of such correction shall be borne by the Contractor. Contractor shall not be entitled to an extension of the contract completion date in order to remedy defective work. All rejected materials shall be immediately removed from the site of the work.
- D. If the Contractor fails to proceed at once with the correction of rejected defective materials or workmanship, the Owner may, by separate contract or otherwise, have the defects remedied or rejected. Materials removed from the site and charge the cost of the same against any monies which may be due the Contractor, without prejudice to any other rights or remedies of the Owner.
- E. Failure or neglect on the part of Owner to observe faulty work, or work done which is not in accordance with the drawings and specifications shall not relieve the Contractor from responsibility

for correcting such work without additional compensation.

- F. The Owner shall have the right to direct the Contractor to uncover any completed work.
 - 1. If the Contractor fails to adequately notify the Construction Representative and/or Designer of an inspection as required by the Contract Documents, the Contractor shall, upon written request, uncover the work. The Contractor shall bear all costs associated with uncovering and again covering the work exposed.
 - 2. If the Contractor is directed to uncover work, which was not otherwise required by the Contract Documents to be inspected, and the work is found to be defective in any respect, no compensation shall be allowed for this work. If, however, such work is found to meet the requirements of this contract, the actual cost of labor and material necessarily involved in the examination and replacement plus 10% shall be allowed the Contractor.
- G. The Designer shall give all orders and directions contemplated under this contract relative to the scope of the work and shall give the initial interpretation of the contract documents.
- H. The Owner may file a written notice to the Contractor to dismiss immediately any subcontractors, project managers, superintendents, foremen, workers, watchmen or other employees whom the Owner may deem incompetent, careless or a hindrance to proper or timely execution of the work. The Contractor shall comply with such notice as promptly as practicable without detriment to the work or its progress.
- I. If in the Owner's judgment it becomes necessary at any time to accelerate work, when ordered by the Owner in writing, the Contractor shall redirect resources to such work items and execute such portions of the work as may be required to complete the work within the current approved contract schedule.

ARTICLE 3 -- CONTRACTOR RESPONSIBILITIES

The Contractor shall register and utilize the Owner's eBuilder digital project management system for submission of documents described in the following sections. This includes but is not limited to submittals as required by designer, payment applications, Request for Information (RFI), construction change orders, Request for Proposals (RFP), Designer Supplemental Instructions (DSI), etc.

ARTICLE 3.1 -- ACCEPTABLE SUBSTITUTIONS

- A. The Contractor may request use of any article, device, product, material, fixture, form or type of construction which in the judgment of the Owner and Designer is equal in all respects to that named. Standard products of manufacturers other than those specified will be accepted when, prior to the ordering or use thereof, it is proven to the satisfaction of the Owner and Designer that they are equal in design, strength, durability, usefulness and convenience for the purpose intended.
- B. Any changes required in the details and dimensions indicated on the drawings for the substitution of products other than those specified shall be properly made at the expense of the Contractor requesting the substitution or change.
- C. The Contractor shall submit a request for such substitutions in writing to the Owner and Designer within twenty (20) working days after the date of the "Notice to Proceed." Thereafter no consideration will be given to alternate forms of accomplishing the work. This Article does not preclude the Owner from exercising the provisions of Article 4 hereof.
- D. Any request for substitution by the Contractor shall be submitted in accordance with SECTION 002113 - INSTRUCTIONS TO BIDDERS.
- E. When a material has been approved, no change in brand or make will be permitted unless:
 - 1. Written verification is received from the manufacturer stating they cannot make delivery on the date previously agreed, or
 - 2. Material delivered fails to comply with contract requirements.

ARTICLE 3.2 -- SUBMITTALS

- A. The Contractor's submittals must be submitted with such promptness as to allow for review and approval so as not to cause delay in the work. The Contractor shall coordinate preparation and processing of submittals with performance of construction activities.

Coordinate each submittal with fabrication, = purchasing, testing, delivery, other submittals, and related activities that require sequential activity.

Submit four (4) copies to the Designer and additional copies as required for the subcontractors and material suppliers. Also provide copies to meet the requirements for maintenance manuals.

- B. All subcontractors' shop drawings and schedules shall be submitted by the Contractor and shall bear evidence that Contractor has received, reviewed, and approved them. Any shop drawings and

schedules submitted without this evidence will be returned to the Contractor for resubmission.

- C. The Contractor shall include with the shop drawing, a letter indicating any and all deviations from the drawings and/or specifications. Failure to notify the Designer of such deviations will be grounds for subsequent rejection of the related work or materials. If, in the opinion of the Designer, the deviations are not acceptable, the Contractor will be required to furnish the item as specified and indicated on the drawings.
- D. The Designer shall check shop drawings and schedules with reasonable promptness and approve them only if they conform to the design concept of the project and comply with the information given in the contract documents. The approval shall not relieve the Contractor from the responsibility to comply with the drawings and specifications, unless the Contractor has called the Designer's attention to the deviation, in writing, at the time of submission and the Designer has knowingly approved thereof. An approval of any such modification will be given only under the following conditions:
 - 1. It is in the best interest of the Owner
 - 2. It does not increase the contract sum and/or completion time
 - 3. It does not deviate from the design intent
 - 4. It is without prejudice to any and all rights under the surety bond.
- E. No extension of time will be granted because of the Contractor's failure to submit shop drawings and schedules in ample time to allow for review, possible resubmission, and approval. Fabrication of work shall not commence until the Contractor has received approval. The Contractor shall furnish prints of approved shop drawings and schedules to all subcontractors whose work is in any way related to the work under this contract. Only prints bearing this approval will be allowed on the site of construction
- F. The Contractor shall maintain a complete file on-site of approved shop drawings available for use by the Construction Representative.

ARTICLE 3.3 – AS-BUILT DRAWINGS

- A. The Contractor shall update a complete set of the construction drawings, shop drawings and schedules of all work monthly by marking changes, and at the completion of their work (prior to submission of request for final payment) note all changes and turn the set over to the Construction Representative. The updates shall show all addenda, all field changes that were made to adapt to field conditions, changes resulting from contract

changes or supplemental instructions, and all locations of structures, buried installations of piping, conduit, and utility services. All buried and concealed items both inside and outside shall be accurately located as to depth and referenced to permanent features such as interior or exterior wall faces and dimensions shall be given in a neat and legible manner in a contrasting colored pencil or ink. If approved by the Designer, an electronic file format may be provided.

ARTICLE 3.4 – GUARANTY AND WARRANTIES

A. General Guaranty

- 1. Neither the final certificate of payment nor any provision in the contract documents nor partial use or occupancy of the premises by the Owner shall constitute an acceptance of work not done in accordance with contract requirements.
- 2. The Contractor or surety shall remedy any defects in the work and pay for any damage to property resulting there from which shall appear within a period of one (1) year from the date of substantial completion unless a longer period is otherwise specified or a differing guaranty period has been established in the substantial completion certificate. The Owner will give notice of observed defects with reasonable promptness.
- 3. In case of default on the part of the Contractor in fulfilling this part of this contract, the Owner may correct the work or repair the damage and the cost and expense incurred in such event shall be paid by or recoverable from the Contractor or surety.
- 4. The work will be free from defects not inherent in the quality required or permitted, and that the Work will conform to the requirements of the Contract Documents. Work not conforming to these requirements, including substitutions not properly approved and authorized, may be considered defective. The Contractor's guaranty excludes remedy for damage or defect caused by abuse, modifications not executed by the Contractor, improper or insufficient maintenance, improper operation, or normal wear and tear under normal usage. If required by the Owner, the Contractor shall furnish satisfactory evidence as to the kind and quality of materials and equipment

B. Extended Warranty

Manufacturer's certificates of warranty shall be obtained for all major equipment. Warranty shall be obtained for at least one year. Where a longer

period is offered at no additional cost or called for in the specific equipment specifications, the longer period shall govern.

ARTICLE 3.5 -- OPERATION AND MAINTENANCE MANUALS

A. Immediately after equipment submittals are approved and no later than ten (10) working days prior to the substantial completion inspection, the Contractor shall provide to the Designer three (3) copies of operating instructions and service manuals, containing the following:

1. Start-up and Shut-down Procedures: Provide a step-by-step write up of all major equipment. When manufacturer's printed start-up, trouble shooting and shut-down procedures are available; they may be incorporated into the operating manual for reference.
2. Operating Instructions: Written operating instructions shall be included for the efficient and safe operation of all equipment.
3. Equipment List: List of all major equipment as installed shall be prepared to include model number, capacities, flow rate, name plate data, shop drawings and air and water balance reports.
4. Service Instructions: Provide the following information for all pieces of equipment.
 - a. Recommended spare parts including catalog number and name of local supplier or factory representative.
 - b. Belt sizes, types, and lengths.
 - c. Wiring diagrams.
5. Manufacturer's Certificate of Warranty as described in Article 3.4.
6. Prior to the final payment, furnish to the Designer three (4) copies of parts catalogs for each piece of equipment furnished by him/her on the project with the components identified by number for replacement ordering.

B. Submission of operating instructions shall be done in the following manner.

1. Manuals shall be in quadruplicate, and all materials shall be bound into volumes of standard 8½" x 11" hard binders. Large drawings too bulky to be folded into 8½" x 11" shall be separately bound or folded and in envelopes, cross referenced and indexed with the manuals.
2. The manuals shall identify project name, project number, and include the name and

address of the Contractor, subcontractors and manufacturers who were involved with the activity described in that particular manual.

3. Internally subdivide the binder contents with permanent page dividers, logically organized with tab titles clearly printed under reinforced laminated plastic tabs.
4. Contents: Prepare a Table of Contents for each volume, with each product or system description identified.

ARTICLE 3.6 -- OTHER CONTRACTOR RESPONSIBILITIES

- A. The Contractor shall keep on site, during progress of the work, a competent superintendent satisfactory to the Construction Representative. The superintendent shall represent the Contractor and all agreements made by the superintendent shall be binding. The superintendent shall carefully study and compare all drawings, specifications and other instructions and shall promptly notify the Construction Representative and Designer, in writing, any error, inconsistency or omission which may be discovered. The superintendent shall coordinate all work on the project. Any change of the superintendent shall be approved by the Construction Representative.
- B. Contractor shall, at all times, enforce strict discipline and good order among his employees, and shall not employ on the work any unfit person or anyone not skilled in the work assigned to him/her.
- C. The Contractor shall supply sufficient labor, material, plant and equipment and pay when due any laborer, subcontractor or supplier for supplies furnished and otherwise prosecute the work with diligence to prevent work stoppage and insure completion thereof within the time specified.
- D. The Contractor and each of his subcontractors shall submit to the Construction Representative, through the Designer such schedules of quantities and costs, progress schedules, payrolls, reports, estimates, records and other data as the Owner may request concerning work performed or to be performed under this contract.
- E. The Contractor, subcontractors, and material suppliers shall upon written request, give the Owner access to all time cards, material invoices, payrolls, estimates, profit and loss statements, and all other direct or indirect costs related to this work.
- F. The Contractor shall be responsible for laying out all contract work such as layout of architectural, structural, mechanical and electrical work, which shall be coordinated with layouts of subcontractors

for general construction work. The Contractor is also responsible for unloading, uncrating and handling of all materials and equipment to be erected or placed by him/her, whether furnished by Contractor or others. No extra charges or compensation will be allowed as a result of failure to verify dimensions before ordering materials or fabricating items.

- G. The Contractor must notify the Construction Representative at least one working day before placing concrete or burying underground utilities, pipelines, etc.
- H. Contractors shall prearrange time with the Construction Representative for the interruption of any facility operation. Unless otherwise specified in these documents, all connections, alterations or relocations as well as all other portions of the work will be performed during normal working hours.
- I. The Contractor shall coordinate all work so there will not be prolonged interruptions of existing equipment operation. Any existing plumbing, heating, ventilating, air conditioning or electrical disconnections necessary for the project, which affect portions of this construction or building or any other building must be scheduled with the Construction Representative to minimize or avoid any disruption of facility operations. In no case, unless previously approved in writing by the Construction Representative, shall utilities be left disconnected at the end of a work day or over a weekend. Any interruption of utilities either intentionally or accidentally shall not relieve the Contractor responsible for the interruption from the responsibility to repair and restore the utility to normal service. Repairs and restoration shall be made before the workers responsible for the repair and restoration leave the job.
- J. Contractors shall limit operations and storage of materials to the area within the project, except as necessary to connect to existing utilities, and shall not encroach on neighboring property. The Contractor shall be responsible for repair of their damage to property on or off the project site occurring during construction of project. All such repairs shall be made to the satisfaction of the property owner.
- K. Unless otherwise permitted, all materials shall be new and both workmanship and materials shall be of the best quality.
- L. Unless otherwise provided and stipulated within these specifications, the Contractor shall furnish, construct, and/or install and pay for materials, devices, mechanisms, equipment, all necessary personnel, utilities including, but not limited to water, heat, light and electric power, transportation

services, applicable taxes of every nature, and all other facilities necessary for the proper execution and completion of the work.

- M. Contractor shall carefully examine the plans and drawings and shall be responsible for the proper fitting of his material, equipment and apparatus into the building.
- N. The Contractor or subcontractors shall not overload, or permit others to overload, any part of any structure during the performance of this contract.
- O. All temporary shoring, bracing, etc., required for the removal of existing work and/or for the installation of new work shall be included in this contract. The Contractor shall make good, at no cost to the Owner, any damage caused by improper support or failure of shoring in any respect. Each Contractor shall be responsible for shoring required to protect his work or adjacent property and improvements of Owner and shall be responsible for shoring or for giving written notice to adjacent property owners. Shoring shall be removed only after completion of permanent supports.
- P. The Contractor shall provide at the proper time such material as is required for support of the work. If openings are required, whether shown on drawings or not, the Contractor shall see that they are properly constructed.
- Q. During the performance of work the Contractor shall be responsible for providing and maintaining warning signs, lights, signal devices, barricades, guard rails, fences and other devices appropriately located on site which will give proper and understandable warning to all persons of danger of entry onto land, structure or equipment.
- R. The Contractor shall be responsible for protection, including weather protection, and proper maintenance of all equipment and materials.
- S. The Contractor shall be responsible for care of the finished work and shall protect same from damage or defacement until substantial completion by the Owner. If the work is damaged by any cause, the Contractor shall immediately begin to make repairs in accordance with the drawings and specifications. Contractor shall be liable for all damage or loss unless attributable to the acts or omissions of the Owner or Designer. Any claim for reimbursement shall be submitted in accordance with Article 4. After substantial completion the Contractor will only be responsible for damage resulting from acts or omissions of the Contractor or subcontractors through final warranty.
- T. In the event the Contractor encounters an unforeseen hazardous material, the Contractor

shall immediately stop work in the area affected and report the condition to the Owner and Designer in writing. The Contractor shall not be required, pursuant to Article 4, to perform, any work relating to hazardous materials.

- U. In an emergency affecting safety of persons or property, the Contractor shall act, at the Contractor's discretion, to prevent threatened damage, injury or loss. Additional compensation or extension of time claimed by the Contractor on account of an emergency shall be determined as provided in Article 4.
- V. Before commencing work, Contractors shall confer with the Construction Representative and facility representative and review any facility rules and regulations which may affect the conduct of the work.
- W. Project signs will only be erected on major projects and only as described in the specifications. If no sign is specified, none shall be erected.

ARTICLE 3.7 -- SUBCONTRACTS

- A. Subcontractor assignments as identified in the bid form shall not be changed without written approval of the Owner. The Owner will not approve changes of a listed subcontractor unless the Contractor documents, to the satisfaction of the Owner that the subcontractor cannot or will not perform the work as specified.
- B. The Contractor is fully responsible to the Owner for the acts and omissions of all subcontractors and of persons either directly or indirectly employed by them.
- C. Every subcontractor shall be bound by the applicable terms and provisions of these contract documents, but no contractual relationship shall exist between any subcontractor and the Owner unless the right of the Contractor to proceed with the work is suspended or this contract is terminated as herein provided, and the Owner in writing elects to assume the subcontract.
- D. The Contractor shall upon receipt of "Notice to Proceed" and prior to submission of the first payment request, notify the Designer and Construction Representative in writing of the names of any subcontractors to be used in addition to those identified in the bid form and all major material suppliers proposed for all parts of the work.

ARTICLE 4 -- CHANGES IN THE WORK

4.1 CHANGES IN THE WORK

- A. The Construction Representative, without giving notice to the surety and without invalidating this contract, may order extra work or make changes by

altering, adding to or deducting from the work, this contract sum being adjusted accordingly. All such work shall be executed under the conditions of the original contract. A claim for extension of time caused by any change must be adjusted at the time of ordering such change. No future request for time will be considered.

- B. Each Contract Change shall include all costs required to perform the work including all labor, material, equipment, overheads and profit, delay, disruptions, or other miscellaneous expenses. No subsequent requests for additional compensation including claims for delay, disruption, or reduced efficiency as a result of each change will be considered. Values from the Schedule of Values will not be binding as a basis for additions to or deductions from the contract price.
- C. The amount of any adjustment in this contract price for authorized changes shall be agreed upon before such changes become effective and shall be determined, through submission of a request for proposal, as follows:
 - 1. By an acceptable fixed price proposal from the Contractor. Breakdowns shall include all takeoff sheets of each Contractor and subcontractor. Breakdown shall include a listing of each item of material with unit prices and number of hours of labor for each task. Labor costs per hour shall be included with labor burden identified, which shall be not less than the prevailing wage rate, etc. Overhead and profit shall be shown separately for each subcontractor and the Contractor.
 - 2. By a cost-plus-fixed-fee (time and material) basis with maximum price, total cost not to exceed said maximum. Breakdown shall include a listing of each item of material with unit prices and number of hours of labor for each task. Labor costs per hour shall be included with labor burden identified, which shall be not less than the prevailing wage rate, etc. Overhead and profit shall be shown separately for each subcontractor and the Contractor.
 - 3. By unit prices contained in Contractor's original bid form and incorporated in the construction contract.
- D. Overhead and Profit on Contract Changes shall be applied as follows:

- 1. The overhead and profit charge by the Contractor and all subcontractors shall be considered to include, but is not limited to: incidental job burdens, small truck (under 1 ton) expense, mileage, small hand tools,

- warranty costs, company benefits and general office overhead. Project supervision including field supervision and job site office expense shall be considered a part of overhead and profit unless a compensable time extension is granted.
2. The percentages for overhead and profit charged on Contract Changes shall be negotiated, and may vary according to the nature, extent, and complexity of the work involved. However, the overhead and profit for the Contractor or subcontractor actually performing the work shall not exceed 14%. When one or more tiers of subcontractors are used, in no event shall any Contractor or subcontractor receive as overhead and profit more than 3% of the cost of the work performed by any of his subcontractors. In no case shall the total overhead and profit paid by the Owner on any Contract Changes exceed twenty percent (20%) of the cost of materials, labor and equipment (exclusive of Contractor or any Subcontractor overhead and profit) necessary to put the contract change work in place.
 3. The Contractor will be allowed to add the cost of bonding and insurance to their cost of work. This bonding and insurance cost shall not exceed 2% and shall be allowed on the total cost of the added work, including overhead and profit.
 4. On proposals covering both increases and decreases in the amount of this contract, the application of overhead and profit shall be on the net change in the cost of the work.
 5. The percentage for overhead and profit to be credited to the Owner on Contract Changes that are solely decreases in the quantity of work or materials shall be negotiated, and may vary according to the nature, extent and complexity of the work involved, but in no case shall be less than ten percent (10%). If the percentage for overhead and profit charged for work added by Contract Changes for this contract has been negotiated to less than 10%, the negotiated rate shall then apply to credits as well.
- E. No claim for an addition to this contract sum shall be valid unless authorized as aforesaid in writing by the Owner. In the event that none of the foregoing methods are agreed upon, the Owner may order the Contractor to perform work on a time and material basis. The cost of such work shall be determined by the Contractor's actual labor and material cost to perform the work plus overhead and profit as outlined herein. The

Designer and Construction Representative shall approve the Contractor's daily time and material invoices for the work involved.

- F. If the Contractor claims that any instructions involve extra cost under this contract, the Contractor shall give the Owner's Representative written notice thereof within a reasonable time after the receipt of such instructions, and in any event before proceeding to execute the work. No such claim shall be valid unless so made and authorized by the Owner, in writing.
- G. In an emergency affecting the safety of life or of the structure or of adjoining property, the Contractor, without special instruction or authorization from the Construction Representative, is hereby permitted to act at their discretion to prevent such threatened loss or injury. The Contractor shall submit a claim for compensation for such emergency work in writing to the Owner's Representative.

ARTICLE 4.2 – CHANGES IN COMPLETION TIME

- A. Extension of the number of work days stipulated in the Contract for completion of the work with compensation may be made when:
 1. The contractor documents that proposed Changes in the work, as provided in Article 4.1, extends construction activities critical to contract completion date, OR
 2. The Owner suspends all work for convenience of the Owner as provided in Article 7.3, OR
 3. An Owner caused delay extends construction activities critical to contract completion (except as provided elsewhere in these General Conditions). The Contractor is to review the work activities yet to begin and evaluate the possibility of rescheduling the work to minimize the overall project delay.
- B. Extension of the number of work days stipulated in the Contract for completion of the work without compensation may be made when:
 1. Weather-related delays occur, subject to provisions for the inclusion of a specified number of "bad weather" days when provided for in Section 012100-Allowances, OR
 2. Labor strikes or acts of God occur, OR
 3. The work of the Contractor is delayed on account of conditions which were beyond the control of the Contractor, subcontractors or suppliers, and were not the result of their fault or negligence.
- C. No time extension or compensation will be provided for delays caused by or within the control

of the Contractor, subcontractors or suppliers and for concurrent delays caused by the Owner.

- D. The Contractor shall notify the Owner promptly of any occurrence or conditions which in the Contractor's opinion results in a need for an extension of time. The notice shall be in writing and shall include all necessary supporting materials with details of any resultant costs and be submitted in time to permit full investigation and evaluation of the Contractor's claim. The Owner shall promptly acknowledge the Contractor's notice and, after recommendation from the Owner's Representative and/or Designer, shall provide a decision to the Contractor. Failure on the part of the Contractor to provide such notice and to detail the costs shall constitute a waiver by the Contractor of any claim. Requests for extensions of time shall be for working days only.

ARTICLE 5 - CONSTRUCTION AND COMPLETION

ARTICLE 5.1 – CONSTRUCTION COMMENCEMENT

- A. Upon receipt of the "Intent to Award" letter, the Contractor must submit the following properly executed instruments to the Owner:
1. Contract;
 2. Performance/payment bond as described in Article 6.1;
 3. Certificates of Insurance, or the actual policies themselves, showing that the Contractor has obtained the insurance coverage required by Article 6.2.
 4. Written Affirmative Action Plans as required in Article 1.4.

Above referenced items must be received by the Owner within ten (10) working days after the effective date of the contract. If not received, the Owner may treat the failure to timely submit them as a refusal by the Contractor to accept a contract for this work and may retain as liquidated damages the Contractor's bid bond, cashier's check or certified check as provided in the Instructions to Bidders. Upon receipt the Owner will issue a "Notice to Proceed" with the work to the Contractor.

- B. Within the time frame noted in Section 013200 - Schedules, following receipt of the "Notice to Proceed", the Contractor shall submit to the Owner a progress schedule and schedule of values, showing activities through the end of the contract period. Should the Contractor not receive written notification from the Owner of the disapproval of the schedule of values within fifteen (15) working

days, the Contractor may consider it approved for purpose of determining when the first monthly Application and Certification for Payment may be submitted.

- C. The Contractor may commence work upon receipt of the Division of Facilities Management, Design and Construction's "Notice to Proceed" letter. Contractor shall prosecute the work with faithfulness and energy, and shall complete the entire work on or before the completion time stated in the contract documents or pay to the Owner the damages resulting from the failure to timely complete the work as set out within Article 5.4.

ARTICLE 5.2 -- PROJECT CONSTRUCTION

- A. Each Contractor shall submit for the Owner's approval, in reproducible form, a progress schedule showing the rate of progress and the order of the work proposed to carry on various phases of the project. The schedule shall be in conformance with the requirements outlined in Section 013200 – Schedules.
- B. Contractor shall employ and supply a sufficient force of workers, material, and equipment and shall pay when due, any worker, subcontractor or supplier and otherwise prosecute the work with such diligence so as to maintain the rate of progress indicated on the progress schedule, prevent work stoppage, and insure completion of the project within the time specified.

ARTICLE 5.3 -- PROJECT COMPLETION

- A. Substantial Completion. A Project is substantially complete when construction is essentially complete and work items remaining to be completed can be done without interfering with the Owner's ability to use the Project for its intended purpose.
1. Once the Contractor has reached what they believe is Substantial Completion, the Contractor shall notify the Designer and the Construction Representative of the following:
 - a. That work is essentially complete with the exception of certain listed work items. The list shall be referred to as the "Contractor's Punch."
 - b. That all Operation and Maintenance Manuals have been assembled and submitted in accordance with Article 3.5A.
 - c. That the Work is ready for inspection by the Designer and Construction Representative. The Owner shall be entitled to a minimum of ten working

days notice before the inspection shall be performed.

2. If the work is acceptable, the Owner shall issue a Certificate of Substantial Completion, which shall set forth the responsibilities of the Owner and the Contractor for utilities, security, maintenance, damage to the work and risk of loss. The Certificate shall also identify those remaining items of work to be performed by the Contractor. All such work items shall be complete within 30 working days of the date of the Certificate, unless the Certificate specifies a different time. If the Contractor shall be required to perform tests that must be delayed due to climatic conditions, it is understood that such tests and affected equipment will be identified on the Certificate and shall be accomplished by the Contractor at the earliest possible date. Performance of the tests may not be required before Substantial Completion can be issued. The date of the issuance of the Certificate of Substantial Completion shall determine whether or not the work was completed within the contract time and whether or not Liquidated Damages are due.
 3. If the work is not acceptable, and the Owner does not issue a Certificate of Substantial Completion, the Owner shall be entitled to charge the Contractor with the Designer's and Owner's costs of re-inspection, including time and travel.
- B. Partial Occupancy. Contractor agrees that the Owner shall be permitted to occupy and use any completed or partially completed portions of the Project, when such occupancy and use is in the Owner's best interest. Owner shall notify Contractor of its desire and intention to take Partial Occupancy as soon as possible but at least ten (10) working days before the Owner intends to occupy. If the Contractor believes that the portion of the work the Owner intends to occupy is not ready for occupancy, the Contractor shall notify the Owner immediately. The Designer shall inspect the work in accordance with the procedures above. If the Contractor claims increased cost of the project or delay in completion as a result of the occupancy, he shall notify the Owner immediately but in all cases before occupancy occurs.
- C. Final Completion. The Project is finally complete when the Certificate of Substantial Completion has been issued and all work items identified therein as incomplete have been completed, and when all administrative items required by the contract have been completed. Final Completion entitles the Contractor to payment of the outstanding balance of the contract amount including all change orders

and retainage. Within five (5) working days of the date of the Certificate of Substantial Completion, the Contractor shall identify the cost to complete any outstanding items of work. The Designer shall review the Contractor's estimate and either approve it or provide an independent estimate for all such items. If the Contractor fails to complete the remaining items within the time specified in the Certificate, the Owner may terminate the contract and go to the surety for project completion in accordance with Article 7.2 or release the contract balance to the Contractor less 150% of the approved estimate to complete the outstanding items. Upon completion of the outstanding items, when a final cost has been established, any monies remaining shall be paid to the Contractor. Failure to complete items of work does not relieve the Contractor from the obligation to complete the administrative requirements of the contract, such as the provisions of Article 5.3 FAILURE TO COMPLETE ALL ITEMS OF WORK UNDER THE CONTRACT SHALL BE CONSIDERED A DEFAULT AND BE GROUNDS FOR CONTRACT TERMINATION AND DEBARMENT.

- D. Liquidated Damages. Contractor agrees that the Owner may deduct from the contract price and retain as liquidated damages, and not as penalty or forfeiture, the sum stipulated in this contract for each work day after the Contract Completion Day on which work is not Substantially Complete. Assessment of Liquidated Damages shall not relieve the Contractor or the surety of any responsibility or obligation under the Contract. In addition, the Owner may, without prejudice to any other rights, claims, or remedies the Owner may have including the right to Liquidated Damages, charge the Contractor for all additional expenses incurred by the Owner and/or Designer as the result of the extended contract period through Final Completion. Additional Expenses shall include but not be limited to the costs of additional inspections.
- E. Early Completion. The Contractor has the right to finish the work before the contract completion date; however, the Owner assumes no liability for any hindrances to the Contractor unless Owner caused delays result in a time extension to the contract completion date. The Contractor shall not be entitled to any claims for lost efficiencies or for delay if a Certificate of Substantial Completion is given on or before the Contract Completion Date.

ARTICLE 5.4 -- PAYMENT TO CONTRACTOR

- A. Payments on account of this contract will be made monthly in proportion to the work which has been completed. Request for payment must be submitted on the Owner's forms. No other pay request will

be processed. Supporting breakdowns must be in the same format as Owner's forms and must provide the same level of detail. The Designer will, within 5 working days from receipt of the contractor's request for payment either issue a Certificate for Payment to the Owner, for such amount as the Designer determines is properly due, or notify the Contractor in writing of reasons for withholding a Certificate. The Owner shall make payment within 30 calendar days after the "Application and Certification for Payment" has been received and certified by the Designer. The following items are to be attached to the contractor's pay request:

1. Updated construction schedule
 2. Certified payrolls consisting of name, occupation and craft, number of hours worked and actual wages paid for each individual employee, of the Contractor and all subcontractors working on the project
- B. The Owner shall retain 5 percent of the amount of each such payment application, except as allowed by Article 5.4, until final completion and acceptance of all work covered by this contract.
- C. Each payment made to Contractor shall be on account of the total amount payable to Contractor and all material and work covered by paid partial payment shall thereupon become the sole property of Owner. This provision shall not be construed as relieving Contractor from sole responsibility for care and protection of materials and work upon which payments have been made or restoration of any damaged work or as a waiver of the right of Owner to require fulfillment of all terms of this contract.
- D. Materials delivered to the work site and not incorporated in the work will be allowed in the Application and Certification for Payment on the basis of one hundred (100%) percent of value, subject to the 5% retainage providing that they are suitably stored on the site or in an approved warehouse in accordance with the following requirements:
1. Material has previously been approved through submittal and acceptance of shop drawings conforming to requirements of Article 3.2 of General Conditions.
 2. Delivery is made in accordance with the time frame on the approved schedule.
 3. Materials, equipment, etc., are properly stored and protected from damage and deterioration and remain so - if not, previously approved amounts will be deleted from subsequent pay applications.

4. The payment request is accompanied by a breakdown identifying the material equipment, etc. in sufficient detail to establish quantity and value.
- E. The Contractor shall be allowed to include in the Application and Certification for Payment, one hundred (100%) of the value, subject to retainage, of major equipment and material stored off the site if all of the following conditions are met:
1. The request for consideration of payment for materials stored off site is made at least 15 working days prior to submittal of the Application for Payment including such material. Only materials inspected will be considered for inclusion on Application for Payment requests.
 2. Materials stored in one location off site are valued in excess of \$25,000.
 3. That a Certificate of Insurance is provided indicating adequate protection from loss, theft conversion or damage for materials stored off site. This Certificate shall show the State of Missouri as an additional insured for this loss.
 4. The materials are stored in a facility approved and inspected, by the Construction Representative.
 5. Contractor shall be responsible for, Owner costs to inspect out of state facilities, and any delays in the completion of the work caused by damage to the material or for any other failure of the Contractor to have access to this material for the execution of the work.
- F. The Owner shall determine the amount, quality and acceptability of the work and materials which are to be paid for under this contract. In the event any questions shall arise between the parties, relative to this contract or specifications, determination or decision of the Owner or the Construction Representative and the Designer shall be a condition precedent to the right of the Contractor to receive any money or payment for work under this contract affected in any manner or to any extent by such question.
- G. Payments Withheld: The Owner may withhold or nullify in whole or part any certificate to such extent as may be necessary to protect the Owner from loss on account of:
1. Defective work not remedied. When a notice of noncompliance is issued on an item or items, corrective action shall be undertaken immediately. Until corrective action is completed, no monies will be paid and no additional time will be allowed for the item or

items. The cost of corrective action(s) shall be borne by the Contractor.

2. A reasonable doubt that this contract can be completed for the unpaid balance.
3. Failure of the Contractor to update as-built drawings monthly for review by the Construction Representative.
4. Failure of the Contractor to update the construction schedule.

When the Construction Representative is satisfied the Contractor has remedied above deficiencies, payment shall be released.

H. Final Payment: Upon receipt of written notice from the Contractor to the Designer and Project Representative that the work is ready for final inspection and acceptance, the Designer and Project Representative, with the Contractor, shall promptly make such inspection. If the work is acceptable and the contract fully performed, the Construction Representative shall complete a final acceptance report and the Contractor will be directed to submit a final Application and Certification for Payment. If the Owner approves the same, the entire balance shall be due and payable, with the exception of deductions as provided for under Article 5.4.

1. Where the specifications provide for the performance by the Contractor of (certain tests for the purpose of balancing and checking the air conditioning and heating equipment and the Contractor shall have furnished and installed all such equipment in accordance with the specifications, but said test cannot then be made because of climatic conditions, such test shall may be considered as required under the provisions of the specifications, Section 013300 and this contract may be substantial Full payment will not be made until the tests have been made and the equipment and system is finally accepted. If the tests are not completed when scheduled, the Owner may deduct 150% of the value of the tests from the final payment.
2. The final payment shall not become due until the Contractor delivers to the Construction Representative:
 - a) A complete file of releases, on the standard form included in the contract documents as "Final Receipt of Payment and Release Form", from subcontractors and material suppliers evidencing payment in full for services, equipment and materials, as the case may require, if the Owner approves, or a consent from

the Surety to final payment accepting liability for any unpaid amounts.

- b) An Affidavit of Compliance with Prevailing Wage Law, in the form as included in this contract specifications, properly executed by each subcontractor, and the Contractor
 - c) Certified copies of all payrolls
 - d) As-built drawings
3. If any claim remains unsatisfied after all payments are made, the Contractor shall refund to the Owner all monies that the latter may be compelled to pay in discharging such a claim including all costs and a reasonable attorney's fee.
 4. Missouri statute requires prompt payment from the Owner to the Contractor within thirty calendar days and from the Contractor to his subcontractors within fifteen calendar days. Failure to make payments within the required time frame entitles the receiving party to charge interest at the rate of one and one half percent per month calculated from the expiration of the statutory time period until paid.
 5. The value of all unused unit price allowances and/or 150% of the value of the outstanding work items, and/or liquidated damages may be deducted from the final pay request without executing a Contract Change. Any unit price items which exceed the number of units in the contract may be added by Contract Change.

ARTICLE 6 -- INSURANCE AND BONDS

ARTICLE 6.1 -- BOND

- A. Contractor shall furnish a performance/payment bond in an amount equal to 100% of the contract price to guarantee faithful performance of the contract and 100% of the contract price to guarantee the payment of all persons performing labor on the project and furnishing materials in connection therewith under this contract as set forth in the standard form of performance and payment bond included in the contract documents. The surety on such bond shall be issued by a surety company authorized by the Missouri Department of Insurance to do business in the state of Missouri.
- B. All Performance/Payment Bonds furnished in response to this provision shall be provided by a bonding company with a rating of B+ or higher as established by A.M. Best Company, Inc. in their most recent publication.

ARTICLE 6.2 – INSURANCE

A. The successful Contractor shall procure and maintain for the duration of the contract issued a policy or policies of insurance for the protection of both the Contractor and the Owner and their respective officers, officials, agents, consultants and employees. The Owner requires certification of insurance coverage from the Contractor prior to commencing work.

B. Minimum Scope and Extent of Coverage

1. General Liability

Commercial General Liability, ISO coverage form number or equivalent CG 00 01 ("occurrence" basis), or I-SO coverage form number CG 00 02, or ISO equivalent.

If ISO equivalent or manuscript general liability coverage forms are used, minimum coverage will be as follows: Premises/Operations; Independent Contractors; Products/Completed Operations; personal injury; Broad Form Property Damage including Completed Operations; Broad Form Contractual Liability Coverage to include Contractor's obligations under Article 1.11 Indemnification and any other Special Hazards required by the work of the contract.

2. Automobile Liability

Business Automobile Liability Insurance, ISO Coverage form number or equivalent CA 00 01 covering automobile liability, code 1 "ANY AUTO".

3. Workers' Compensation and Employer's Liability

Statutory Workers' Compensation Insurance for Missouri and standard Employer's Liability Insurance, or the authorization to self-insure for such liability from the Missouri Division of Workers' Compensation.

4. Builder's Risk or Installation Floater Insurance

Insurance upon the work and all materials, equipment, supplies, temporary structures and similar items which may be incident to the performance of the work and located at or adjacent to the site, against loss or damage from fire and such other casualties as are included in extended coverage in broad "All Risk" form, including coverage for Flood and Earthquake, in an amount not less than the replacement cost of the work or this contract price, whichever is greater, with loss payable to Contractor and Owner as their respective interests may appear.

Contractor shall maintain sufficient insurance to cover the full value of the work and materials as the work progresses, and shall furnish Owner copies of all endorsements. If Builder's Risk Reporting- Form of Endorsement is used, Contractor shall make all reports as required therein so as to keep in force an amount of insurance which will equal the replacement cost of the work, materials, equipment, supplies, temporary structures, and other property covered thereby; and if, as a result of Contractor's failure to make any such report, the amount of insurance so recoverable shall be less than such replacement cost, Contractor's interest in the proceeds of such insurance, if any, shall be subordinated to Owner's interest to the end that Owner may receive full reimbursement for its loss.

C. Minimum Limits of Insurance

1. General Liability

Contractor

\$2,000,000	combined single limit per occurrence for bodily injury, personal injury, and property damage
-------------	--

\$2,000,000	annual aggregate
-------------	------------------

2. Automobile Liability

\$2,000,000	combined single limit per occurrence for bodily injury and property damage
-------------	--

3. Workers' Compensation and Employers Liability

Workers' Compensation limits as required by applicable State Statutes (generally unlimited) and minimum of \$1,000,000 limit per accident for Employer's Liability.

General Liability and Automobile Liability insurance may be arranged under individual policies for the full limits required or by a combination of underlying policies with the balance provided by a form-following Excess or Umbrella Liability policy.

D. Deductibles and Self-Insured Retentions

All deductibles, co-payment clauses, and self-insured retentions must be declared to and approved by the Owner. The Owner reserves the right to request the reduction or elimination of unacceptable deductibles or self-insured retentions, as they would apply to the Owner, and their respective officers, officials, agents, consultants and employees. Alternatively, the Owner may request Contractor to procure a bond guaranteeing

payment of losses and related investigations, claims administration, and defense expenses.

E. Other Insurance Provisions and Requirements

The respective insurance policies and coverage, as specified below, must contain, or be endorsed to contain the following conditions or provisions:

1. General Liability

The Owner, and its respective commissioners, officers, officials, agents, consultants and employees shall be endorsed as additional insured's by ISO form CG 20 26 Additional Insured - Designated Person or Organization. As additional insured's, they shall be covered as to work performed by or on behalf of the Contractor or as to liability which arises out of Contractor's activities or resulting from the performance of services or the delivery of goods called for by the Contract.

Contractor's insurance coverage shall be primary with respect to all additional insured's. Insurance of self-insurance programs maintained by the designated additional -insured's shall be excess of the Contractor's insurance and shall not contribute with it.

Additionally, the Contractor and Contractor's general liability insurer shall agree to waive all rights of subrogation against the Owner and any of their respective officers, officials, agents, consultants or employees for claims, losses, or expenses which arise out of Contractor's activities or result from the performance of services or the delivery of goods called for by the Contract.

Contractor's failure to comply with the terms and conditions of these insurance policies shall not affect or abridge coverage for the Owner, or for any of their officers, officials, agents, consultants or employees.

2. Automobile Insurance

The Owner, and their respective officers, officials, agents, consultants and employees shall be endorsed as additional insured's by ISO form CG 20 26 - Additional Insured Designated Person or Organization. As additional insured's, they shall be covered as to work performed by or on behalf of the Contractor or as to liability which arises out of Contractor's activities or resulting from the performance of services or the delivery of goods called for by the Contract.

Contractor's insurance coverage shall be primary with respect to all additional insured's. Insurance or self-insurance

programs maintained by the designated additional insured's shall be in excess of the Contractor's insurance and shall not contribute with it.

Additionally, the Contractor and Contractor's automobile insurer shall agree to waive all rights of subrogation against the Owner and any of their respective officers, officials, agents, consultants or employees for claims, losses, or expenses which arise out of Contractor's activities or result from the performance of services or the delivery of goods called for by the Contract.

Contractor's failure to comply with the terms and conditions of these insurance policies shall not affect or abridge coverage for the Owner or for any of its officers, officials, agents, consultants or employees.

3. Workers' Compensation/Employer's Liability

Contractor's workers' compensation insurance shall be endorsed with NCCI form WC 00 03 01 A - Alternative Employer Endorsement. The Alternative Employer Endorsement shall designate the Owner as "alternate employers."

4. All Coverages

Each insurance policy required by this section of the Contract shall contain a stipulation, endorsed if necessary, that the Owner will receive a minimum of a thirty (30) calendar day advance notice of any policy cancellation. Ten (10) calendar days advance notice is required for policy cancellation due to non-payment of premium.

F. Insurer Qualifications and Acceptability

Insurance required hereunder shall be issued by an A.M. Best, "B+" rated, Class IX insurance company approved to conduct insurance business in the state of Missouri.

G. Verification of Insurance Coverage

Prior to Owner issuing a Notice to Proceed, the Contractor shall furnish the Owner with Certificate(s) of Insurance and with any applicable original endorsements evidencing the required insurance coverage. The insurance certificates and endorsements are to be signed by a person authorized by that insurer to bind coverage on its behalf. All certificates and endorsements received by the Owner are subject to review and approval by the Owner. The Owner reserves the right to require certified copies of all required policies at any time. If the scope of this contract will exceed one (1) year - or, if any of Contractor's applicable insurance coverage expires prior to completion of the work or services required under this contract -

the Contractor will provide a renewal or replacement certificate before continuing work or services hereunder. If the Contractor fails to provide documentation of required insurance coverage, the Owner may issue a stop work order and no additional contract completion time and/or compensation shall be granted as a result thereof.

ARTICLE 7 – SUSPENSION OR TERMINATION OF CONTRACT

ARTICLE 7.1 - FOR SITE CONDITIONS

When conditions at the site of the proposed work are considered by the Owner to be unsatisfactory for prosecution of the work, the Contractor may be ordered in writing to suspend the work or any part thereof until reasonable conditions exist. When such suspension is not due to fault or negligence of the Contractor, time allowed for completion of such suspended work will be extended by a period of time equal to that lost due to delay occasioned by ordered suspension. This will be a no cost time extension.

ARTICLE 7.2 - FOR CAUSE

A. Termination or Suspension for Cause:

1. If the Contractor shall file for bankruptcy, or should make a general assignment for the benefit of the creditors, or if a receiver should be appointed on account of insolvency, or if the contractor should persistently or repeatedly refuse or fail to supply enough properly skilled workers or proper materials, or if the contractor should fail to make prompt payment to subcontractors or for material or labor, or persistently disregard laws, ordinances or the instructions of the Owner, or otherwise be guilty of a substantial violation of any provision of this contract, then the Owner may serve notice on the Contractor and the surety setting forth the violations and demanding compliance with this contract. Unless within ten (10) consecutive calendar days after serving such notice, such violations shall cease and satisfactory arrangements for correction be made, the Owner may suspend the Contractor's right to proceed with the work or terminate this contract.
2. In the event the Owner suspends Contractor's right to proceed with the work or terminates the contract, the Owner may demand that the Contractor's surety take over and complete the work on this contract, after the surety submits a written proposal to the Owner and receives written approval and upon the surety's failure or refusal to do so within ten (10) consecutive

calendar days after demand therefore, the Owner may take over the work and prosecute the same to completion by bid or negotiated contract, or the Owner may elect to take possession of and utilize in completing the work such materials, supplies, appliances and plant as may be on the site of the work, and all subcontractors, if the Owner elects, shall be bound to perform their contracts.

- B. The Contractor and its surety shall be and remain liable to the Owner for any excess cost or damages occasioned to the Owner as a result of the actions above set forth.
- C. The Contractor in the event of such suspension or termination shall not be entitled to receive any further payments under this contract until the work is wholly finished. Then if the unpaid balance under this contract shall exceed all expenses of the Owner as certified by the Director, such excess shall be paid to the Contractor; but, if such expenses shall exceed the unpaid balance as certified by the Director, the Contractor and their surety shall be liable for and shall pay the difference and any damages to the Owner.
- D. In exercising Owner's right to secure completion of the work under any of the provisions hereof, the Director shall have the right to exercise Owner's sole discretion as to the manner, methods and reasonableness of costs of completing the work.
- E. The rights of the Owner to suspend or terminate as herein provided shall be cumulative and not exclusive and shall be in addition to any other remedy provided by law.
- F. The Contractor in the event of such suspension or termination may be declared ineligible for Owner contracts for a minimal period of twelve (12) months. Further, no contract will be awarded to any Contractor who lists in their bid form any subcontractor whose prior performance has contributed, as determined by the Owner, to a breach of a contract. In order to be considered for state-awarded contracts after this period, the Contractor/subcontractor will be required to forward acceptance reports to the Owner regarding successful completion of non-state projects during the intervening twelve (12) months from the date of default. No contracts will be awarded to a subcontractor/Contractor until the ability to perform responsibly in the private sector has been proven to the Owner.

ARTICLE 7.3 -- FOR CONVENIENCE

- A. The Owner may terminate or suspend the Contract or any portion of the Work without cause at any time, and at the Owner's convenience. Notification of a termination or suspension shall be in writing

and shall be given to the Contractor and their surety. If the Contract is suspended, the notice will contain the anticipated duration of the suspension or the conditions under which work will be permitted to resume. If appropriate, the Contractor will be requested to demobilize and re-mobilize and will be reimbursed time and costs associated with the suspension.

B. Upon receipt of notification, the Contractor shall:

1. Cease operations when directed.
2. Take actions to protect the work and any stored materials.
3. Place no further subcontracts or orders for material, supplies, services or facilities except as may be necessary to complete the portion of the Contract that has not been terminated. No claim for payment of materials or supplies ordered after the termination date shall be considered.
4. Terminate all existing subcontracts, rentals, material, and equipment orders.

5. Settle all outstanding liabilities arising from termination with subcontractors and suppliers.

6. Transfer title and deliver to the Owner, work in progress, completed work, supplies and other material produced or acquire for the work terminated, and completed or partially completed plans, drawings information and other property that, if the Contract had been completed, would be required to be furnished to the Owner.

C. For termination without cause and at the Owner's convenience, in addition to payment for work completed prior to date of termination, the Contractor may be entitled to payment of other documented costs directly associated with the early termination of the contract. Payment for anticipated profit and unapplied overhead will not be allowed.

SECTION 007300 - SUPPLEMENTARY CONDITIONS

1.0 GENERAL:

A. These Supplementary General Conditions clarify, add, delete, or otherwise modify standard terms and conditions of DIVISION 0, BIDDING AND CONTRACTING REQUIREMENTS.

2.0 CONTACTS:

Designer: Chad Potter
VIREO
929 Walnut Street, Suite 700
Kansas City, MO 64106
Telephone: 816-777-3018
Email: chad@bevireo.com

Construction Representative: Ricky Howard
Division of Facilities Management, Design and Construction
836 North Scott
Belton, MO 64012
Telephone: 816-322-1166 x 236
Email: ricky.howard@oa.mo.gov

Project Manager: Sandra Walther
Division of Facilities Management, Design and Construction
301 West High Street, Room 730
Jefferson City, Missouri 65101
Telephone: 573-751-2283
Email: sandra.walther@oa.mo.gov

Contract Specialist: Mandy Roberson
Division of Facilities Management, Design and Construction
301 West High Street, Room 730
Jefferson City, Missouri 65101
Telephone: 573-522-0074
Email: mandy.roberson@oa.mo.gov

3.0 NOTICE: ALL BID MATERIALS ARE DUE AT THE TIME OF BID SUBMITTAL. THERE IS NO SECOND SUBMITTAL FOR THIS PROJECT.

4.0 FURNISHING CONSTRUCTION DOCUMENTS:

- A. The Owner will furnish the Contractor with approximately 10 complete sets of drawings and specifications at no charge.
- B. The Owner will furnish the Contractor with approximately 10 sets of explanatory or change drawings at no charge.
- C. The Contractor may make copies of the documents as needed with no additional cost to the Owner.

5.0 SAFETY REQUIREMENTS

Contractor and subcontractors at any tier shall comply with RSMo 292.675 and Article 1.3, E, of Section 007213, General Conditions.

6.0 OFF-SITE BORROW & SPOIL DEPOSIT SITES FOR FEDERALLY FUNDED PROJECTS:

All Federally funded projects which involve off-site borrow and/or off-site spoil deposit sites will require written certification that the site(s) are in compliance with the National Environmental Protection Act and all related applicable Federal and State laws and regulations. If the need for off-site borrow and/or spoil sites is stipulated in the Contract Documents, the following applies:

- A. The Contractor is required to use only the designated site described in the Contract Documents. If another off-site area is proposed by the Contractor, the Contractor must provide written certification to the Division of Facilities Management, Design and Construction Project Representative that the proposed borrow or spoil site has been cleared of environmental concerns in accordance with all applicable Federal and State laws and regulations. These include but are not limited to the following: Clean Water Act; the Endangered Species Act; the National Historic Preservation Act (NHPA) (The site must have Section 106 Clearance); the Farmland Protection Act; Resource Conservation and

Recovery Act; Comprehensive Environmental Response; Compensation and Liability Act; and RSMo Chapter 194, Section 194.400, Unmarked Human Burial Sites. Certifications shall include clearance letters and other evidence of coordination with the appropriate regulatory agencies. The Missouri Historic Preservation Office, PO Box 176 Jefferson City, MO 65102, may be contacted to provide assistance with the NHPA and cultural resource issues pertaining to the borrow and spoil site regulations. The Missouri State Historic Preservation Office can provide a list of qualified and certified archaeologists to assist in borrow and spoil site investigations.

- B. If project conditions require off-site borrow or off-site deposit of spoils, the Contractor will be required to provide written certification to the Division of Facilities Management, Design and Construction Project Representative that the proposed borrow or spoil site has been cleared of environmental concerns in accordance with all applicable Federal and State laws and regulations. These include but are not limited to the following: Clean Water Act; the Endangered Species Act; the National Historic Preservation Act (NHPA) (The site must have Section 106 Clearance); the Farmland Protection Act; Resource Conservation and Recovery Act; Comprehensive Environmental Response; Compensation and Liability Act; and RSMo Chapter 194, Section 194.400, Unmarked Human Burial Sites. Certifications shall include clearance letters and other evidence of coordination with the appropriate regulatory agencies. The Missouri Historic Preservation Office, PO Box 176 Jefferson City, MO 65102, may be contacted to provide assistance with the NHPA and cultural resource issues pertaining to the borrow and spoil site regulations. The Missouri State Historic Preservation Office can provide a list of qualified and certified archaeologists to assist in borrow and spoil site investigations.
- C. The Owner recognizes that additional time (beyond what is allowed in the Construction Contract) may be required in order to secure the aforementioned certifications and approvals. Should more time be required, the Owner will consider approval of a no-cost time extension contract change. The Contractor will be required to provide documentation that substantiates the need for the time extension.

SECTION 007333 – SUPPLEMENTARY GENERAL CONDITIONS FOR FEDERALLY FUNDED/ASSISTED CONSTRUCTION PROJECTS

1.0 Notice of Federal Funding

This project is being performed in whole or in part using federal funds. Therefore, all work or services performed by the Contractor and its subcontractors shall be subject to the terms and conditions set forth below in addition to all terms and conditions in the Construction Contract, General Conditions, and other contract documents. The concepts, rules, and guidelines set forth in 2 C.F.R. 200 describing allowable costs and administrative requirements apply.

2.0 Definitions

As used herein, “Federal Government” means the government of the United States of America. “Federal Agency” means an agency, entity, department or division of the Federal Government that is providing funding for this project. All other terms shall have the meanings established in the Construction Contract, General Conditions, and/or Project Manual, unless such definitions conflict with a definition provided in an applicable statute or regulation.

3.0 Conflicting Terms or Conditions

To the extent that any terms or conditions set forth herein conflict with the Construction Contract or its General Conditions, the more stringent of the two terms and conditions shall govern.

4.0 No Obligation by Federal Government

The Federal Government is not a party to this contract and is not subject to any obligations or liabilities to the non-Federal entity, Contractor, or any other party pertaining to any matter resulting from the contract.

5.0 Compliance with Federal Laws, Regulations and Executive Orders

The Contractor and its subcontractors and suppliers are required to comply with all applicable Federal laws, regulations, and executive orders, regardless of whether set forth herein. The Contractor shall assist and enable the State of Missouri in complying with any requirements imposed by the Federal Agency as a condition of funding.

6.0 Compliance with Civil Rights Provisions

The Contractor shall comply with all Federal statutes, executive orders, and regulations relating to nondiscrimination. These include, but are not limited to the following:

Title VI of the Civil Rights Act of 1964 (P.L. 88-352) which prohibits discrimination on the basis of race, color or national origin;

Title IX of the Education Amendments of 1972, as amended (20 U.S.C. §§1681-1683, and 1685-1686), which prohibits discrimination on the basis of sex;

Section 504 of the Rehabilitation Act of 1973, as amended (29 U.S.C. §794), which prohibits discrimination on the basis of handicaps;

The Age Discrimination Act of 1975, as amended (42 U.S.C. §§6101-6107), which prohibits discrimination on the basis of age;

Title VIII of the Civil Rights Act of 1968 (42 U.S.C. §§3601 et seq.), as amended, relating to nondiscrimination in the sale, rental or financing of housing;

Title VII of the Civil Rights Act of 1964 (42 U.S.C. part 2000(e), which prohibits discrimination against employees on the basis of religion;

Any other nondiscrimination provisions in the specific statute(s) under which application for Federal assistance is being made; and

The requirements of any other nondiscrimination statute(s) that may apply to the application.

7.0 Equal Employment Opportunity (41 C.F.R. 60-1.4(b)).

During the performance of this contract, the Contractor agrees as follows:

- (1) The Contractor will not discriminate against any employee or applicant for employment because of race, color, religion, sex, sexual orientation, gender identity, or national origin. The Contractor will take affirmative action to ensure that applicants are employed, and that employees are treated during employment without regard to their race, color, religion, sex, sexual orientation, gender identity, or national origin. Such action shall include, but not be limited to the following:

Employment, upgrading, demotion, or transfer; recruitment or recruitment advertising; layoff or termination; rates of pay or other forms of compensation; and selection for training, including apprenticeship. The Contractor agrees to post in conspicuous places, available to employees and applicants for employment, notices to be provided setting forth the provisions of this nondiscrimination clause.

- (2) The Contractor will, in all solicitations or advertisements for employees placed by or on behalf of the Contractor, state that all qualified applicants will receive consideration for employment without regard to race, color, religion, sex, sexual orientation, gender identity, or national origin.
- (3) The Contractor will not discharge or in any other manner discriminate against any employee or applicant for employment because such employee or applicant has inquired about, discussed, or disclosed the compensation of the employee or applicants or another employee or applicant. This provision shall not apply to instances in which an employee who has access to the compensation information of other employees or applicants as a part of such employee's essential job functions discloses the compensation of such other employees or applicants to individuals who do not otherwise have access to such information, unless such disclosure is in response to a formal complaint or charge, in furtherance of an investigation, proceeding, hearing, or action, including an investigation conducted by the employer, or is consistent with the Contractor's legal duty to furnish information.
- (4) The Contractor will send to each labor union or representative of workers with which he has a collective bargaining agreement or other contract or understanding, a notice to be provided advising the said labor union or workers' representatives of the Contractor's commitments under this section, and shall post copies of the notice in conspicuous places available to employees and applicants for employment.

- (5) The Contractor will comply with all provisions of Executive Order 11246 of September 24, 1965, and of the rules, regulations, and relevant orders of the Secretary of Labor.
- (6) The Contractor will furnish all information and reports required by Executive Order 11246 of September 24, 1965, and by rules, regulations, and orders of the Secretary of Labor, or pursuant thereto, and will permit access to his books, records, and accounts by the administering agency and the Secretary of Labor for purposes of investigation to ascertain compliance with such rules, regulations, and orders.
- (7) In the event of the Contractor's noncompliance with the nondiscrimination clauses of this contract or with any of the said rules, regulations, or orders, this contract may be canceled, terminated, or suspended in whole or in part and the Contractor may be declared ineligible for further Government contracts or federally assisted construction contracts in accordance with procedures authorized in Executive Order 11246 of September 24, 1965, and such other sanctions may be imposed and remedies invoked as provided in Executive Order 11246 of September 24, 1965, or by rule, regulation, or order of the Secretary of Labor, or as otherwise provided by law.
- (8) The Contractor will include the portion of the sentence immediately preceding paragraph (1) and the provisions of paragraphs (1) through (8) in every subcontract or purchase order unless exempted by rules, regulations, or orders of the Secretary of Labor issued pursuant to section 204 of Executive Order 11246 of September 24, 1965, so that such provisions will be binding upon each subcontractor or vendor. The Contractor will take such action with respect to any subcontract or purchase order as the administering agency may direct as a means of enforcing such provisions, including sanctions for noncompliance:

Provided, however, that in the event a Contractor becomes involved in, or is threatened with, litigation with a subcontractor or vendor as a result of such direction by the administering agency, the Contractor may request the United States to enter into such litigation to protect the interests of the United States.

The applicant further agrees that it will be bound by the above equal opportunity clause with respect to its own employment practices when it participates in federally assisted construction work: *Provided*, That if the applicant so participating is a State or local government, the above equal opportunity clause is not applicable to any agency, instrumentality or subdivision of such government which does not participate in work on or under the contract.

The applicant agrees that it will assist and cooperate actively with the administering agency and the Secretary of Labor in obtaining the compliance of contractors and sub contractors with the equal opportunity clause and the rules, regulations, and relevant orders of the Secretary of Labor, that it will furnish the administering agency and the Secretary of Labor such information as they may require for the supervision of such compliance, and that it will otherwise assist the administering agency in the discharge of the agency's primary responsibility for securing compliance.

The applicant further agrees that it will refrain from entering into any contract or contract modification subject to Executive Order 11246 of September 24, 1965, with a contractor debarred from, or who has not demonstrated eligibility for, Government contracts and federally assisted construction contracts pursuant to the Executive Order and will carry out such sanctions and penalties for violation of the equal opportunity clause as may be imposed upon contractors and sub contractors by the administering agency or the Secretary of Labor pursuant to Part II, Subpart D of the Executive Order. In addition, the applicant agrees that if it fails or refuses to comply with these undertakings, the administering agency may take any or all of the following actions: Cancel, terminate, or suspend in whole or in part this grant (contract, loan, insurance, guarantee); refrain from extending any further assistance to the applicant under the program with respect to which the failure or refund occurred until satisfactory

assurance of future compliance has been received from such applicant; and refer the case to the Department of Justice for appropriate legal proceedings.

8.0 Notice of Requirement for Affirmative Action To Ensure Equal Employment Opportunity
(Executive Order 11246, 41 C.F.R. 60-4.2)

(1) The Offeror's or Bidder's attention is called to the "Equal Opportunity Clause" and the "Standard Federal Equal Employment Specifications" set forth herein.

(2) The goals and timetables for minority and female participation, expressed in percentage terms for the Contractor's aggregate workforce in each trade on all construction work in the covered area, are as follows:

Time- tables	Goals for minority participation for each trade	Goals for female participation in each trade
105	10%	6.9%

These goals are applicable to all the Contractor's construction work (whether or not it is Federal or federally assisted) performed in the covered area. If the contractor performs construction work in a geographical area located outside of the covered area, it shall apply the goals established for such geographical area where the work is actually performed. With regard to this second area, the contractor also is subject to the goals for both its federally involved and nonfederally involved construction.

The Contractor's compliance with the Executive Order and the regulations in 41 C.F.R. pt. 60-4 shall be based on its implementation of the Equal Opportunity Clause, specific affirmative action obligations required by the specifications set forth in 41 C.F.R. 60-4.3(a), and its efforts to meet the goals. The hours of minority and female employment and training must be substantially uniform throughout the length of the contract, and in each trade, and the contractor shall make a good faith effort to employ minorities and women evenly on each of its projects. The transfer of minority or female employees or trainees from Contractor to Contractor or from project to project for the sole purpose of meeting the Contractor's goals shall be a violation of the contract, the Executive Order and the regulations in 41 C.F.R. pt. 60-4. Compliance with the goals will be measured against the total work hours performed.

(3) The Contractor shall provide written notification to the Director of the Office of Federal Contract Compliance Programs within 10 working days of award of any construction subcontract in excess of \$10,000 at any tier for construction work under the contract resulting from this solicitation. The notification shall list the name, address and telephone number of the subcontractor; employer identification number of the subcontractor; estimated dollar amount of the subcontract; estimated starting and completion dates of the subcontract; and the geographical area in which the subcontract is to be performed.

(4) As used in this Notice, and in the contract resulting from this solicitation, the "covered area" is (insert description of the geographical areas where the contract is to be performed giving the state, county and city, if any).

9.0 Standard Federal Equal Employment Opportunity Construction Contract Specifications
(Executive Order 11246 - 41 C.F.R. 60-4.3)

(1) As used in these specifications:

a. "Covered area" means the geographical area described in the solicitation from which this contract resulted;

b. "Director" means Director, Office of Federal Contract Compliance Programs, United States Department of Labor, or any person to whom the Director delegates authority;

c. "Employer identification number" means the Federal Social Security number used on the Employer's Quarterly Federal Tax Return, U.S. Treasury Department Form 941.

d. "Minority" includes:

(i) Black (all persons having origins in any of the Black African racial groups not of Hispanic origin);

(ii) Hispanic (all persons of Mexican, Puerto Rican, Cuban, Central or South American or other Spanish Culture or origin, regardless of race);

(iii) Asian and Pacific Islander (all persons having origins in any of the original peoples of the Far East, Southeast Asia, the Indian Subcontinent, or the Pacific Islands); and

(iv) American Indian or Alaskan Native (all persons having origins in any of the original peoples of North America and maintaining identifiable tribal affiliations through membership and participation or community identification).

(2) Whenever the Contractor, or any subcontractor at any tier, subcontracts a portion of the work involving any construction trade, it shall physically include in each subcontract in excess of \$10,000 the provisions of these specifications and the Notice which contains the applicable goals for minority and female participation and which is set forth in the solicitations from which this contract resulted.

(3) If the Contractor is participating (pursuant to 41 C.F.R. 60-4.5) in a Hometown Plan approved by the U.S. Department of Labor in the covered area either individually or through an association, its affirmative action obligations on all work in the Plan area (including goals and timetables) shall be in accordance with that Plan for those trades which have unions participating in the Plan. Contractors must be able to demonstrate their participation in and compliance with the provisions of any such Hometown Plan. Each contractor or subcontractor participating in an approved Plan is individually required to comply with its obligations under the EEO clause, and to make a good faith effort to achieve each goal under the Plan in each trade in which it has employees. The overall good faith performance by other contractors or subcontractors toward a goal in an approved Plan does not excuse any covered contractor's or subcontractor's failure to take good faith efforts to achieve the Plan goals and timetables.

(4) The Contractor shall implement the specific affirmative action standards provided in paragraphs 7 a through p of these specifications. The goals set forth in the solicitation from which this contract resulted are expressed as percentages of the total hours of employment and training of minority and female utilization the Contractor should reasonably be able to achieve in each construction trade in which it has employees in the covered area. Covered Construction contractors performing construction work in geographical areas where they do not have a Federal or federally assisted construction contract shall apply the minority and female goals established for the geographical area where the work is being performed.

Goals are published periodically in the FEDERAL REGISTER in notice form, and such notices may be obtained from any Office of Federal Contract Compliance Programs office or from Federal procurement contracting

officers. The Contractor is expected to make substantially uniform progress in meeting its goals in each craft during the period specified.

(5) Neither the provisions of any collective bargaining agreement, nor the failure by a union with whom the Contractor has a collective bargaining agreement, to refer either minorities or women shall excuse the Contractor's obligations under these specifications, Executive Order 11246, or the regulations promulgated pursuant thereto.

(6) In order for the nonworking training hours of apprentices and trainees to be counted in meeting the goals, such apprentices and trainees must be employed by the Contractor during the training period, and the Contractor must have made a commitment to employ the apprentices and trainees at the completion of their training, subject to the availability of employment opportunities. Trainees must be trained pursuant to training programs approved by the U.S. Department of Labor.

(7) The Contractor shall take specific affirmative actions to ensure equal employment opportunity. The evaluation of the Contractor's compliance with these specifications shall be based upon its effort to achieve maximum results from its actions. The Contractor shall document these efforts fully, and shall implement affirmative action steps at least as extensive as the following:

a. Ensure and maintain a working environment free of harassment, intimidation, and coercion at all sites, and in all facilities at which the Contractor's employees are assigned to work. The Contractor, where possible, will assign two or more women to each construction project. The Contractor shall specifically ensure that all foremen, superintendents, and other on-site supervisory personnel are aware of and carry out the Contractor's obligation to maintain such a working environment, with specific attention to minority or female individuals working at such sites or in such facilities.

b. Establish and maintain a current list of minority and female recruitment sources, provide written notification to minority and female recruitment sources and to community organizations when the Contractor or its unions have employment opportunities available, and maintain a record of the organizations' responses.

c. Maintain a current file of the names, addresses and telephone numbers of each minority and female off-the-street applicant and minority or female referral from a union, a recruitment source or community organization and of what action was taken with respect to each such individual. If such individual was sent to the union hiring hall for referral and was not referred back to the Contractor by the union or, if referred, not employed by the Contractor, this shall be documented in the file with the reason therefor, along with whatever additional actions the Contractor may have taken.

d. Provide immediate written notification to the Director when the union or unions with which the Contractor has a collective bargaining agreement has not referred to the Contractor a minority person or woman sent by the Contractor, or when the Contractor has other information that the union referral process has impeded the Contractor's efforts to meet its obligations.

e. Develop on-the-job training opportunities and/or participate in training programs for the area which expressly include minorities and women, including upgrading programs and apprenticeship and trainee programs relevant to the Contractor's employment needs, especially those programs funded or approved by

the Department of Labor. The Contractor shall provide notice of these programs to the sources compiled under 7b above.

f. Disseminate the Contractor's EEO policy by providing notice of the policy to unions and training programs and requesting their cooperation in assisting the Contractor in meeting its EEO obligations; by including it in any policy manual and collective bargaining agreement; by publicizing it in the company newspaper, annual report, etc.; by specific review of the policy with all management personnel and with all minority and female employees at least once a year; and by posting the company EEO policy on bulletin boards accessible to all employees at each location where construction work is performed.

g. Review, at least annually, the company's EEO policy and affirmative action obligations under these specifications with all employees having any responsibility for hiring, assignment, layoff, termination or other employment decisions including specific review of these items with onsite supervisory personnel such as Superintendents, General Foremen, etc., prior to the initiation of construction work at any job site. A written record shall be made and maintained identifying the time and place of these meetings, persons attending, subject matter discussed, and disposition of the subject matter.

h. Disseminate the Contractor's EEO policy externally by including it in any advertising in the news media, specifically including minority and female news media, and providing written notification to and discussing the Contractor's EEO policy with other contractors and subcontractors with whom the Contractor does or anticipates doing business.

i. Direct its recruitment efforts, both oral and written, to minority, female and community organizations, to schools with minority and female students and to minority and female recruitment and training organizations serving the Contractor's recruitment area and employment needs. Not later than one month prior to the date for the acceptance of applications for apprenticeship or other training by any recruitment source, the Contractor shall send written notification to organizations such as the above, describing the openings, screening procedures, and tests to be used in the selection process.

j. Encourage present minority and female employees to recruit other minority persons and women and, where reasonable, provide after school, summer and vacation employment to minority and female youth both on the site and in other areas of a Contractor's work force.

k. Validate all tests and other selection requirements where there is an obligation to do so under 41 C.F.R. pt. 60-3.

l. Conduct, at least annually, an inventory and evaluation at least of all minority and female personnel for promotional opportunities and encourage these employees to seek or to prepare for, through appropriate training, etc., such opportunities.

m. Ensure that seniority practices, job classifications, work assignments and other personnel practices, do not have a discriminatory effect by continually monitoring all personnel and employment related activities to ensure that the EEO policy and the Contractor's obligations under these specifications are being carried out.

n. Ensure that all facilities and company activities are nonsegregated except that separate or single-user toilet and necessary changing facilities shall be provided to assure privacy between the sexes.

o. Document and maintain a record of all solicitations of offers for subcontracts from minority and female construction contractors and suppliers, including circulation of solicitations to minority and female contractor associations and other business associations.

p. Conduct a review, at least annually, of all supervisors' adherence to and performance under the Contractor's EEO policies and affirmative action obligations.

(8) Contractors are encouraged to participate in voluntary associations which assist in fulfilling one or more of their affirmative action obligations (7a through p). The efforts of a contractor association, joint contractor-union, contractor-community, or other similar group of which the contractor is a member and participant, may be asserted as fulfilling any one or more of its obligations under 7a through p of these Specifications provided that the contractor actively participates in the group, makes every effort to assure that the group has a positive impact on the employment of minorities and women in the industry, ensures that the concrete benefits of the program are reflected in the Contractor's minority and female workforce participation, makes a good faith effort to meet its individual goals and timetables, and can provide access to documentation which demonstrates the effectiveness of actions taken on behalf of the Contractor. The obligation to comply, however, is the Contractor's and failure of such a group to fulfill an obligation shall not be a defense for the Contractor's noncompliance.

(9) A single goal for minorities and a separate single goal for women have been established. The Contractor, however, is required to provide equal employment opportunity and to take affirmative action for all minority groups, both male and female, and all women, both minority and non-minority. Consequently, the Contractor may be in violation of the Executive Order if a particular group is employed in a substantially disparate manner (for example, even though the Contractor has achieved its goals for women generally, the Contractor may be in violation of the Executive Order if a specific minority group of women is underutilized).

(10) The Contractor shall not use the goals and timetables or affirmative action standards to discriminate against any person because of race, color, religion, sex, sexual orientation, gender identity, or national origin.

(11) The Contractor shall not enter into any Subcontract with any person or firm debarred from Government contracts pursuant to Executive Order 11246.

(12) The Contractor shall carry out such sanctions and penalties for violation of these specifications and of the Equal Opportunity Clause, including suspension, termination and cancellation of existing subcontracts as may be imposed or ordered pursuant to Executive Order 11246, as amended, and its implementing regulations, by the Office of Federal Contract Compliance Programs. Any Contractor who fails to carry out such sanctions and penalties shall be in violation of these specifications and Executive Order 11246, as amended.

(13) The Contractor, in fulfilling its obligations under these specifications, shall implement specific affirmative action steps, at least as extensive as those standards prescribed in paragraph 7 of these specifications, so as to achieve maximum results from its efforts to ensure equal employment opportunity. If the Contractor fails to comply with the requirements of the Executive Order, the implementing regulations, or these specifications, the Director shall proceed in accordance with 41 C.F.R. 60-4.8.

(14) The Contractor shall designate a responsible official to monitor all employment related activity to ensure that the company EEO policy is being carried out, to submit reports relating to the provisions

hereof as may be required by the Government and to keep records. Records shall at least include for each employee the name, address, telephone numbers, construction trade, union affiliation if any, employee identification number when assigned, social security number, race, sex, status (e.g., mechanic, apprentice trainee, helper, or laborer), dates of changes in status, hours worked per week in the indicated trade, rate of pay, and locations at which the work was performed. Records shall be maintained in an easily understandable and retrievable form; however, to the degree that existing records satisfy this requirement, contractors shall not be required to maintain separate records.

(15) Nothing herein provided shall be construed as a limitation upon the application of other laws which establish different standards of compliance or upon the application of requirements for the hiring of local or other area residents (e.g., those under the Public Works Employment Act of 1977 and the Community Development Block Grant Program).

10.0 Prohibition of Segregated Facilities

- (1) The Contractor agrees that it does not and will not maintain or provide for its employees any segregated facilities at any of its establishments, and that it does not and will not permit its employees to perform their services at any location under its control where segregated facilities are maintained. The Contractor agrees that a breach of this clause is a violation of the Equal Employment Opportunity clause in this contract.
- (2) "Segregated facilities," as used in this clause, means any waiting rooms, work areas, rest rooms and wash rooms, restaurants and other eating areas, time clocks, locker rooms and other storage or dressing areas, parking lots, drinking fountains, recreation or entertainment areas, transportation, and housing facilities provided for employees that are segregated by explicit directive or are in fact segregated on the basis of race, color, religion, sex, or national origin because of written or oral policies or employee custom. The term does not include separate or single-user rest rooms or necessary dressing or sleeping areas provided to assure privacy between the sexes.
- (3) The Contractor shall include this clause in every subcontract and purchase order that is subject to the Equal Employment Opportunity clause of this contract.

11.0 Davis-Bacon Act (40 U.S.C. §§ 3141-3144, and §§ 3146-3148, and 29 C.F.R. pt. 5)

(The requirements of the Davis-Bacon Act and this section are not applicable to projects funded by the Land and Water Conservation Fund.)

- (1) Minimum wages.
 - (i) All laborers and mechanics employed or working upon the site of the work (or under the United States Housing Act of 1937 or under the Housing Act of 1949 in the construction or development of the project), will be paid unconditionally and not less often than once a week, and without subsequent deduction or rebate on any account (except such payroll deductions as are permitted by regulations issued by the Secretary of Labor under the Copeland Act (29 C.F.R. pt. 3)), the full amount of wages and bona fide fringe benefits (or cash equivalents thereof) due at time of payment computed at rates not less than those contained in the wage determination of the Secretary of Labor which is attached hereto and made a part hereof, regardless of any contractual relationship which may be alleged to exist between the Contractor and such laborers and mechanics. Contributions made or costs reasonably anticipated for bona fide fringe benefits under section 1(b)(2) of the Davis-Bacon Act on behalf of laborers or mechanics are considered wages paid to such laborers or mechanics, subject to the provisions of paragraph (a)(1)(iv) of this section; also, regular contributions made or costs incurred for more than a weekly period (but not less often than quarterly) under plans, funds, or programs which cover the particular weekly period, are deemed to be constructively made or incurred during such weekly period. Such laborers and mechanics shall be paid the appropriate wage rate and fringe benefits on the wage determination for the classification of work actually performed, without regard to skill, except as provided in § 5.5(a)(4). Laborers or mechanics performing work in more than one classification may be compensated at the rate specified for each classification for the time actually worked therein: *Provided*, That the employer's payroll records

accurately set forth the time spent in each classification in which work is performed. The wage determination (including any additional classification and wage rates conformed under paragraph (a)(1)(ii) of this section) and the Davis–Bacon poster (WH–1321) shall be posted at all times by the Contractor and its subcontractors at the site of the work in a prominent and accessible place where it can be easily seen by the workers.

- (ii)(A) The contracting officer shall require that any class of laborers or mechanics, including helpers, which is not listed in the wage determination and which is to be employed under the contract shall be classified in conformance with the wage determination. The contracting officer shall approve an additional classification and wage rate and fringe benefits therefore only when the following criteria have been met:
 - (1) The work to be performed by the classification requested is not performed by a classification in the wage determination; and
 - (2) The classification is utilized in the area by the construction industry; and
 - (3) The proposed wage rate, including any bona fide fringe benefits, bears a reasonable relationship to the wage rates contained in the wage determination.
- (B) If the Contractor and the laborers and mechanics to be employed in the classification (if known), or their representatives, and the contracting officer agree on the classification and wage rate (including the amount designated for fringe benefits where appropriate), a report of the action taken shall be sent by the contracting officer to the Administrator of the Wage and Hour Division, U.S. Department of Labor, Washington, DC 20210. The Administrator, or an authorized representative, will approve, modify, or disapprove every additional classification action within 30 days of receipt and so advise the contracting officer or will notify the contracting officer within the 30–day period that additional time is necessary.
- (C) In the event the Contractor, the laborers or mechanics to be employed in the classification or their representatives, and the contracting officer do not agree on the proposed classification and wage rate (including the amount designated for fringe benefits, where appropriate), the contracting officer shall refer the questions, including the views of all interested parties and the recommendation of the contracting officer, to the Administrator for determination. The Administrator, or an authorized representative, will issue a determination within 30 days of receipt and so advise the contracting officer or will notify the contracting officer within the 30–day period that additional time is necessary.
- (D) The wage rate (including fringe benefits where appropriate) determined pursuant to paragraphs (a)(1)(ii)(B) or (C) of this section, shall be paid to all workers performing work in the classification under this contract from the first day on which work is performed in the classification.
- (iii) Whenever the minimum wage rate prescribed in the contract for a class of laborers or mechanics includes a fringe benefit which is not expressed as an hourly rate, the Contractor shall either pay the benefit as stated in the wage determination or shall pay another bona fide fringe benefit or an hourly cash equivalent thereof.
- (iv) If the Contractor does not make payments to a trustee or other third person, the Contractor may consider as part of the wages of any laborer or mechanic the amount of any costs reasonably anticipated in providing bona fide fringe benefits under a plan or program, *Provided*, That the Secretary of Labor has found, upon the written request of the Contractor, that the applicable standards of the Davis–Bacon Act have been met. The Secretary of Labor may require the Contractor to set aside in a separate account assets for the meeting of obligations under the plan or program.

(2) Withholding. The (write in name of Federal Agency or the loan or grant recipient) shall upon its own action or upon written request of an authorized representative of the Department of Labor withhold or cause to be withheld from the Contractor under this contract or any other Federal contract with the same prime Contractor, or any other federally-assisted contract subject to Davis–Bacon prevailing wage requirements, which is held by the same prime Contractor, so much of the accrued payments or advances as may be considered necessary to pay laborers and mechanics, including apprentices, trainees, and helpers, employed by the Contractor or any subcontractor the full amount of wages required by the contract. In the event of failure to pay any laborer or mechanic, including any apprentice, trainee, or helper, employed or working on the site of the work (or under the United States Housing Act of 1937 or under the Housing Act of 1949 in the construction or development of the project), all or part of the wages required by the contract, the (Agency) may, after written notice to the Contractor, sponsor, applicant, or owner, take such action as may be necessary to cause the suspension of any further payment, advance, or guarantee of funds until such violations have ceased.

(3) Payrolls and basic records.

(i) Payrolls and basic records relating thereto shall be maintained by the Contractor during the course of the work and preserved for a period of three years thereafter for all laborers and mechanics working at the site of the work (or under the United States Housing Act of 1937, or under the Housing Act of 1949, in the construction or development of the project). Such records shall contain the name, address, and social security number of each such worker, his or her correct classification, hourly rates of wages paid (including rates of contributions or costs anticipated for bona fide fringe benefits or cash equivalents thereof of the types described in section 1(b)(2)(B) of the Davis–Bacon Act), daily and weekly number of hours worked, deductions made and actual wages paid. Whenever the Secretary of Labor has found under 29 C.F.R. 5.5(a)(1)(iv) that the wages of any laborer or mechanic include the amount of any costs reasonably anticipated in providing benefits under a plan or program described in section 1(b)(2)(B) of the Davis–Bacon Act, the Contractor shall maintain records which show that the commitment to provide such benefits is enforceable, that the plan or program is financially responsible, and that the plan or program has been communicated in writing to the laborers or mechanics affected, and records which show the costs anticipated or the actual cost incurred in providing such benefits. Contractors employing apprentices or trainees under approved programs shall maintain written evidence of the registration of apprenticeship programs and certification of trainee programs, the registration of the apprentices and trainees, and the ratios and wage rates prescribed in the applicable programs.

(ii)(A) The Contractor shall submit weekly for each week in which any contract work is performed a copy of all payrolls to the (write in name of appropriate federal agency) if the agency is a party to the contract, but if the agency is not such a party, the Contractor will submit the payrolls to the applicant, sponsor, or owner, as the case may be, for transmission to the (write in name of agency). The payrolls submitted shall set out accurately and completely all of the information required to be maintained under 29 C.F.R. 5.5(a)(3)(i), except that full social security numbers and home addresses shall not be included on weekly transmittals. Instead the payrolls shall only need to include an individually identifying number for each employee (e.g., the last four digits of the employee's social security number). The required weekly payroll information may be submitted in any form desired. Optional Form WH–347 is available for this purpose from the Wage and Hour Division Web site at <http://www.dol.gov/esa/whd/forms/wh347instr.htm> or its successor site. The prime Contractor is responsible for the submission of copies of payrolls by all subcontractors. Contractors and subcontractors shall maintain the full social security number and current address of each covered worker, and shall provide them upon request to the (write in name of appropriate federal agency) if the agency is a party to the contract, but if the agency is not such a party, the Contractor will submit them to the applicant, sponsor, or owner, as the case may be, for transmission to the (write in name of agency), the Contractor, or the Wage and Hour Division of the Department of Labor for purposes of an investigation or audit of compliance with prevailing wage requirements. It is not a violation of this

section for a prime Contractor to require a subcontractor to provide addresses and social security numbers to the prime Contractor for its own records, without weekly submission to the sponsoring government agency (or the applicant, sponsor, or owner).

(B) Each payroll submitted shall be accompanied by a “Statement of Compliance,” signed by the Contractor or subcontractor or his or her agent who pays or supervises the payment of the persons employed under the contract and shall certify the following:

(1) That the payroll for the payroll period contains the information required to be provided under § 5.5 (a)(3)(ii) of Regulations, 29 C.F.R. pt. 5, the appropriate information is being maintained under § 5.5 (a)(3)(i) of Regulations, 29 C.F.R. pt. 5, and that such information is correct and complete;

(2) That each laborer or mechanic (including each helper, apprentice, and trainee) employed on the contract during the payroll period has been paid the full weekly wages earned, without rebate, either directly or indirectly, and that no deductions have been made either directly or indirectly from the full wages earned, other than permissible deductions as set forth in Regulations, 29 C.F.R. pt. 3;

(3) That each laborer or mechanic has been paid not less than the applicable wage rates and fringe benefits or cash equivalents for the classification of work performed, as specified in the applicable wage determination incorporated into the contract.

(C) The weekly submission of a properly executed certification set forth on the reverse side of Optional Form WH-347 shall satisfy the requirement for submission of the “Statement of Compliance” required by paragraph (a)(3)(ii)(B) of this section.

(D) The falsification of any of the above certifications may subject the Contractor or subcontractor to civil or criminal prosecution under section 1001 of title 18 and section 231 of title 31 of the United States Code.

(iii) The Contractor or subcontractor shall make the records required under paragraph (a)(3)(i) of this section available for inspection, copying, or transcription by authorized representatives of the (write the name of the agency) or the Department of Labor, and shall permit such representatives to interview employees during working hours on the job. If the Contractor or subcontractor fails to submit the required records or to make them available, the Federal Agency may, after written notice to the Contractor, sponsor, applicant, or owner, take such action as may be necessary to cause the suspension of any further payment, advance, or guarantee of funds. Furthermore, failure to submit the required records upon request or to make such records available may be grounds for debarment action pursuant to 29 C.F.R. 5.12.

(4) Apprentices and trainees—

(i) Apprentices. Apprentices will be permitted to work at less than the predetermined rate for the work they performed when they are employed pursuant to and individually registered in a bona fide apprenticeship program registered with the U.S. Department of Labor, Employment and Training Administration, Office of Apprenticeship Training, Employer and Labor Services, or with a State Apprenticeship Agency recognized by the Office, or if a person is employed in his or her first 90 days of probationary employment as an apprentice in such an apprenticeship program, who is not individually registered in the program, but who has been certified by the Office of Apprenticeship Training, Employer and Labor Services or a State Apprenticeship Agency (where appropriate) to be eligible for probationary employment as an apprentice. The allowable ratio of apprentices to journeymen on the job site in any craft classification shall not be greater than the ratio permitted to the Contractor as to the entire work force under the registered program. Any worker listed on a payroll at an apprentice wage rate, who is not registered or otherwise employed as stated above, shall be paid not less than the applicable wage rate on the wage

determination for the classification of work actually performed. In addition, any apprentice performing work on the job site in excess of the ratio permitted under the registered program shall be paid not less than the applicable wage rate on the wage determination for the work actually performed. Where a Contractor is performing construction on a project in a locality other than that in which its program is registered, the ratios and wage rates (expressed in percentages of the journeyman's hourly rate) specified in the Contractor's or subcontractor's registered program shall be observed. Every apprentice must be paid at not less than the rate specified in the registered program for the apprentice's level of progress, expressed as a percentage of the journeymen hourly rate specified in the applicable wage determination. Apprentices shall be paid fringe benefits in accordance with the provisions of the apprenticeship program. If the apprenticeship program does not specify fringe benefits, apprentices must be paid the full amount of fringe benefits listed on the wage determination for the applicable classification. If the Administrator determines that a different practice prevails for the applicable apprentice classification, fringes shall be paid in accordance with that determination. In the event the Office of Apprenticeship Training, Employer and Labor Services, or a State Apprenticeship Agency recognized by the Office, withdraws approval of an apprenticeship program, the Contractor will no longer be permitted to utilize apprentices at less than the applicable predetermined rate for the work performed until an acceptable program is approved.

- (ii) Trainees. Except as provided in 29 C.F.R. 5.16, trainees will not be permitted to work at less than the predetermined rate for the work performed unless they are employed pursuant to and individually registered in a program which has received prior approval, evidenced by formal certification by the U.S. Department of Labor, Employment and Training Administration. The ratio of trainees to journeymen on the job site shall not be greater than permitted under the plan approved by the Employment and Training Administration. Every trainee must be paid at not less than the rate specified in the approved program for the trainee's level of progress, expressed as a percentage of the journeyman hourly rate specified in the applicable wage determination. Trainees shall be paid fringe benefits in accordance with the provisions of the trainee program. If the trainee program does not mention fringe benefits, trainees shall be paid the full amount of fringe benefits listed on the wage determination unless the Administrator of the Wage and Hour Division determines that there is an apprenticeship program associated with the corresponding journeyman wage rate on the wage determination which provides for less than full fringe benefits for apprentices. Any employee listed on the payroll at a trainee rate who is not registered and participating in a training plan approved by the Employment and Training Administration shall be paid not less than the applicable wage rate on the wage determination for the classification of work actually performed. In addition, any trainee performing work on the job site in excess of the ratio permitted under the registered program shall be paid not less than the applicable wage rate on the wage determination for the work actually performed. In the event the Employment and Training Administration withdraws approval of a training program, the Contractor will no longer be permitted to utilize trainees at less than the applicable predetermined rate for the work performed until an acceptable program is approved.
- (iii) Equal employment opportunity. The utilization of apprentices, trainees and journeymen under this part shall be in conformity with the equal employment opportunity requirements of Executive Order 11246, as amended, and 29 C.F.R. pt. 30.
- (5) Compliance with Copeland Act requirements. The Contractor shall comply with the requirements of 29 C.F.R. pt. 3, which are incorporated by reference in this contract.
- (6) Subcontracts. The Contractor or subcontractor shall insert in any subcontracts the clauses contained in 29 C.F.R. 5.5(a)(1) through (10) and such other clauses as the (write in the name of the Federal Agency) may by appropriate instructions require, and also a clause requiring the subcontractors to include these clauses in any lower tier subcontracts. The prime Contractor shall be responsible for the compliance by any subcontractor or lower tier subcontractor with all the contract clauses in 29 C.F.R. 5.5.

- (7) Contract termination: debarment. A breach of the contract clauses in 29 C.F.R. 5.5 may be grounds for termination of the contract, and for debarment as a Contractor and a subcontractor as provided in 29 C.F.R. 5.12.
- (8) Compliance with Davis–Bacon and Related Act requirements. All rulings and interpretations of the Davis–Bacon and Related Acts contained in 29 C.F.R. pts. 1, 3, and 5 are herein incorporated by reference in this contract.
- (9) Disputes concerning labor standards. Disputes arising out of the labor standards provisions of this contract shall not be subject to the general disputes clause of this contract. Such disputes shall be resolved in accordance with the procedures of the Department of Labor set forth in 29 C.F.R. pts. 5, 6, and 7. Disputes within the meaning of this clause include disputes between the Contractor (or any of its subcontractors) and the contracting agency, the U.S. Department of Labor, or the employees or their representatives.
- (10) Certification of eligibility.
 - (i) By entering into this contract, the Contractor certifies that neither it (nor he or she) nor any person or firm who has an interest in the Contractor's firm is a person or firm ineligible to be awarded Government contracts by virtue of section 3(a) of the Davis–Bacon Act or 29 C.F.R. 5.12(a)(1).
 - (ii) No part of this contract shall be subcontracted to any person or firm ineligible for award of a Government contract by virtue of section 3(a) of the Davis–Bacon Act or 29 C.F.R. 5.12(a)(1).
 - (iii) The penalty for making false statements is prescribed in the U.S. Criminal Code, 18 U.S.C. § 1001.

11.0 Copeland “Anti-Kickback” Act

- (1) The Contractor shall comply with 18 U.S.C. § 874, 40 U.S.C. § 3145, and the requirements of 29 C.F.R. pt. 3 as may be applicable, which are incorporated by reference into this contract. The Contractor and subcontractors are prohibited from inducing, by any means, any person employed on the project to give up any part of the compensation to which the employee is entitled.
- (2) The Contractor or subcontractor shall insert in any subcontracts the clause above, and also a clause requiring the subcontractors to include these clauses in any lower tier subcontracts. The prime Contractor shall be responsible for the compliance by any subcontractor or lower tier subcontractor with all of these contract clauses.
- (3) A breach of the contract clauses above may be grounds for termination of the contract, and for debarment as a Contractor and subcontractor as provided in 29 C.F.R. 5.12.

12.0 Contract Work Hours and Safety Standards Act (40 U.S.C. 3701 to 3708, 29 C.F.R. 5.5)

- (1) Overtime requirements. No Contractor or subcontractor contracting for any part of the contract work which may require or involve the employment of laborers or mechanics shall require or permit any such laborer or mechanic in any workweek in which he or she is employed on such work to work in excess of forty hours in such workweek unless such laborer or mechanic receives compensation at a rate not less than one and one-half times the basic rate of pay for all hours worked in excess of forty hours in such workweek.

- (2) Violation; liability for unpaid wages; liquidated damages. In the event of any violation of the clause set forth in paragraph (1) of this section the Contractor and any subcontractor responsible therefor shall be liable for the unpaid wages. In addition, such Contractor and subcontractor shall be liable to the United States (in the case of work done under contract for the District of Columbia or a territory, to such District or to such territory), for liquidated damages. Such liquidated damages shall be computed with respect to each individual laborer or mechanic, including watchmen and guards, employed in violation of the clause set forth in paragraph (1) of this section, in the sum of \$27 for each calendar day on which such individual was required or permitted to work in excess of the standard workweek of forty hours without payment of the overtime wages required by the clause set forth in paragraph (b)(1) of this section.
- (3) Withholding for unpaid wages and liquidated damages. The Owner shall upon its own action or upon written request of an authorized representative of the Department of Labor withhold or cause to be withheld, from any moneys payable on account of work performed by the Contractor or subcontractor under any such contract or any other Federal contract with the same prime Contractor, or any other federally-assisted contract subject to the Contract Work Hours and Safety Standards Act, which is held by the same prime Contractor, such sums as may be determined to be necessary to satisfy any liabilities of such Contractor or subcontractor for unpaid wages and liquidated damages as provided in the clause set forth in paragraph (2) of this section.
- (4) Subcontracts. The Contractor or subcontractor shall insert in any subcontracts the clauses set forth in paragraph (1) through (4) of this section and also a clause requiring the subcontractors to include these clauses in any lower tier subcontracts. The prime Contractor shall be responsible for compliance by any subcontractor or lower tier subcontractor with the clauses set forth in paragraphs (1) through (4) of this section.

13.0 Suspension and Debarment (Executive Orders 12549 and 12689, 2 C.F.R. pt. 180)

- (1) A contract award (see 2 C.F.R. 180.220) must not be made to parties listed on the government-wide exclusions in the System for Award Management (SAM), in accordance with the OMB guidelines at 2 C.F.R. 180 that implement Executive Orders 12549 (3 C.F.R. pt. 1986 Comp., p. 189) and 12689 (3 C.F.R. pt. 1989 Comp., p. 235), “Debarment and Suspension.” SAM Exclusions contains the names of parties debarred, suspended, or otherwise excluded by agencies, as well as parties declared ineligible under statutory or regulatory authority other than Executive Order 12549.
- (2) The contractor is required to verify that none of the contractor’s principals (defined at 2 C.F.R. 180.995) or its affiliates (defined at 2 C.F.R. 180.905) are excluded (defined at 2 C.F.R. 180.940) or disqualified (defined at 2 C.F.R. 180.935).
- (3) The contractor must comply with 2 C.F.R. pt. 180, subpart C and the regulations of the granting Federal Agency regarding suspension and debarment, and must include a requirement to comply with these regulations in any lower tier covered transaction it enters into.
- (4) This certification is a material representation of fact relied upon by the Owner. If it is later determined that the Contractor did not comply with 2 C.F.R. pt. 180, subpart C in addition to remedies available to the Owner, the Federal Government may pursue available remedies, including but not limited to suspension and/or debarment.

- (5) By submitting a bid, the bidder or proposer agrees to comply with the requirements of 2 C.F.R. pt. 180, subpart C while this offer is valid and throughout the period of any contract that may arise from this offer. The bidder or proposer further agrees to include a provision requiring such compliance in its lower tier covered transactions.

14.0 Byrd Anti-Lobbying Amendment (31 U.S.C. § 1352)

- (1) Contractors that apply or bid for an award exceeding \$100,000 agree to file the required certification (set forth below), in compliance with 31 U.S.C. § 1352 (as amended).
- (2) Each tier certifies to the tier above that it will not and has not used Federal appropriated funds to pay any person or organization for influencing or attempting to influence an officer or employee of any agency, a Member of Congress, officer or employee of Congress, or an employee of a Member of Congress in connection with obtaining any Federal contract, grant, or any other award covered by 31 U.S.C. § 1352.
- (3) Each tier shall also disclose any lobbying with non-Federal funds that takes place in connection with obtaining any Federal award. Such disclosures are forwarded from tier to tier up to the recipient who in turn will forward the certification(s) to the awarding agency.

CERTIFICATION REGARDING LOBBYING

The Bidder or Offeror certifies by signing and submitting this bid or proposal, to the best of his or her knowledge and belief, that:

- (1) No Federal appropriated funds have been paid or will be paid, by or on behalf of the undersigned, to any person for influencing or attempting to influence an officer or employee of an agency, a Member of Congress, an officer or employee of Congress, or an employee of a Member of Congress in connection with the awarding of any Federal contract, the making of any Federal grant, the making of any Federal loan, the entering into of any cooperative agreement, and the extension, continuation, renewal, amendment, or modification of any Federal contract, grant, loan, or cooperative agreement.
- (2) If any funds other than Federal appropriated funds have been paid or will be paid to any person for influencing or attempting to influence an officer or employee of any agency, a Member of Congress, an officer or employee of Congress, or an employee of a Member of Congress in connection with this Federal contract, grant, loan, or cooperative agreement, the undersigned shall complete and submit Standard Form–LLL, “Disclosure Form to Report Lobbying,” in accordance with its instructions.
- (3) The undersigned shall require that the language of this certification be included in the award documents for all subawards at all tiers (including subcontracts, subgrants, and contracts under grants, loans, and cooperative agreements) and that all subrecipients shall certify and disclose accordingly.

This certification is a material representation of fact upon which reliance was placed when this transaction was made or entered into. Submission of this certification is a prerequisite for making or entering into this transaction imposed by section 1352, title 31, U.S. Code. Any person who fails to file the required certification shall be subject to a civil penalty of not less than \$10,000 and not more than \$100,000 for each such failure.

15.0 Procurement of Recovered Materials

The Contractor shall comply with section 6002 of the Solid Waste Disposal Act, as amended by the Resource Conservation and Recovery Act (42 U.S.C. § 6962). The requirements of Section 6002 include procuring only items designated in guidelines of the Environmental Protection Agency (EPA) at 40 CFR part 247 that contain the highest percentage of recovered materials practicable, consistent with maintaining a satisfactory level of competition, where the purchase price of the item exceeds \$10,000 or the value of the quantity acquired during the preceding fiscal year exceeded \$10,000; procuring solid waste management services in a manner that maximizes energy and resource recovery; and establishing an

affirmative procurement program for procurement of recovered materials identified in the EPA guidelines.

Information about this requirement, along with the list of EPA designated items, is available at EPA's Comprehensive Procurement Guidelines web site, <https://www.epa.gov/smm/comprehensive-procurement-guideline-cpg-program>.

16.0 Fair Labor Standards Act

All contracts and subcontracts that result from this solicitation incorporate by reference the provisions of 29 C.F.R. pt. 201, the Federal Fair Labor Standards Act (FLSA), with the same force and effect as if given in full text. The FLSA sets minimum wage, overtime pay, recordkeeping, and child labor standards for full and part-time workers. The Contractor has full responsibility to monitor compliance to the referenced statute or regulation. The Contractor must address any claims or disputes that arise from this requirement directly with the U.S. Department of Labor – Wage and Hour Division.

17.0 Access to Records and Reports

The Contractor must maintain an acceptable cost accounting system. The Contractor agrees to provide the Owner, the Federal Agency and the Comptroller General of the United States or any of their duly authorized representatives access to any books, documents, papers and records of the Contractor which are directly pertinent to the specific contract for the purpose of making audit, examination, excerpts and transcriptions. The Contractor agrees to maintain all books, records and reports required under this contract for a period of not less than three years after final payment is made and all pending matters are closed.

18.0 Occupational Health and Safety Act

All contracts and subcontracts that result from this solicitation incorporate by reference the requirements of 29 C.F.R. pt. 1910 with the same force and effect as if given in full text. The employer must provide a work environment that is free from recognized hazards that may cause death or serious physical harm to the employee. The employer retains full responsibility to monitor its compliance and their subcontractor's compliance with the applicable requirements of the Occupational Safety and Health Act of 1970 (20 C.F.R. pt. 1910). The employer must address any claims or disputes that pertain to a referenced requirement directly with the U.S. Department of Labor – Occupational Safety and Health Administration.

19.0 Rights to Inventions

Contracts or agreements that include the performance of experimental, developmental, or research work must provide for the rights of the Federal Government and the Owner in any resulting invention as established by 37 C.F.R. pt. 401, Rights to Inventions Made by Non-profit Organizations and Small Business Firms under Government Grants, Contracts, and Cooperative Agreements. This contract incorporates by reference the patent and inventions rights as specified within 37 C.F.R. 401.14. Contractor must include this requirement in all sub-tier contracts involving experimental, developmental, or research work.

20.0 Energy Conservation

The Contractor agrees to comply with mandatory standards and policies relating to energy efficiency which are contained in the state energy conservation plan issued in compliance with the Energy Policy and Conservation Act (42 U.S.C. § 6201 et seq.).

21.0 Clean Air Act and Federal Water Pollution Control Act

- (1) If the amount of the Contract exceeds \$150,000, the Contractor agrees to comply with all applicable standards, orders or regulations issued pursuant to the Clean Air Act, as amended, 42 U.S.C. § 7401 et seq. and the Federal Water Pollution Control Act, as amended, 33 U.S.C. § 1251 et seq.
- (2) The Contractor agrees to report each violation to the Owner, and understands and agrees that the Owner will, in turn, report each violation as required to assure notification to the Federal Agency and the appropriate Environmental Protection Agency Regional Office.
- (3) The Contractor agrees to include these requirements in each subcontract exceeding \$150,000 financed in whole or in part with Federal assistance.

22.0 Contractor Employee Whistleblower Rights and Requirement to Inform Employees of Whistleblower Rights

- (1) This contract and employees working on this contract will be subject to the whistleblower rights and remedies in the pilot program on contractor employee whistleblower protections established at 41 U.S.C. § 4712 by section 828 of the National Defense Authorization Act for Fiscal Year 2013 (Pub. L. 112-239) and FAR 3.908.
- (2) The Contractor shall inform its employees in writing, in the predominant language of the workforce, of employee whistleblower rights and protections under 41 U.S.C. § 4712, as described in section 3.908 of the Federal Acquisition Regulation.
- (3) The Contractor shall insert the substance of this clause, including this paragraph (c), in all subcontracts over the simplified acquisition threshold.

23.0 Veteran's Preference

In the employment of labor (excluding executive, administrative, and supervisory positions), the Contractor and all sub-tier contractors must give preference to covered veterans as defined within Title 49 United States Code Section 47112. Covered veterans include Vietnam-era veterans, Persian Gulf veterans, Afghanistan-Iraq war veterans, disabled veterans, and small business concerns (as defined by 15 U.S.C. § 632) owned and controlled by disabled veterans. This preference only applies when there are covered veterans readily available and qualified to perform the work to which the employment relates.

24.0 Drug Free Workplace Act

The Contractor shall provide a drug free workplace in accordance with the Drug Free Workplace Act of 1988, 41 U.S.C. Chapter 81, and all applicable regulations. The Contractor shall report any conviction of the Contractor's personnel under a criminal drug statute for violations occurring on the Contractor's premises or off the Contractor's premises while conducting official business. A report of a conviction shall be made to the state agency within five (5) working days after the conviction.

25.0 Access Requirements for Persons with Disabilities

Contractor shall comply with 49 U.S.C. § 5301(d), stating Federal policy that the elderly and persons with disabilities have the same rights as other persons to use mass transportation services and facilities and that special efforts shall be made in planning and designing those services and facilities to implement that policy. Contractor shall also comply with all applicable requirements of Sec. 504 of the Rehabilitation Act (1973), as amended, 29 U.S.C. § 794, which prohibits discrimination on the basis of handicaps, and the Americans with Disabilities Act of 1990 (ADA), as amended, 42 U.S.C. § 12101 et seq., which requires that accessible facilities and services be made available to persons with disabilities, including any subsequent amendments thereto.

26.0 Seismic Safety

The Contractor agrees to ensure that all work performed under this contract, including work performed by subcontractors, conforms to a building code standard that provides a level of seismic safety substantially equivalent to standards established by the National Earthquake Hazards Reduction Guidelines for Contract Provisions for Obligated Sponsors and Airport Improvement Program Projects Issued on June 19, 2018 Page 61 Program (NEHRP). Local building codes that model their code after the current version of the International Building Code (IBC) meet the NEHRP equivalency level for seismic safety.

27.0 Required Use of American Iron, Steel, Manufactured Products, and Construction Materials – Build America, Buy America (Pub. L. No. 117-58, §§ 70901-52)

The Owner is the recipient of an award of Federal financial assistance from a program for infrastructure for this project. Pursuant to the Build America, Buy America Act of the Infrastructure Investment and Jobs Act (“IIJA”), Pub. L. No. 117-58, none of the funds provided under the Federal award may be used unless the requirements of the domestic content procurement preference outlined below are met. Therefore, the Contractor shall ensure the following:

- (1) all iron and steel used in the project are produced in the United States--this means all manufacturing processes, from the initial melting stage through the application of coatings, occurred in the United States;
- (2) all manufactured products used in the project are produced in the United States—this means the manufactured product was manufactured in the United States; and the cost of the components of the manufactured product that are mined, produced, or manufactured in the United States is greater than 55 percent of the total cost of all components of the manufactured product, unless another standard for determining the minimum amount of domestic content of the manufactured product has been established under applicable law or regulation; and
- (3) all construction materials are manufactured in the United States—this means that all manufacturing processes for the construction material occurred in the United States.

The Buy America preference only applies to articles, materials, and supplies that are consumed in, incorporated into, or affixed to an infrastructure project. As such, it does not apply to tools, equipment, and supplies, such as temporary scaffolding, brought to the construction site and removed at or before the completion of the infrastructure project. Nor does a Buy America preference apply to equipment and furnishings, such as movable chairs, desks, and portable computer equipment, that are used at or within the finished infrastructure project, but are not an integral part of the structure or permanently affixed to the infrastructure project.

Waivers

When necessary, recipients of Federal financial assistance may apply for, and the awarding agency may grant, a waiver from the domestic content procurement preference.

When the Federal agency has made a determination that one of the following exceptions applies, the awarding official may waive the application of the domestic content procurement preference in any case in which the agency determines that:

- (1) applying the domestic content procurement preference would be inconsistent with the public interest;
- (2) the types of iron, steel, manufactured products, or construction materials are not produced in the United States in sufficient and reasonably available quantities or of a satisfactory quality; or
- (3) the inclusion of iron, steel, manufactured products, or construction materials produced in the United States will increase the cost of the overall project by more than 25 percent. A request to waive the application of the domestic content procurement preference must be in writing. The agency will provide instructions on the format, contents, and supporting materials required for any waiver request. Waiver requests are subject to public comment periods of no less than 15 days and must be reviewed by the Made in America Office.

There may be instances where an award qualifies, in whole or in part, for an existing waiver described on the awarding agency web site.

If the Contractor determines that an application for a waiver is necessary or an existing waiver is applicable to this project, the Contractor shall timely notify the Owner. The Owner will make a determination if a waiver is applicable or if a waiver application is necessary. The Contractor shall not submit any waiver application or information directly to the Federal agency without prior approval by the Owner.

Definitions

“Construction materials” includes an article, material, or supply—other than an item of primarily iron or steel; a manufactured product; cement and cementitious materials; aggregates such as stone, sand, or gravel; or aggregate binding agents or additives—that is or consists primarily of: • non-ferrous metals; • plastic and polymer-based products (including polyvinylchloride, composite building materials, and polymers used in fiber optic cables); • glass (including optic glass); • lumber; or • drywall.

“Domestic content procurement preference” means all iron and steel used in the project are produced in the United States; the manufactured products used in the project are produced in the United States; or the construction materials used in the project are produced in the United States.

“Infrastructure” includes, at a minimum, the structures, facilities, and equipment for, in the United States, roads, highways, and bridges; public transportation; dams, ports, harbors, and other maritime facilities; intercity passenger and freight railroads; freight and intermodal facilities; airports; water systems, including drinking water and wastewater systems; electrical transmission facilities and systems; utilities; broadband infrastructure; and buildings and real property. Infrastructure includes facilities that generate, transport, and distribute energy.

“Project” means the construction, alteration, maintenance, or repair of infrastructure in the United States.

28.0 Prohibition on Certain Telecommunication and Video Surveillances Services or Equipment (Pub. L. 115-232, Section 889)

Section 889(b) of the John S. McCain National Defense Authorization Act for Fiscal Year 2019, Pub. L. No. 115-232, and 2 C.F.R. § 200.216 prohibit the head of a Federal executive agency and recipients or subrecipients of funds from such agencies from obligating or expending grant, cooperative agreement, loan, or loan guarantee funds on certain telecommunications products or from certain entities for national security reasons. Pursuant to such provisions, the Contractor understands and agrees that the Contractor and its subcontractors shall not obligate or expend loan or grant funds from the Federal Agency under this Contract to:

(1) Procure or obtain;

(2) Extend or renew a contract to procure or obtain; or

(3) Enter into a contract (or extend or renew a contract) to procure or obtain equipment, services, or systems that uses covered telecommunications equipment or services as a substantial or essential component of any system, or as critical technology as part of any system. As described in [Public Law 115–232](#), section 889, covered telecommunications equipment is telecommunications equipment produced by Huawei Technologies Company or ZTE Corporation (or any subsidiary or affiliate of such entities).

(i) For the purpose of public safety, security of government facilities, physical security surveillance of critical infrastructure, and other national security purposes, video surveillance and telecommunications equipment produced by Hytera Communications Corporation, Hangzhou Hikvision Digital Technology Company, or Dahua Technology Company (or any subsidiary or affiliate of such entities).


(ii) Telecommunications or video surveillance services provided by such entities or using such equipment.

(iii) Telecommunications or video surveillance equipment or services produced or provided by an entity that the Secretary of Defense, in consultation with the Director of the National Intelligence or the Director of the Federal Bureau of Investigation, reasonably believes to be an entity owned or controlled by, or otherwise connected to, the government of a covered foreign country.

Missouri

Division of Labor Standards

WAGE AND HOUR SECTION



MICHAEL L. PARSON, Governor

Annual Wage Order No. 29

Section 054
LAFAYETTE COUNTY

In accordance with Section 290.262 RSMo 2000, within thirty (30) days after a certified copy of this Annual Wage Order has been filed with the Secretary of State as indicated below, any person who may be affected by this Annual Wage Order may object by filing an objection in triplicate with the Labor and Industrial Relations Commission, P.O. Box 599, Jefferson City, MO 65102-0599. Such objections must set forth in writing the specific grounds of objection. Each objection shall certify that a copy has been furnished to the Division of Labor Standards, P.O. Box 449, Jefferson City, MO 65102-0449 pursuant to 8 CSR 20-5.010(1). A certified copy of the Annual Wage Order has been filed with the Secretary of State of Missouri.

Original Signed by

Todd Smith, Director
Division of Labor Standards

Filed With Secretary of State: March 10, 2022

Last Date Objections May Be Filed: April 11, 2022

Prepared by Missouri Department of Labor and Industrial Relations

OCCUPATIONAL TITLE	**Prevailing Hourly Rate
Asbestos Worker	\$22.06*
Boilermaker	\$22.06*
Bricklayer	\$59.25
Carpenter	\$22.06*
Lather	
Linoleum Layer	
Millwright	
Pile Driver	
Cement Mason	\$22.06*
Plasterer	
Communications Technician	\$22.06*
Electrician (Inside Wireman)	\$66.43
Electrician Outside Lineman	\$22.06*
Lineman Operator	
Lineman - Tree Trimmer	
Groundman	
Groundman - Tree Trimmer	
Elevator Constructor	\$22.06*
Glazier	\$22.06*
Ironworker	\$66.70
Laborer	\$22.06*
General Laborer	
First Semi-Skilled	
Second Semi-Skilled	
Mason	\$22.06*
Marble Mason	
Marble Finisher	
Terrazzo Worker	
Terrazzo Finisher	
Tile Setter	
Tile Finisher	
Operating Engineer	\$22.06*
Group I	
Group II	
Group III	
Group III-A	
Group IV	
Group V	
Painter	\$22.06*
Plumber	\$74.16
Pipe Fitter	
Roofer	\$22.06*
Sheet Metal Worker	\$22.06*
Sprinkler Fitter	\$22.06*
Truck Driver	\$22.06*
Truck Control Service Driver	
Group I	
Group II	
Group III	
Group IV	

*The Division of Labor Standards received fewer than 1,000 reportable hours for this occupational title. The public works contracting minimum wage is established for this occupational title using data provided by Missouri Economic Research and Information Center.

**The Prevailing Hourly Rate includes any applicable fringe benefit amounts for each occupational title as defined in Section 290.210 RSMo.

OCCUPATIONAL TITLE	**Prevailing Hourly Rate
Carpenter	\$22.06*
Millwright	
Pile Driver	
Electrician (Outside Lineman)	\$22.06*
Lineman Operator	
Lineman - Tree Trimmer	
Groundman	
Groundman - Tree Trimmer	
Laborer	\$43.35
General Laborer	
Skilled Laborer	
Operating Engineer	\$53.15
Group I	
Group II	
Group III	
Group IV	
Truck Driver	\$22.06*
Truck Control Service Driver	
Group I	
Group II	
Group III	
Group IV	

Use Heavy Construction Rates on Highway and Heavy construction in accordance with the classifications of construction work established in 8 CSR 30-3.040(3).

Use Building Construction Rates on Building construction in accordance with the classifications of construction work established in 8 CSR 30-3.040(2).

If a worker is performing work on a heavy construction project within an occupational title that is not listed on the Heavy Construction Rate Sheet, use the rate for that occupational title as shown on the Building Construction Rate Sheet.

*The Division of Labor Standards received fewer than 1,000 reportable hours for this occupational title. The public works contracting minimum wage is established for this occupational title using data provided by Missouri Economic Research and Information Center.

**The Prevailing Hourly Rate includes any applicable fringe benefit amounts for each occupational title as defined in Section 290.210 RSMo.

OVERTIME and HOLIDAYS

OVERTIME

For all work performed on a Sunday or a holiday, not less than twice (2x) the prevailing hourly rate of wages for work of a similar character in the locality in which the work is performed or the public works contracting minimum wage, whichever is applicable, shall be paid to all workers employed by or on behalf of any public body engaged in the construction of public works, exclusive of maintenance work.

For all overtime work performed, not less than one and one-half (1½) the prevailing hourly rate of wages for work of a similar character in the locality in which the work is performed or the public works contracting minimum wage, whichever is applicable, shall be paid to all workers employed by or on behalf of any public body engaged in the construction of public works, exclusive of maintenance work or contractual obligation. For purposes of this subdivision, "**overtime work**" shall include work that exceeds ten hours in one day and work in excess of forty hours in one calendar week; and

A thirty-minute lunch period on each calendar day shall be allowed for each worker on a public works project, provided that such time shall not be considered as time worked.

HOLIDAYS


January first;
The last Monday in May;
July fourth;
The first Monday in September;
November eleventh;
The fourth Thursday in November; and
December twenty-fifth;

If any holiday falls on a Sunday, the following Monday shall be considered a holiday.

Missouri

Division of Labor Standards

WAGE AND HOUR SECTION



MICHAEL L. PARSON, Governor

Annual Wage Order No. 29

Section 080
PETTIS COUNTY

In accordance with Section 290.262 RSMo 2000, within thirty (30) days after a certified copy of this Annual Wage Order has been filed with the Secretary of State as indicated below, any person who may be affected by this Annual Wage Order may object by filing an objection in triplicate with the Labor and Industrial Relations Commission, P.O. Box 599, Jefferson City, MO 65102-0599. Such objections must set forth in writing the specific grounds of objection. Each objection shall certify that a copy has been furnished to the Division of Labor Standards, P.O. Box 449, Jefferson City, MO 65102-0449 pursuant to 8 CSR 20-5.010(1). A certified copy of the Annual Wage Order has been filed with the Secretary of State of Missouri.

Original Signed by

Todd Smith, Director
Division of Labor Standards

Filed With Secretary of State: March 10, 2022

Last Date Objections May Be Filed: April 11, 2022

Prepared by Missouri Department of Labor and Industrial Relations

OCCUPATIONAL TITLE	**Prevailing Hourly Rate
Asbestos Worker	\$68.12
Boilermaker	\$24.31*
Bricklayer	\$24.31*
Carpenter	\$48.41
Lather	
Linoleum Layer	
Millwright	
Pile Driver	
Cement Mason	\$24.31*
Plasterer	
Communications Technician	\$24.31*
Electrician (Inside Wireman)	\$66.39
Electrician Outside Lineman	\$24.31*
Lineman Operator	
Lineman - Tree Trimmer	
Groundman	
Groundman - Tree Trimmer	
Elevator Constructor	\$24.31*
Glazier	\$30.33
Ironworker	\$64.97
Laborer	\$39.98
General Laborer	
First Semi-Skilled	
Second Semi-Skilled	
Mason	\$24.31*
Marble Mason	
Marble Finisher	
Terrazzo Worker	
Terrazzo Finisher	
Tile Setter	
Tile Finisher	
Operating Engineer	\$24.31*
Group I	
Group II	
Group III	
Group III-A	
Group IV	
Group V	
Painter	\$24.31*
Plumber	\$74.93
Pipe Fitter	
Roofer	\$56.06
Sheet Metal Worker	\$71.73
Sprinkler Fitter	\$24.31*
Truck Driver	\$24.31*
Truck Control Service Driver	
Group I	
Group II	
Group III	
Group IV	

*The Division of Labor Standards received fewer than 1,000 reportable hours for this occupational title. The public works contracting minimum wage is established for this occupational title using data provided by Missouri Economic Research and Information Center.

**The Prevailing Hourly Rate includes any applicable fringe benefit amounts for each occupational title as defined in Section 290.210 RSMo.

Heavy Construction Rates for
PETTIS County

Section 080

OCCUPATIONAL TITLE	**Prevailing Hourly Rate
Carpenter	\$24.31*
Millwright	
Pile Driver	
Electrician (Outside Lineman)	\$24.31*
Lineman Operator	
Lineman - Tree Trimmer	
Groundman	
Groundman - Tree Trimmer	
Laborer	\$24.31*
General Laborer	
Skilled Laborer	
Operating Engineer	\$54.53
Group I	
Group II	
Group III	
Group IV	
Truck Driver	\$24.31*
Truck Control Service Driver	
Group I	
Group II	
Group III	
Group IV	

Use Heavy Construction Rates on Highway and Heavy construction in accordance with the classifications of construction work established in 8 CSR 30-3.040(3).

Use Building Construction Rates on Building construction in accordance with the classifications of construction work established in 8 CSR 30-3.040(2).

If a worker is performing work on a heavy construction project within an occupational title that is not listed on the Heavy Construction Rate Sheet, use the rate for that occupational title as shown on the Building Construction Rate Sheet.

*The Division of Labor Standards received fewer than 1,000 reportable hours for this occupational title. The public works contracting minimum wage is established for this occupational title using data provided by Missouri Economic Research and Information Center.

**The Prevailing Hourly Rate includes any applicable fringe benefit amounts for each occupational title as defined in Section 290.210 RSMo.

OVERTIME and HOLIDAYS

OVERTIME

For all work performed on a Sunday or a holiday, not less than twice (2x) the prevailing hourly rate of wages for work of a similar character in the locality in which the work is performed or the public works contracting minimum wage, whichever is applicable, shall be paid to all workers employed by or on behalf of any public body engaged in the construction of public works, exclusive of maintenance work.

For all overtime work performed, not less than one and one-half (1½) the prevailing hourly rate of wages for work of a similar character in the locality in which the work is performed or the public works contracting minimum wage, whichever is applicable, shall be paid to all workers employed by or on behalf of any public body engaged in the construction of public works, exclusive of maintenance work or contractual obligation. For purposes of this subdivision, "**overtime work**" shall include work that exceeds ten hours in one day and work in excess of forty hours in one calendar week; and

A thirty-minute lunch period on each calendar day shall be allowed for each worker on a public works project, provided that such time shall not be considered as time worked.

HOLIDAYS


January first;
The last Monday in May;
July fourth;
The first Monday in September;
November eleventh;
The fourth Thursday in November; and
December twenty-fifth;

If any holiday falls on a Sunday, the following Monday shall be considered a holiday.

Missouri

Division of Labor Standards

WAGE AND HOUR SECTION



MICHAEL L. PARSON, Governor

Annual Wage Order No. 29

Section 051
JOHNSON COUNTY

In accordance with Section 290.262 RSMo 2000, within thirty (30) days after a certified copy of this Annual Wage Order has been filed with the Secretary of State as indicated below, any person who may be affected by this Annual Wage Order may object by filing an objection in triplicate with the Labor and Industrial Relations Commission, P.O. Box 599, Jefferson City, MO 65102-0599. Such objections must set forth in writing the specific grounds of objection. Each objection shall certify that a copy has been furnished to the Division of Labor Standards, P.O. Box 449, Jefferson City, MO 65102-0449 pursuant to 8 CSR 20-5.010(1). A certified copy of the Annual Wage Order has been filed with the Secretary of State of Missouri.

Original Signed by

Todd Smith, Director
Division of Labor Standards

Filed With Secretary of State: March 10, 2022

Last Date Objections May Be Filed: April 11, 2022

Prepared by Missouri Department of Labor and Industrial Relations

OCCUPATIONAL TITLE	**Prevailing Hourly Rate
Asbestos Worker	\$58.11
Boilermaker	\$23.50*
Bricklayer	\$58.68
Carpenter	\$57.93
Lather	
Linoleum Layer	
Millwright	
Pile Driver	
Cement Mason	\$23.50*
Plasterer	
Communications Technician	\$59.41
Electrician (Inside Wireman)	\$63.88
Electrician Outside Lineman	\$23.50*
Lineman Operator	
Lineman - Tree Trimmer	
Groundman	
Groundman - Tree Trimmer	
Elevator Constructor	\$23.50*
Glazier	\$23.50*
Ironworker	\$66.39
Laborer	\$23.50*
General Laborer	
First Semi-Skilled	
Second Semi-Skilled	
Mason	\$54.79
Marble Mason	
Marble Finisher	
Terrazzo Worker	
Terrazzo Finisher	
Tile Setter	
Tile Finisher	
Operating Engineer	\$56.96
Group I	
Group II	
Group III	
Group III-A	
Group IV	
Group V	
Painter	\$23.50*
Plumber	\$73.22
Pipe Fitter	
Roofer	\$58.47
Sheet Metal Worker	\$70.96
Sprinkler Fitter	\$23.50*
Truck Driver	\$23.50*
Truck Control Service Driver	
Group I	
Group II	
Group III	
Group IV	

*The Division of Labor Standards received fewer than 1,000 reportable hours for this occupational title. The public works contracting minimum wage is established for this occupational title using data provided by Missouri Economic Research and Information Center.

**The Prevailing Hourly Rate includes any applicable fringe benefit amounts for each occupational title as defined in Section 290.210 RSMo.

Heavy Construction Rates for
JOHNSON County

Section 051

OCCUPATIONAL TITLE	**Prevailing Hourly Rate
Carpenter	\$58.26
Millwright	
Pile Driver	
Electrician (Outside Lineman)	\$23.50*
Lineman Operator	
Lineman - Tree Trimmer	
Groundman	
Groundman - Tree Trimmer	
Laborer	\$47.72
General Laborer	
Skilled Laborer	
Operating Engineer	\$55.67
Group I	
Group II	
Group III	
Group IV	
Truck Driver	\$48.83
Truck Control Service Driver	
Group I	
Group II	
Group III	
Group IV	

Use Heavy Construction Rates on Highway and Heavy construction in accordance with the classifications of construction work established in 8 CSR 30-3.040(3).

Use Building Construction Rates on Building construction in accordance with the classifications of construction work established in 8 CSR 30-3.040(2).

If a worker is performing work on a heavy construction project within an occupational title that is not listed on the Heavy Construction Rate Sheet, use the rate for that occupational title as shown on the Building Construction Rate Sheet.

*The Division of Labor Standards received fewer than 1,000 reportable hours for this occupational title. The public works contracting minimum wage is established for this occupational title using data provided by Missouri Economic Research and Information Center.

**The Prevailing Hourly Rate includes any applicable fringe benefit amounts for each occupational title as defined in Section 290.210 RSMo.

OVERTIME and HOLIDAYS

OVERTIME

For all work performed on a Sunday or a holiday, not less than twice (2x) the prevailing hourly rate of wages for work of a similar character in the locality in which the work is performed or the public works contracting minimum wage, whichever is applicable, shall be paid to all workers employed by or on behalf of any public body engaged in the construction of public works, exclusive of maintenance work.

For all overtime work performed, not less than one and one-half (1½) the prevailing hourly rate of wages for work of a similar character in the locality in which the work is performed or the public works contracting minimum wage, whichever is applicable, shall be paid to all workers employed by or on behalf of any public body engaged in the construction of public works, exclusive of maintenance work or contractual obligation. For purposes of this subdivision, "**overtime work**" shall include work that exceeds ten hours in one day and work in excess of forty hours in one calendar week; and

A thirty-minute lunch period on each calendar day shall be allowed for each worker on a public works project, provided that such time shall not be considered as time worked.

HOLIDAYS

January first;
The last Monday in May;
July fourth;
The first Monday in September;
November eleventh;
The fourth Thursday in November; and
December twenty-fifth;

If any holiday falls on a Sunday, the following Monday shall be considered a holiday.

SECTION 011000 – SUMMARY OF WORK

PART 1 - GENERAL

1.1 RELATED DOCUMENTS

- A. Drawings and general provisions of the Contract including General and Supplementary Conditions and Division 1 Specification Sections apply to this Section.

1.2 WORK COVERED BY CONTRACT DOCUMENTS

- A. The Project consists of four (4) playground replacements at three (3) state parks.
 - 1. Project Locations: Bothwell Lodge State Historic Site, 19349 Bothwell State Park Road, Sedalia, MO 65301.
Knob Noster State Park, 873 SE 10th, Knob Noster, MO 65336.
Confederate Memorial State Historic Site, 211 West First Street, Higginsville, MO 64037.
 - 2. Owner: State of Missouri, Office of Administration, Division of Facilities Management, Design and Construction, Harry S Truman State Office Building, Post Office Box 809, 301 West High Street, Jefferson City, Missouri 65102.
- B. Contract Documents, dated **August 22, 2022** were prepared for the Project by **Vireo, 414 Oak Street, Suite 101, Kansas City, MO 64106**.
- C. The Work consists of removing existing play equipment and installing accessible and inclusive play equipment, parking and walks.
 - 1. The Work includes demolition, earthwork, asphalt and concrete pavements, play equipment and play surfacing.
- D. The Work will be constructed under a single prime contract.

1.3 WORK UNDER OTHER CONTRACTS

- A. Separate Contract: The Owner has awarded a separate contract for performance of certain construction operations at the site. Those operations are scheduled to be substantially complete before work under this Contract begins. The separate contract includes the following:
 - 1. Contract: No separate contracts have been awarded.
- B. Separate Contract: The Owner has awarded a separate contract for performance of certain construction operations at the site. Those operations will be conducted simultaneously with work under this contract. That Contract includes the following:
 - 1. Contract: No separate contracts have been awarded.
- C. Cooperate fully with separate contractors so that work under those contracts may be carried out smoothly, without interfering with or delaying work under this Contract.

1.4 FUTURE WORK

- A. Future Contract: The Owner has awarded a separate contract for additional work to be performed at the site following Substantial Completion. Completion of that work depends on successful completion of preparatory work under this Contract. The Contract for future work includes the following:
 - 1. Contract: No separate contracts have been awarded.

1.5 WORK SEQUENCE

- A. The Work will be conducted in 1 phase.
 - 1. Phase 1: Demolish existing pavements to be removed; perform earthwork; install footings and play equipment; install curbs and pavements; install play surfacing; prepare site for Owner provided seeding. Work of this phase shall be substantially complete, ready for occupancy within 145 working days of issuance of Notice of Intent To Award.

1.6 CONTRACTOR USE OF PREMISES

- A. General: During the construction period the Contractor shall have full use of the area identified for construction operations, including use of the site. The Contractor's use of the premises limited only by the Owner's right to perform work or to retain other contractors on portions of the Project.
- B. Use of the Site: Limit use of the premises to work in areas indicated. Confine operations to areas within contract limits indicated. Do not disturb portions of the site beyond the areas in which the Work is indicated.
 - 1. Owner Occupancy: Allow for Owner occupancy and use by the public.
 - 2. Drives and Entrances: Keep driveways and entrances serving the premises clear and available to the Owner, the Owner's employees, and emergency vehicles at all times. Do not use these areas for parking or storage of materials. Schedule deliveries to minimize space and time requirements for storage of materials and equipment on-site.

1.7 OCCUPANCY REQUIREMENTS

- A. Full Owner Occupancy: The Owner will occupy the site during the entire construction period. Cooperate with the Owner during construction operations to minimize conflicts and facilitate owner usage. Perform the Work so as not to interfere with the Owner's operations.
- B. Partial Owner Occupancy: The Owner reserves the right to occupy and to place and install equipment in completed areas of the site prior to Substantial Completion, provided such occupancy does not interfere with completion of the Work. Such placing of equipment and partial occupancy shall not constitute acceptance of the total Work.
 - 1. The Designer will prepare a Certificate of Partial Occupancy for each specific portion of the Work to be occupied prior to substantial completion.

1.8 OWNER-FURNISHED PRODUCTS

- A. The Owner will furnish site furnishings such as benches and trash receptacles. The Work includes providing support systems to receive Owner's equipment.
 - 1. If Owner-furnished items are damaged, defective, or missing, the Owner will arrange for replacement.

1.9 MISCELLANEOUS PROVISIONS

PART 2 - PRODUCTS (Not Applicable)

PART 3 - EXECUTION

3.1 SCHEDULE OF PRODUCTS ORDERED IN ADVANCE

END OF SECTION 011000

SECTION 012100 – ALLOWANCES

PART 1 - GENERAL

1.1 RELATED DOCUMENTS

- A. Drawings and general provisions of the Contract including General and Supplementary Conditions and other Division 1 Specification Sections apply to this Section.

1.2 SUMMARY

- A. This Section includes administrative and procedural requirements governing allowances.
 - 1. Certain items are specified in the Contract Documents by allowances. Allowances have been established in lieu of additional requirements and to defer selection of actual materials and equipment to a later date when additional information is available for evaluation. If necessary, additional requirements will be issued by Change Order.
- B. Types of allowances include the following:
 - 1. Lump-sum allowances.
 - 2. Weather allowances.
- C. Related Sections include the following:
 - 1. Division 1 Section "Contract Modification Procedures" for procedures for submitting and handling Change Orders for allowances.
 - 2. Division 1 Section "Unit Prices" for procedures for using unit prices.

1.3 WEATHER ALLOWANCE

- A. Included within the completion period for this project are a specified number of “bad weather” days (see Schedule of Allowances).
- B. The Contractor’s progress schedule shall clearly indicate the bad weather day allowance as an “activity” or “activities”. In the event weather conditions preclude performance of critical work activities for 50% or more of the Contractor’s scheduled workday, that day shall be declared unavailable for work due to weather (a “bad weather” day) and charged against the above allowance. Critical work activities will be determined by review of the Contractor’s current progress schedule.
- C. The Contractor’s Representative and the Construction Representative shall agree monthly on the number of “bad weather” days to be charged against the allowance. This determination will be documented in writing and be signed by the Contractor and the Construction Representatives. If there is a failure to agree on all or part of the “bad weather” days for a particular month, that disagreement shall be noted on this written document and signed by each party’s representative. Failure of the Contractor’s representative to sign the “bad weather” day documentation after it is presented, with or without the notes of disagreement, shall constitute agreement with the “bad weather” day determination contained in that document.

- D. There will be no modification to the time of contract performance due solely to the failure to deplete the “bad weather” day allowance.
- E. Once this allowance is depleted, a no cost Change Order time extension will be executed for “bad weather” days, as defined above, encountered during the remainder of the Project.

1.4 HISTORIC REVIEW ALLOWANCE

- A. Included within the completion period for this project are a specified number of Historic Review Days (see Schedule of Allowances).
- B. The State Historic Preservation Office has a 5 working day turnaround time to review if they perceive any adverse affects of the Bothwell Lodge State Historic Site playground construction.
- C. The State Historic Preservation Office has an additional 5 working day turnaround time to review changes made to the playground construction in response to their first review.
- D. Once this allowance is depleted, a no cost Contract Change time extension will be executed for additional Historic Review days, as defined above, encountered during the remainder of the Project.
- E. Adverse effects are defined in 36 CFR 800.9 as:
 - 1. An undertaking is considered to have an adverse effect when the effect on a historic property may diminish the integrity of the property's location, design, setting, materials, workmanship, feeling, or association. Adverse effects on historic properties include, but are not limited to:
 - a. Physical destruction, damage, or alteration of all or part of the property.

1.5 ARCHEOLOGICAL REVIEW OF EXCAVATIONS

- A. The state will employ an archeologist to observe all excavation within the limits of disturbance at Bothwell Lodge State Historic Site playground. The state archeologist may request the contractor to pause work for 10 working days if any archeological find is uncovered.
- B. Once this allowance is depleted, a no cost Contract Change time extension will be executed for additional Historic Review days, as defined above, encountered during the remainder of the Project.

1.6 SELECTION AND PURCHASE

- A. At the earliest practical date after award of the Contract, Designer of the date when final selection and purchase of each product or system described by an allowance must be completed to avoid delaying the Work.
- B. At Designer's request, obtain proposals for each allowance for use in making final selections. Include recommendations that are relevant to performing the Work.

- C. Purchase products and systems selected by Designer from the designated supplier.

1.7 SUBMITTALS

- A. Submit proposals for purchase of products or systems included in allowances, in the form specified for Change Orders.
- B. Submit invoices or delivery slips to show actual quantities of materials delivered to the site for use in fulfillment of each allowance.
- C. Coordinate and process submittals for allowance items in same manner as for other portions of the Work.

1.8 COORDINATION

- A. Coordinate allowance items with other portions of the Work. Furnish templates as required to coordinate installation.

1.9 LUMP-SUM ALLOWANCES

- A. Unless otherwise indicated, Contractor's costs for receiving and handling at Project site, labor, installation, overhead and profit, and similar costs related to products and materials under allowance shall be included as part of the Contract Sum and not part of the allowance.

PART 2 - PRODUCTS (Not Used)

PART 3 - EXECUTION

3.1 EXAMINATION

- A. Examine products covered by an allowance promptly on delivery for damage or defects. Return damaged or defective products to manufacturer for replacement.

3.2 PREPARATION

- A. Coordinate materials and their installation for each allowance with related materials and installations to ensure that each allowance item is completely integrated and interfaced with related work.

3.3 SCHEDULE OF ALLOWANCES

- A. Weather Allowance: Included within the completion period for this Project are 10 “bad weather” days.
- B. Historic Review Allowance: Included within the completion period for this Project are 5 working days for Historic Review of proposed construction activities.
- C. Archeological Examination: Included within the completion period for this Project are 10 working days for archeological examinations.

END OF SECTION 012100

SECTION 012300 - ALTERNATES

PART 1 - GENERAL

1.1 RELATED DOCUMENTS

- A. Drawings and general provisions of the Contract, including General and Supplementary Conditions, Bid Form and other Division 1 Specification Sections, apply to this Section.

1.2 SUMMARY

- A. This Section includes administrative and procedural requirements governing Alternates.

1.3 DEFINITIONS

- A. Definition: An alternate is an amount proposed by bidders and stated on the Bid Form for certain work defined in the Bidding Requirements that may be added to the Base Bid amount if the Owner decides to accept a corresponding change in either the amount of construction to be completed, or in the products, materials, equipment, systems, or installation methods described in the Contract Documents.

- 1. The cost for each alternate is the net addition to the Contract Sum to incorporate the Alternate into the Work. No other adjustments are made to the Contract Sum.

- B. No additional time will be allowed for alternate work unless the number of work days is so stated on the bid form.

1.4 PROCEDURES

- A. Coordination: Modify or adjust affected adjacent Work as necessary to completely and fully integrate the Alternate Work into the Project.

- 1. Include as part of each alternate, miscellaneous devices, accessory objects, and similar items incidental to or required for a complete installation whether or not mentioned as part of the Alternate.

- B. Notification: The award of the Contract will indicate whether alternates have been accepted or rejected.

- C. Execute accepted alternates under the same conditions as other Work of this Contract.

- D. Schedule: A "Schedule of Alternates" is included at the end of this Section. Specification Sections referenced in the Schedule contain requirements for materials necessary to achieve the Work described under each alternate.

PART 2 - PRODUCTS (Not Applicable)

PART 3 - EXECUTION

3.1 SCHEDULE OF ALTERNATES

- A. Alternate No. 1: *Add CONFEDERATE MEMORIAL SHS playground as indicated on the Drawings labeled "Alternate #1." For requirements, refer to Specifications.*
- B. Alternate No. 2: *Add INCLUSIVE SPINNER AT CONFEDERATE MEMORIAL SHS as indicated on the Drawings labeled "Alternate #2." Division 11 Section 116800 "Play Equipment and Structures" includes complete product and execution requirements.*
- A. Alternate No. 3: *Add POURED-IN-PLACE PLAY SURFACING AT CONFEDERATE MEMORIAL SHS as indicated on the Drawings labeled "Alternate #3." Division 32 Section 321816 "Playground Protective Surfacing" includes complete product and execution requirements.*
- B. Alternate No. 4: *Add EXPAND ROADSIDE PARKING AT KNOB NOSTER DAY-USE AREA as indicated on the Drawings labeled "Alternate #4." For requirements, refer to Specifications.*

END OF SECTION 012300

SECTION 012600 – CONTRACT MODIFICATION PROCEDURES

PART 1 - GENERAL

1.1 RELATED DOCUMENTS

- A. Drawings and general provisions of the Contract including General and Supplementary Conditions and other Division 1 Specification Sections apply to this Section.

1.2 SUMMARY

- A. This Section specifies administrative and procedural requirements for handling and processing Contract Modifications.
- B. Related Sections include the following:
 - 1. Division 1, Section 012100 "Allowances" for procedural requirements for handling and processing Allowances.
 - 2. Division 1, Section 012200 "Unit Prices" for administrative requirements for using Unit Prices.
 - 3. Division 1, Section 013115 "Project Management Communications" for administrative requirements for communications.
 - 4. Division 0, Section 007213, Article 3.1 "Acceptable Substitutions" for administrative procedures for handling Requests for Substitutions made after Contract award.
 - 5. Division 0, Section 007213, Article 4.0 "Changes in the Work" for Change Order requirements.

1.3 REQUESTS FOR INFORMATION

- A. In the event that the Contractor or Subcontractor, at any tier, determines that some portion of the Drawings, Specifications, or other Contract Documents requires clarification or interpretation, the Contractor shall submit a "Request for Information" (RFI) in writing to the Designer. An RFI may only be submitted by the Contractor and shall only be submitted on the RFI forms provided by the Owner. The Contractor shall clearly and concisely set forth the issue for which clarification or interpretation is sought and why a response is needed. In the RFI, the Contractor shall set forth an interpretation or understanding of the requirement along with reasons why such an understanding was reached.
- B. Responses to RFI shall be issued within ten (10) working days of receipt of the Request from the Contractor unless the Designer determines that a longer time is necessary to provide an adequate response. If a longer time is determined necessary by the Designer, the Designer will, within five (5) working days of receipt of the request, notify the Contractor of the anticipated response time. If the Contractor submits a RFI on a time sensitive activity on the current project schedule, the Contractor shall not be entitled to any time extension due to the time it takes the Designer to respond to the request provided that the Designer responds within the ten (10) working days set forth above.

- C. Responses from the Designer will not change any requirement of the Contract Documents. In the event the Contractor believes that a response to an RFI will cause a change to the requirements of the Contract Document, the Contractor shall give written notice to the Designer requesting a Change Order for the work. Failure to give such written notice within ten (10) working days, shall waive the Contractor's right to seek additional time or cost under Article 4, "Changes in the Work" of the General Conditions.

1.4 MINOR CHANGES IN THE WORK

- A. Designer will issue supplemental instructions authorizing Minor Changes in the Work, not involving adjustment to the Contract Amount or the Contract Time, on "Designer's Supplemental Instructions" (DSI).

1.5 PROPOSAL REQUESTS

- A. The Designer or Owner Representative will issue a detailed description of proposed Changes in the Work that may require adjustment to the Contract Amount or the Contract Time. The proposed Change Description will be issued using the "Request for Proposal" (RFP) form. If necessary, the description will include supplemental or revised Drawings and Specifications.
 - 1. Proposal Requests issued by the Designer or Owner Representative are for information only. Do not consider them instructions either to stop work in progress or to execute the proposed change.
 - 2. Within ten (10) working days after receipt of Proposal Request, submit a proposal for the cost adjustments to the Contract Amount and the Contract Time necessary to execute the Change. The Contractor shall submit his proposal on the appropriate Change Order Detailed Breakdown form. Subcontractors may use the appropriate Change Order Detailed Breakdown form or submit their proposal on their letterhead provided the same level of detail is included. All proposals shall include:
 - a. A detailed breakdown of costs per Article 4.1 of the General Conditions.
 - b. If requesting additional time per Article 4.2 of the General Conditions, include an updated Contractor's Construction Schedule that indicates the effect of the Change including, but not limited to, changes in activity duration, start and finish times, and activity relationship.

1.6 CHANGE ORDER PROCEDURES

- A. On Owner's approval of a Proposal Request, the Designer or Owner Representative will issue a Change Order for signatures of Owner and Contractor on the "Change Order" form.

PART 2 - PRODUCTS (Not Used)

PART 3 - EXECUTION (Not Used)

END OF SECTION 012600

SECTION 013100 – COORDINATION

PART 1 - GENERAL

1.1 RELATED DOCUMENTS

- A. Drawings and general provisions of the Contract including General and Supplementary Conditions and other Division 1 Specification Sections apply to this Section.

1.2 SUMMARY

- A. This Section includes administrative provisions for coordinating construction operations on Projects including, but not limited to, the following:
 - 1. Coordination Drawings.
 - 2. Administrative and supervisory personnel.
 - 3. Project meetings.
- B. Each Contractor shall participate in coordination requirements. Certain areas of responsibility will be assigned to a specific Contractor.
- C. Related Sections include the following:
 - 1. Division 1, Section 013200 "Schedules" for preparing and submitting Contractor's Construction Schedule.
 - 2. Articles 1.8.B and 1.8.C of Section 007213 "General Conditions" for coordinating meetings onsite.
 - 3. Article 5.4.H of Section 007213 "General Conditions" for coordinating Closeout of the Contract.

1.3 COORDINATION

- A. Coordination: Coordinate construction operations included in different Sections of the Specifications to ensure efficient and orderly installation of each part of the Work. Coordinate construction operations included in different Sections, which depend on each other for proper installation, connection, and operation.
- B. Coordination: Each Contractor shall coordinate its construction operations with those of other contractors and entities to ensure efficient and orderly installation of each part of the Work. Each Contractor shall coordinate its operations with operations included in different Sections that depend on each other for proper installation, connection, and operation.
 - 1. Schedule construction operations in sequence required to obtain the best results where installation of one part of the Work depends on installation of other components, before or after its own installation.
 - 2. Coordinate installation of different components with other Contractors to ensure maximum accessibility for required maintenance, service, and repair.
 - 3. Make adequate provisions to accommodate items scheduled for later installation.

4. Where availability of space is limited, coordinate installation of different components to ensure maximum performance and accessibility for required maintenance, service, and repair of all components.
- C. Prepare memoranda for distribution to each party involved outlining special procedures required for coordination. Include such items as required notices, reports, and list of attendees at meetings.
1. Prepare similar memoranda for Owner and separate Contractors if coordination of their Work is required.
- D. Administrative Procedures: Coordinate scheduling and timing of required administrative procedures with other construction activities and activities of other Contractors to avoid conflicts and to ensure orderly progress of the Work. Such administrative activities include, but are not limited to, the following:
1. Preparation of Contractor's Construction Schedule.
 2. Preparation of the Schedule of Values.
 3. Installation and removal of temporary facilities and controls.
 4. Delivery and processing of submittals.
 5. Progress meetings.
 6. Preinstallation conferences.
 7. Startup and adjustment of systems.
 8. Project Closeout activities.
- E. Conservation: Coordinate construction activities to ensure that operations are carried out with consideration given to conservation of energy, water, and materials.
1. Salvage materials and equipment involved in performance of, but not actually incorporated into, the Work. Refer to other Sections for disposition of salvaged materials that are designated as Owner's property.

1.4 SUBMITTALS

- A. Coordination Drawings: Prepare Coordination Drawings if limited space availability necessitates maximum utilization of space for efficient installation of different components or if coordination is required for installation of products and materials fabricated by separate entities.
- B. Key Personnel Names: Within fifteen (15) work days of starting construction operations, submit a list of key personnel assignments including superintendent and other personnel in attendance at Project site. Identify individuals and their duties and responsibilities; list addresses and telephone numbers including home and office telephone numbers. Provide names, addresses, and telephone numbers of individuals assigned as standbys in the absence of individuals assigned to Project.
1. Post copies of list in Project meeting room, in temporary field office, and by each temporary telephone. Keep list current at all times.

1.5 PROJECT MEETINGS

- A. The Owner's Construction Representative will schedule a Pre-Construction Meeting prior to beginning of construction. The date, time, and exact place of this meeting will be determined after Contract Award and notification of all interested parties. The Contractor shall arrange to have the Job Superintendent and all prime Subcontractors present at the meeting. During the Pre-Construction Meeting, the construction procedures and information necessary for submitting payment requests will be discussed and materials distributed along with any other pertinent information.
 - 1. Minutes: Designer will record and distribute meeting minutes.
- B. Progress Meetings: The Owner's Construction Representative will conduct Monthly Progress Meetings as stated in Articles 1.8.B and 1.8.C of Section 007213 "General Conditions".
 - 1. Minutes: Designer will record and distribute to Contractor the meeting minutes.
- C. Preinstallation Conferences: Contractor shall conduct a preinstallation conference at Project site before each construction activity that requires coordination with other construction.
 - 1. Attendees: Installer and representatives of Manufacturers and Fabricators involved in or affected by the installation and its coordination or integration with other materials and installations that have preceded or will follow, shall attend the meeting. Advise Designer and Construction Representative of scheduled meeting dates.
 - 2. Agenda: Review progress of other construction activities and preparations for the particular activity under consideration including requirements for the following:
 - a. Contract Documents
 - b. Options
 - c. Related RFIs
 - d. Related Change Orders
 - e. Purchases
 - f. Deliveries
 - g. Submittals
 - h. Review of mockups
 - i. Possible conflicts
 - j. Compatibility problems
 - k. Time schedules
 - l. Weather limitations
 - m. Manufacturer's written recommendations
 - n. Warranty requirements
 - o. Compatibility of materials

- p. Acceptability of substrates
 - q. Temporary facilities and controls
 - r. Space and access limitations
 - s. Regulations of authorities having jurisdiction
 - t. Testing and inspecting requirements
 - u. Installation procedures
 - v. Coordination with other Work
 - w. Required performance results
 - x. Protection of adjacent Work
 - y. Protection of construction and personnel
- 3. Contractor shall record significant conference discussions, agreements, and disagreements including required corrective measures and actions.
 - 4. Reporting: Distribute minutes of the meeting to each party present and to parties who should have been present.
 - 5. Do not proceed with installation if the conference cannot be successfully concluded. Initiate whatever actions are necessary to resolve impediments to performance of the Work and reconvene the conference at earliest feasible date.
 - 6. Revise paragraph below if Project requires holding progress meetings at different intervals. Insert special intervals such as "every third Tuesday" to suit special circumstances.
 - 7. Project name
 - 8. Name and address of Contractor
 - 9. Name and address of Designer
 - 10. RFI number including RFIs that were dropped and not submitted
 - 11. RFI description
 - 12. Date the RFI was submitted
 - 13. Date Designer's response was received
 - 14. Identification of related DSI or Proposal Request, as appropriate

PART 2 - PRODUCTS (Not Used)

PART 3 - EXECUTION (Not Used)

END OF SECTION 013100

SECTION 013115 - PROJECT MANAGEMENT COMMUNICATIONS

PART 1 - GENERAL

1.1 RELATED DOCUMENTS

- A. Drawings and general provisions of the Contract including General and Supplementary Conditions, Bid Form, and other Division 1 Specification Sections apply to this Section.
- B. Division 1, Section 013300 - Submittals
- C. Division 1, Section 012600 – Contract Modification Procedures

1.2 SUMMARY

- A. Project Management Communications: The Contractor shall use the Internet web-based project management communications tool, E-Builder® ASP software, and protocols included in that software during this project. The use of project management communications as herein described does not replace or change any contractual responsibilities of the participants.
 - 1. Project management communications is available through E-Builder® as provided by "e-Builder®" in the form and manner required by the Owner.
 - 2. The project communications database is on-line and fully functional. User registration, electronic and computer equipment, and Internet connections are the responsibility of each project participant. The sharing of user accounts is prohibited
- B. Support: E-Builder® will provide on-going support through on-line help files.
- C. Copyrights and Ownership: Nothing in this specification or the subsequent communications supersedes the parties' obligations and rights for copyright or document ownership as established by the Contract Documents. The use of CAD files, processes or design information distributed in this system is intended only for the project specified herein.
- D. Purpose: The intent of using E-Builder® is to improve project work efforts by promoting timely initial communications and responses. Secondly, to reduce the number of paper documents while providing improved record keeping by creation of electronic document files
- E. Authorized Users: Access to the web site will be by individuals who are authorized users.
 - 1. Individuals shall complete the E-Builder New Company/User Request Form located at the following web site: <https://oa.mo.gov/facilities/vendor-links/contractor-forms>. ComOA.FMDCE-BuilderSupport@oa.mo.gov.

2. Authorized users will be contacted directly and assigned a temporary user password.
 3. Individuals shall be responsible for the proper use of their passwords and access to data as agents of the company in which they are employed.
- F. Administrative Users: Administrative users have access and control of user licenses and all posted items. DO NOT POST PRIVATE OR YOUR COMPANY CONFIDENTIAL ITEMS IN THE DATABASE! Improper or abusive language toward any party or repeated posting of items intended to deceive or disrupt the work of the project will not be tolerated and will result in deletion of the offensive items and revocation of user license at the sole discretion of the Administrative User(s).
- G. Communications: The use of fax, email and courier communication for this project is discouraged in favor of using E-Builder® to send messages. Communication functions are as follows:
1. Document Integrity and Revisions:
 - a. Documents, comments, drawings and other records posted to the system shall remain for the project record. The authorship time and date shall be recorded for each document submitted to the system. Submitting a new document or record with a unique ID, authorship, and time stamp shall be the method used to make modifications or corrections.
 - b. The system shall make it easy to identify revised or superseded documents and their predecessors.
 - c. Server or Client side software enhancements during the life of the project shall not alter or restrict the content of data published by the system. System upgrades shall not affect access to older documents or software.
 2. Document Security:
 - a. The system shall provide a method for communication of documents. Documents shall allow security group assignment to respect the contractual parties communication except for Administrative Users. DO NOT POST PRIVATE OR YOUR COMPANY CONFIDENTIAL ITEMS IN THE DATABASE!
 3. Document Integration:
 - a. Documents of various types shall be logically related to one another and discoverable. For example, requests for information, daily field reports, supplemental sketches and photographs shall be capable of reference as related records.
 4. Reporting:
 - a. The system shall be capable of generating reports for work in progress, and logs for each document type. Summary reports generated by the system shall be available for team members.
 5. Notifications and Distribution:
 - a. Document distribution to project members shall be accomplished both within the extranet system and via email as appropriate. Project document distribution to parties outside of the project communication system shall be

accomplished by secure email of outgoing documents and attachments, readable by a standard email client.

6. Required Document Types:
 - a. RFI, Request for Information.
 - b. Submittals, including record numbering by drawing and specification section.
 - c. Transmittals, including record of documents and materials delivered in hard copy.
 - d. Meeting Minutes.
 - e. Application for Payments (Draft or Pencil).
 - f. Review Comments.
 - g. Field Reports.
 - h. Construction Photographs.
 - i. Drawings.
 - j. Supplemental Sketches.
 - k. Schedules.
 - l. Specifications.
 - m. Request for Proposals
 - n. Designer's Supplemental Instructions
 - o. Punch Lists

- H. Record Keeping: Except for paper documents, which require original signatures and large format documents (greater than 8½ x 11 inches), all other 8½ x 11 inches documents shall be submitted by transmission in electronic form to the E-Builder® web site by licensed users.

- a. The Owner and his representatives, the Designer and his consultants, and the Contractor and his Sub Contractors and suppliers at every tier shall respond to documents received in electronic form on the web site, and consider them as if received in paper document form.
 - b. The Owner and his representatives, the Designer and his consultants, and the Contractor and his Sub Contractors and suppliers at every tier reserves the right to and shall reply or respond by transmissions in electronic form on the web site to documents actually received in paper document form.
 - c. The Owner and his representatives, the Designer and his consultants, and the Contractor and his Sub Contractors and suppliers at every tier reserves the right to and shall copy any paper document into electronic form and make same available on the web site.

- I. Minimum Equipment and Internet Connection: In addition to other requirements specified in this Section, the Owner and his representatives, the Construction Manager and his representatives, the Landscape Architect and his consultants, and the Contractor and his sub-contractors and suppliers at every tier required to have a user license(s) shall be responsible for the following:

1. Providing suitable computer systems for each licensed user at the user's normal work location¹ with high-speed Internet access, i.e. DSL, local cable company's Internet connection, or T1 connection.
2. Each of the above referenced computer systems shall have the following minimum system² and software requirements:
 - a. Desktop configuration (Laptop configurations are similar and should be equal to or exceed desktop system.)
 - 1) Operating System: Windows XP or newer
 - 2) Internet Browser: Internet Explorer 6.01SP2+ (Recommend IE7.0+)
 - 3) Minimum Recommend Connection Speed: 256K or above
 - 4) Processor Speed: 1 Gigahertz and above
 - 5) RAM: 512 mb
 - 6) Operating system and software shall be properly licensed.
 - 7) Internet Explorer version 7 (current version is a free distribution for download). This specification is not intended to restrict the host server or client computers provided that industry standard HTTP clients may access the published content.
 - 8) Adobe Acrobat Reader (current version is a free distribution for download).
 - 9) Users should have the standard Microsoft Office Suite (current version must be purchased) or the equivalent.

PART 2 - PRODUCTS (Not Applicable)

PART 3 - EXECUTION (Not Applicable.)

END OF SECTION 013115

¹ The normal work location is the place where the user is assigned for more than one-half of his time working on this project.

² The minimum system herein will not be sufficient for many tasks and may not be able to process all documents and files stored in the E-Builder® Documents area.

SECTION 013200 – SCHEDULES

PART 1 - GENERAL

1.1 RELATED DOCUMENTS

- A. Drawings and general provisions of the Contract including General and Supplementary Conditions, Bid Form, and other Division 1 Specification Sections apply to this Section.

1.2 SUMMARY

- A. This Section includes requirements for a Bar Chart Schedule for the project construction activities, schedule of submittals, and schedule for testing.

PART 2 - PRODUCTS – (Not Applicable)

PART 3 - EXECUTION

3.1 SUBMITTAL PROCEDURES

- A. The Contractor shall submit to the Designer, within ten (10) working days following the Notice to Proceed, a Progress Schedule including Schedule of Values showing the rate of progress the Contractor agrees to maintain and the order in which he proposed to carry out the various phases of Work. No payments shall be made to the Contractor until the Progress Schedule has been approved by the Owner.
 - 1. The Schedule of Values must have the following line items included with the value of the item as indicated below:
 - a. O&M's (Owner's Manual)
 - 1) \$1,000,000.00 (One million) and under – 2% of the total contract amount
 - 2) Over \$1,000,000.00 (One million) – 1% of the total contract amount
 - b. Close Out Documents
 - 1) \$1,000,000.00 (One million) and under – 2% of the total contract amount
 - 2) Over \$1,000,000.00 (One million) – 1% of the total contract amount
 - c. General Conditions
 - 1) No more than 10%
- B. The Contractor shall submit an updated Schedule for presentation at each Monthly Progress Meeting. The Schedule shall be updated by the Contractor as necessary to reflect the current Schedule and its relationship to the original Schedule. The updated Schedule shall reflect any changes in the logic, sequence, durations, or completion date.

Payments to the Contractor shall be suspended if the Progress Schedule is not adequately updated to reflect actual conditions.

- C. The Contractor shall submit Progress Schedules to Subcontractors to permit coordinating their Progress Schedules to the general construction Work. The Contractor shall coordinate preparation and processing of Schedules and reports with performance of other construction activities.

3.2 CONSTRUCTION PROGRESS SCHEDULE – BAR CHART SCHEDULE

- A. Bar-Chart Schedule: The Contractor shall prepare a comprehensive, fully developed, horizontal bar chart-type Contractor's Construction Schedule. The Contractor for general construction shall prepare the Construction Schedule for the entire Project. The Schedule shall show the percentage of work to be completed at any time, anticipated monthly payments by Owner, as well as significant dates (such as completion of excavation, concrete foundation work, underground lines, superstructure, rough-ins, enclosure, hanging of fixtures, etc.) which shall serve as check points to determine compliance with the approved Schedule. The Schedule shall also include an activity for the number of "bad" weather days specified in Section 012100 – Allowances.
 - 1. The Contractor shall provide a separate time bar for each significant construction activity. Provide a continuous vertical line to identify the first working day of each week.
 - a. If practical, use the same Schedule of Values breakdown for schedule time bars.
 - 2. The Contractor shall provide a base activity time bar showing duration for each construction activity. Each bar is to indicate start and completion dates for the activity. The Contractor is to place a contrasting bar below each original schedule activity time for indicating actual progress and planned remaining duration for the activity.
 - 3. The Contractor shall prepare the Schedule on a minimal number of separate sheets to readily show the data for the entire construction period.
 - 4. Secure time commitments for performing critical elements of the Work from parties involved. Coordinate each element on schedule with other construction activities. Include minor elements involved in the overall sequence of the Work. Show each activity in proper sequence. Indicate graphically the sequences necessary for completion of related portions of the Work.
 - 5. Coordinate the Contractor's Construction Schedule with the Schedule of Values, list of subcontracts, Submittal Schedule, progress reports, payment requests, and other required schedules and reports.
 - 6. Indicate the Intent to Award and the Contract Substantial Completion dates on the schedule.
- B. Phasing: Provide notations on the schedule to show how the sequence of the Work is affected by the following:
 - 1. Requirement for Phased completion
 - 2. Work by separate Contractors

3. Work by the Owner
 4. Pre-purchased materials
 5. Coordination with existing construction
 6. Limitations of continued occupancies
 7. Un-interruptible services
 8. Partial Occupancy prior to Substantial Completion
 9. Site restrictions
 10. Provisions for future construction
 11. Seasonal variations
 12. Environmental control
- C. Work Stages: Use crosshatched bars to indicate important stages of construction for each major portion of the Work. Such stages include, but are not necessarily limited to, the following:
1. Subcontract awards
 2. Submittals
 3. Purchases
 4. Mockups
 5. Fabrication
 6. Sample testing
 7. Deliveries
 8. Installation
 9. Testing
 10. Adjusting
 11. Curing
 12. Startup and placement into final use and operation
- D. Area Separations: Provide a separate time bar to identify each major area of construction for each major portion of the Work. For the purposes of this Article, a “major area” is a story of construction, a separate building, or a similar significant construction element.
1. Indicate where each construction activity within a major area must be sequenced or integrated with other construction activities to provide for the following:
 - a. Demolition completion
 - b. Rough grading completion
 - c. Completion of play equipment installation
 - d. Completion of edgings, drains and play surfacing
 - e. Completion of pavements and parking

- f. Finish grading completion
- g. Substantial Completion

3.3 SCHEDULE OF SUBMITTALS

- A. Upon acceptance of the Construction Progress Schedule, prepare and submit a complete schedule of submittals. Coordinate the submittal schedule with Section 013300 SUBMITTALS, the approved Construction Progress Schedule, list of subcontracts, Schedule of Values and the list of products.
- B. Prepare the schedule in chronological order. Provide the following information:
 - 1. Scheduled date for the first submittal
 - 2. Related Section number
 - 3. Submittal category
 - 4. Name of the Subcontractor
 - 5. Description of the part of the Work covered
 - 6. Scheduled date for resubmittal
 - 7. Scheduled date for the Designer's final release or approval
- C. Distribution: Following the Designer's response to the initial submittal schedule, print and distribute copies to the Designer, Owner, subcontractors, and other parties required to comply with submittal dates indicated.
 - 1. Post copies in the Project meeting room and temporary field office.
 - 2. When revisions are made, distribute to the same parties and post in the same locations. Delete parties from distribution when they have completed their assigned part of the Work and are no longer involved in construction activities.
- D. Schedule Updating: Revise the schedule after each meeting or other activity where revisions have been recognized or made. Issue the updated schedule concurrently with the report of each meeting.

3.4 SCHEDULE OF INSPECTIONS AND TESTS

- A. Prepare a schedule of inspections, tests, and similar services required by the Contract Documents. Submit the schedule with (15) days of the date established for commencement of the Contract Work. The Contractor is to notify the testing agency at least (5) working days in advance of the required tests unless otherwise specified.
- B. Form: This schedule shall be in tabular form and shall include, but not be limited to, the following:
 - 1. Specification Section number
 - 2. Description of the test
 - 3. Identification of applicable standards
 - 4. Identification of test methods

5. Number of tests required
 6. Time schedule or time span for tests
 7. Entity responsible for performing tests
 8. Requirements for taking samples
 9. Unique characteristics of each service
- C. Distribution: Distribute the schedule to the Owner, Landscape Architect, and each party involved in performance of portions of the Work where inspections and tests are required.

END OF SECTION 013200

SECTION 013300 – SUBMITTALS

PART 1 - GENERAL

1.1 RELATED DOCUMENTS

- A. Drawings and general provisions of the Contract including General and Supplementary Conditions, Bid Form, and other Division 1 Specification Sections apply to this Section.
- B. Division 1, Section 013115 “Project Management Communications” for administrative requirements for communications.

1.2 SUMMARY

- A. This Section includes administrative and procedural requirements for submittals required for performance of the Work including the following:
 - 1. Shop Drawings
 - 2. Product Data
 - 3. Samples
 - 4. Quality Assurance Submittals
 - 5. Construction Photographs
 - 6. Operating and Maintenance Manuals
 - 7. Warranties
- B. Administrative Submittals: Refer to General and Supplementary Conditions other applicable Division 1 Sections and other Contract Documents for requirements for administrative submittals. Such submittals include, but are not limited to, the following:
 - 1. Construction Progress Schedule including Schedule of Values
 - 2. Performance and Payment Bonds
 - 3. Insurance Certificates
 - 4. Applications for Payment
 - 5. Certified Payroll Reports
 - 6. Partial and Final Receipt of Payment and Release Forms
 - 7. Affidavit – Compliance with Prevailing Wage Law
 - 8. Record Drawings
 - 9. Notifications, Permits, etc.
- C. The Contractor is obliged and responsible to check all shop drawings and schedules to assure compliance with contract plans and specifications. The Contractor is responsible for the content of the shop drawings and coordination with other contract work. Shop drawings and schedules shall indicate, in detail, all parts of an Item or Work including erection and setting instructions and integration with the Work of other trades.

- D. The Contractor shall at all times make a copy, of all approved submittals, available on site to the Construction Representative.

1.3 SUBMITTAL PROCEDURES

- A. The Contractor shall comply with the General and Supplementary Conditions and other applicable sections of the Contract Documents. The Contractor shall submit, with such promptness as to cause no delay in his work or in that of any other contractors, all required submittals indicated in Part 3.1 of this section and elsewhere in the Contract Documents. Coordinate preparation and processing of submittals with performance of construction activities. Transmit each submittal sufficiently in advance of performance of related construction activities to avoid delay.
 - 1. Coordinate each submittal with fabrication, purchasing, testing, delivery, other submittals, and related activities that require sequential activity.
 - 2. Coordinate transmittal of different types of submittals for related elements of the Work so processing will not be delayed by the need to review submittals concurrently for coordination.
 - a. The Designer reserves the right to withhold action on a submittal requiring coordination with other submittals until all related submittals are received.
- B. Each drawing and/or series of drawings submitted must be accompanied by a letter of transmittal giving a list of the titles and numbers of the drawings. Each series shall be numbered consecutively for ready reference and each drawing shall be marked with the following information:
 - 1. Date of Submission
 - 2. Name of Project
 - 3. Location
 - 4. Section Number of Specification
 - 5. State Project Number
 - 6. Name of Submitting Contractor
 - 7. Name of Subcontractor
 - 8. Indicate if Item is submitted as specified or as a substitution

1.4 SHOP DRAWINGS

- A. Comply with the General Conditions, Article 3.2.
- B. The Contractor shall submit newly prepared information drawn accurately to scale. Highlight, encircle, or otherwise indicate deviations from the Contract Documents. Do not reproduce Contract Documents or copy standard information as the basis of Shop Drawings. Standard information prepared without specific reference to the Project is not a Shop Drawing.
- C. Shop Drawings include fabrication and installation drawings, setting diagrams, schedules, patterns, templates, and similar drawings including the following information:

1. Dimensions
2. Identification of products and materials included by sheet and detail number
3. Compliance with specified standards
4. Notation of coordination requirements
5. Notation of dimensions established by field measurement
6. Sheet Size: Except for templates, patterns and similar full-size Drawings, submit Shop Drawings on sheets at least 8½"x11" but no larger than 36"x48".

1.5 PRODUCT DATA

- A. The Contractor shall comply with the General Conditions, Article 3.2.
- B. The Contractor shall collect Product Data into a single submittal for each element of construction or system. Product Data includes printed information, such as manufacturer's installation instructions, catalog cuts, standard color charts, roughing-in diagrams and templates, standard wiring diagrams, and performance curves.
 1. Mark each copy to show applicable choices and options. Where printed Product Data includes information on several products that are not required, mark copies to indicate the applicable information including the following information:
 - a. Manufacturer's printed recommendations
 - b. Compliance with Trade Association standards
 - c. Compliance with recognized Testing Agency standards
 - d. Application of Testing Agency labels and seals
 - e. Notation of dimensions verified by field measurement
 - f. Notation of coordination requirements
 2. Do not submit Product Data until compliance with requirements of the Contract Documents has been confirmed.

1.6 SAMPLES

- A. The Contractor shall comply with the General Conditions, Article 3.2.
- B. The Contractor shall submit full-size, fully fabricated samples, cured and finished as specified, and physically identical with the material or product proposed. Samples include partial sections of manufactured or fabricated components, cuts or containers of materials, color range sets, and swatches showing color, texture, and pattern.
 1. The Contractor shall mount or display samples in the manner to facilitate review of qualities indicated. Prepare samples to match the Designer's sample including the following:
 - a. Specification Section number and reference
 - b. Generic description of the Sample
 - c. Sample source

- d. Product name or name of the Manufacturer
 - e. Compliance with recognized standards
 - f. Availability and delivery time
2. The Contractor shall submit samples for review of size, kind, color, pattern, and texture. Submit samples for a final check of these characteristics with other elements and a comparison of these characteristics between the final submittal and the actual component as delivered and installed.
- a. Where variation in color, pattern, texture, or other characteristic is inherent in the material or product represented, submit at least three (3) multiple units that show approximate limits of the variations.
 - b. Refer to other Specification Sections for requirements for samples that illustrate workmanship, fabrication techniques, details of assembly, connections, operation, and similar construction characteristics.
 - c. Refer to other Sections for samples to be returned to the Contractor for incorporation in the Work. Such samples must be undamaged at time of use. On the transmittal, indicate special requests regarding disposition of sample submittals.
 - d. Samples not incorporated into the Work, or otherwise designated as the Owner's property, are the property of the Contractor and shall be removed from the site prior to Substantial Completion.
3. Field samples are full-size examples erected onsite to illustrate finishes, coatings, or finish materials and to establish the Project standard.
- a. The Contractor shall comply with submittal requirements to the fullest extent possible. The Contractor shall process transmittal forms to provide a record of activity.

1.7 QUALITY ASSURANCE DOCUMENTS

- A. The Contractor shall comply with the General Conditions, Article 3.2
- B. The Contractor shall submit quality control submittals including design data, certifications, manufacturer's instructions, manufacturer's field reports, and other quality-control submittals as required under other Sections of the Specifications.
- C. Certifications: Where other Sections of the Specifications require certification that a product, material, or installation complies with specified requirements, submit a notarized certification from the Manufacturer certifying compliance with specified requirements.
 - 1. Signature: Certification shall be signed by an officer of the Manufacturer or other individual authorized to contractually bind the Company.
- D. Inspection and Test Reports: The Contractor shall submit the required inspection and test reports from independent testing agencies as specified in this Section and in other Sections of the Contract Documents.
- E. Construction Photographs: The Contractor shall submit record construction photographs as specified in this Section and in other Sections of the Contract Documents.

1. The Contractor shall submit digital photographs. The Construction Administrator shall determine the quantity and naming convention at the preconstruction meeting.
2. The Contractor shall identify each photograph with project name, location, number, date, time, and orientation.
3. The Contractor shall submit progress photographs monthly unless specified otherwise. Photographs shall be taken one (1) week prior to submitting.
4. The Contractor shall take four (4) site photographs from differing directions indicating the relative progress of the Work.

1.8 OPERATING AND MAINTENANCE MANUALS AND WARRANTIES

- A. The Contractor shall submit all required manufacturer's operating instructions, maintenance/service manuals, and warranties in accordance with the General Conditions, Article 3.5, and Supplementary Conditions along with this and other Sections of the Contract Documents.

PART 2 - PRODUCTS (Not Applicable)

PART 3 - EXECUTION

3.1 REQUIRED SUBMITTALS

- A. Contractor shall submit the following information for materials and equipment to be provided under this contract.

SECTION	DESCRIPTION	TYPE OF SUBMITTAL											
		Shop Drawings	Product Data	Sample	Certifications	Manufacturer's Instructions	Test report	Inspection Report	Schedule	Record Photographs	Maintenance Data	Report	Warranty
015639	Organic mulch			X									
	Fencing	X		X									
	Signage	X		X									
	Tree pruning								X				
024119	Protection measures											X	
	Demolition								X				
	Predemolition									X			

033000	Each concrete product		X										
	Steel reinforcement	X											
	Each material				X		X						
	Formwork	X											
116800	Each product and material	X	X	X	X						X		X
	Each type	X											
	Field quality control											X	
312000	All materials						X						
321216	Each product and material		X		X		X						
	Field quality control											X	
321313	Each type of product		X	X									
321373	Each type of product		X	X	X				X				
	Joint sealing								X				
321713	Each type of product		X	X									
321723	Each type of product		X	X									
321726	Each type of product		X	X									
321816	Each type of product	X	X	X							X		X
	Installer qualifications												
	Products and materials				X								
	Field quality-control											X	
323300	Each type of product		X	X							X		
329113	Each type of product		X	X									
	Testing agency qualification data												
	Preconstruction soil analyses						X						
	Field quality-control											X	
331400	Each type of product		X		X								
	Meter and hydrostatic pressure tests						X						
334100	Each type of product		X		X								
	Coordination drawings												
	Profile drawings												
	Field quality-control											X	
334600	Each type of product		X										

END OF SECTION 013300

013300 – SUBMITTALS

SECTION 013513.31 – SITE SECURITY AND HEALTH REQUIREMENTS (DNR)

PART 1 - GENERAL

1.1 RELATED DOCUMENTS

- A. Drawings and general provisions of the Contract including General and Supplementary Conditions, Bid Form, and other Division 1 Specification Sections apply to this Section.

1.2 SUBMITTALS

- A. List of required submittals:
 - 1. Materials Safety Data Sheets for all hazardous materials to be brought onsite.
 - 2. Schedule of proposed shutdowns, if applicable.

PART 2 - PRODUCTS (Not Applicable)

PART 3 - EXECUTION

3.1 ACCESS TO THE SITE

- A. The Contractor shall arrange with Facility Representatives to establish procedures for the controlled entry of workers and materials into the work areas at the Facility.
- B. The Contractor shall establish regular working hours with Facility Representatives. The Contractor must report changes in working hours or overtime to Facility Representatives and obtain approval twenty-four (24) hours ahead of time. The Contractor shall report emergency overtime to Facility Representatives as soon as it is evident that overtime is needed. The Contractor must obtain approval from Facility Representatives for all work performed after dark.
- C. The Contractor shall provide the name and phone number of the Contractor's employee or agent who is in charge onsite; this individual must be able to be contacted in case of emergency. The Contractor must be able to furnish names and address of all employees upon request.

3.2 FIRE PROTECTION, SAFETY, AND HEALTH CONTROLS

- A. The Contractor shall take all necessary precautions to guard against and eliminate possible fire hazards.
 - 1. Onsite burning is prohibited.
 - 2. The Contractor shall store all flammable or hazardous materials in proper containers located outside the buildings or offsite, if possible.
 - 3. The Contractor shall provide and maintain, in good order, during construction fire extinguishers as required by the National Fire Protection Association. In areas of flammable liquids, asphalt, or electrical hazards, 15-pound carbon dioxide or 20-pound dry chemical extinguishers shall be provided.

- B. The Contractor shall not obstruct streets or walks without permission from the Owner's Construction Representative and Facility Representatives.
- C. The Contractor's personnel shall not exceed the speed limit of 15 mph while at the Facility unless otherwise posted.
- D. The Contractor shall take all necessary, reasonable measures to reduce air and water pollution by any material or equipment used during construction. The Contractor shall keep volatile wastes in covered containers, and shall not dispose of volatile wastes or oils in storm or sanitary drains.
- E. The Contractor shall keep the project site neat, orderly, and in a safe condition at all times. The Contractor shall immediately remove all hazardous waste, and shall not allow rubbish to accumulate. The Contractor shall provide onsite containers for collection of rubbish and shall dispose of it at frequent intervals during the progress of the Work.
- F. For all hazardous materials brought onsite, Material Safety Data Sheets shall be on site and readily available upon request at least a day before delivery.
- G. Alcoholic beverages or illegal substances shall not be brought upon the Facility premises. The Contractor's workers shall not be under the influence of any intoxicating substances while on the Facility premises.

3.3 DISRUPTION OF UTILITIES

- A. The Contractor shall give a minimum of seventy-two (72) hours written notice to the Construction Representative and the Facility Representative before disconnecting electric, gas, water, fire protection, or sewer service to any building.
- B. The Contractor shall give a minimum of seventy-two (72) hours written notice to the Construction Representative and Facility Representative before closing any access drives, and shall make temporary access available, if possible. The Contractor shall not obstruct streets, walks, or parking.

END OF SECTION 013513.31

SECTION 015000 – CONSTRUCTION FACILITIES AND TEMPORARY CONTROLS

PART 1 - GENERAL

1.1 RELATED DOCUMENTS

- A. Drawings and general provisions of the Contract including General and Supplementary Conditions, Bid Form, and other Division 1 Specification Sections apply to this Section.

1.2 SUMMARY

- A. This Section includes requirements for construction facilities and temporary controls including temporary utilities, support facilities, security, and protection.
- B. Temporary utilities include, but are not limited to, the following:
 - 1. Temporary electric power and light
- C. Support facilities include, but are not limited to, the following:
 - 1. Field offices and storage sheds
 - 2. Temporary project identification signs and bulletin boards
 - 3. Waste disposal services
 - 4. Rodent and pest control
 - 5. Construction aids and miscellaneous services and facilities
- D. Security and protection facilities include, but are not limited to, to following:
 - 1. Temporary fire protection
 - 2. Barricades, warning signs, and lights
 - 3. Enclosure fence for the site
 - 4. Environmental protection

1.3 SUBMITTALS

- A. Temporary Utilities: Submit reports of tests, inspections, meter readings, and similar procedures performed on temporary utilities.
- B. Implementation and Termination Schedule: Within (15) days of the date established for commencement of the Work, submit a schedule indicating implementation and termination of each temporary utility.

1.4 QUALITY ASSURANCE

- A. Regulations: Comply with industry standards and applicable laws and regulations including, but not limited to, the following:
 - 1. Building code requirements
 - 2. Health and safety regulations

3. Utility company regulations
 4. Police, fire department, and rescue squad rules
 5. Environmental protection regulations
- B. Standards: Comply with NFPA 241 “Standard for Safeguarding Construction, Alterations, and Demolition Operations”. ANSI A10 Series standards for “Safety Requirements for Construction and Demolition”, and NECA Electrical Design Library “Temporary Electrical Facilities”.
1. Electrical Service: Comply with NEMA, NECA, and UL standards and regulations for temporary electric service. Install service in compliance with NFPA 70 “National Electric Code”.
- C. Inspections: Arrange for authorities having jurisdiction to inspect and test each temporary utility before use. Obtain required certifications and permits.

1.5 PROJECT CONDITIONS

- A. Temporary Utilities: Prepare a schedule indicating dates for implementation and termination of each temporary utility. At the earliest feasible time, when acceptable to the Owner, change over from use of temporary service to use of permanent service.
- B. Conditions of Use: Keep temporary services and facilities clean and neat in appearance. Operate in a safe and efficient manner. Relocate temporary services and facilities as the Work progresses. Do not overload facilities or permit them to interfere with progress. Take necessary fire-prevention measures. Do not allow hazardous, dangerous, or unsanitary conditions, or public nuisances to develop or persist onsite.

PART 2 - PRODUCTS

2.1 MATERIALS

- A. General: Provide new materials. If acceptable to the Designer, the Contractor may use undamaged, previously used materials in serviceable condition. Provide materials suitable for use intended.
- B. Lumber and Plywood: Comply with requirements in Division 6 Section “Rough Carpentry”.
1. For signs and directory boards, provide exterior-type, Grade B-B high-density concrete form overlay plywood of sized and thicknesses indicated.
 2. For fences and vision barriers, provide minimum 3/9” (9.5mm) thick exterior plywood.
 3. For safety barriers, sidewalk bridges, and similar uses, provide minimum 5/8” (16mm) thick exterior plywood.
- C. Paint: Comply with requirements of Division 9 Section “Painting”.
1. For job-built temporary offices, shops, sheds, fences, and other exposed lumber and plywood, provide exterior-grade acrylic-latex emulsion over exterior primer.

2. For sign panels and applying graphics, provide exterior-grade alkyd gloss enamel over exterior primer.
- D. Water: Provide potable water approved by local health authorities.
- E. Open-Mesh Fencing: Provide 0.120" (3mm) thick, galvanized 2" (50mm) chainlink fabric fencing 6' (2m) high with galvanized steel pipe posts, 1½" (38mm) ID for line posts and 2½" (64mm) ID for corner posts.
- F. Safety Fencing: Provide 4' high, 1.8" x 3.3" mesh heavy duty orange safety fence with painted steel posts.

2.2 EQUIPMENT

- A. General: Provide new equipment. If acceptable to the Designer, the Contractor may use undamaged, previously used equipment in serviceable condition. Provide equipment suitable for use intended.
- B. Water Hoses: Provide ¾" (19mm), heavy-duty, abrasion-resistant, flexible rubber hoses 100' (30m) long, with pressure rating greater than the maximum pressure of the water distribution system. Provide adjustable shutoff nozzles at hose discharge.
- C. Electrical Outlets: Provide properly configured, NEMA-polarized outlets to prevent insertion of 110 to 120V plugs into higher voltage outlets. Provide receptacle outlets equipped with ground-fault circuit interrupters, reset button, and pilot light for connection of power tools and equipment.
- D. Electrical Power Cords: Provide grounded extension cords. Use hard-service cords where exposed to abrasion and traffic. Provide waterproof connectors to connect separate lengths of electric cords if single lengths will not reach areas where construction activities are in progress. Do not exceed safe length-voltage rating.
- E. Temporary Offices: Provide prefabricated or mobile units or similar job-built construction with lockable entrances, operable windows, and serviceable finishes. Provide heated and air-conditioned units on foundations adequate for normal loading.
- F. Temporary Toilet Units: Provide self-contained, single-occupant toilet units of the chemical, aerated re-circulation, or combustion type. Provide units properly vented and fully enclosed with a glass-fiber-reinforced polyester shell or similar nonabsorbent material.
- G. Fire Extinguishers: Provide hand-carried, portable, UL-rated, Class A fire extinguishers for temporary offices and similar spaces. In other locations, provide hand-carried, portable, UL-rated, Class ABC, dry-chemical extinguishers, or a combination of extinguishers of NFPA-recommended classes for the exposures.
1. Comply with NFPA 10 and NFPA 241 for classification, extinguishing agent, and size required by location and class of fire exposure.

PART 3 - EXECUTION

3.1 INSTALLATION

- A. Use qualified personnel for installation of temporary facilities. Locate facilities where they will serve the Project adequately and result in minimum interference with performance of the Work. Relocate and modify facilities as required.
- B. Provide each Facility ready for use when needed to avoid delay. Maintain and modify as required. Do not remove until facilities are no longer needed or are replaced by authorized use of completed permanent facilities.

3.2 TEMPORARY UTILITY INSTALLATION

- A. General: Engage the appropriate local utility company to install temporary service or connect to existing service. Where company provides only part of the service, provide the remainder with matching, compatible materials and equipment. Comply with company recommendations.
 - 1. Arrange with company and existing users for a time when service can be interrupted, if necessary, to make connections for temporary services.
 - 2. Provide adequate capacity at each stage of construction. Prior to temporary utility availability, provide trucked-in services.
 - 3. Use Charges: Cost or use charges for temporary facilities are not chargeable to the Owner or Designer. Neither the Owner nor Designer will accept cost or use charges as a basis of claims for Change Order.
- B. Temporary Water Service: The Owner will provide water for construction purposes from the existing building system. All required temporary extensions shall be provided and removed by the Contractor. Connection points and methods of connection shall be designated and approved by the Construction Representative.
- C. Temporary Toilets: Install self-contained toilet units. Use of pit-type privies will not be permitted. Comply with regulations and health codes for the type, number, location, operation, and maintenance of fixtures and facilities. Install where facilities will best serve the Project's needs.
 - 1. Shield toilets to ensure privacy.
 - 2. Provide separate facilities for male and female personnel.
 - 3. Provide toilet tissue materials for each facility.
- D. Wash Facilities: Install wash facilities supplied with potable water at convenient locations for personnel involved in handling materials that require wash-up for a health and sanitary condition. Dispose of drainage properly. Supply cleaning compounds appropriate for each condition.
 - 1. Provide covered waste containers for used material.
- E. Provide earthen embankments and similar barriers in and around excavations and subgrade construction, sufficient to prevent flooding by runoff of storm water from heavy rains.

3.3 SUPPORT FACILITIES INSTALLATION

- A. General: Locate field offices, storage sheds, and other temporary construction and support facilities for easy access.
 - 1. Maintain support facilities until near Substantial Completion. Remove prior to Substantial Completion. Personnel remaining after Substantial Completion will be permitted to use permanent facilities, under conditions acceptable to the Owner.
- B. Storage facilities: Install storage sheds sized, furnished, and equipped to accommodate materials and equipment involved, including temporary utility service. Sheds may be open shelters or fully enclosed spaces within the building or elsewhere onsite.
- C. Construction Parking: Parking at the site will be provided in the areas designated at the Pre-Construction Meeting.
- D. Construction Parking: Contractors must be prepared to discuss their storage and parking needs at the Pre-Bid Meeting.
- E. Dewatering Facilities and Drains: For temporary drainage and dewatering facilities and operations not directly associated with construction activities included under individual Sections, comply with dewatering requirements of applicable Division 2 Sections. Where feasible, utilize the same facilities. Maintain the site, excavations, and construction free of water.
- F. Project Identification and Temporary Signs: Prepare project identification and other signs of size indicated. Install signs where indicated to inform the public and persons seeking entrance to the Project. Support on posts or framing of preservative-treated wood or steel. Do not permit installation of unauthorized signs.
 - 1. Project Identification Signs: Engage an experienced sign painter to apply graphics. Comply with details indicated.
 - 2. Temporary Signs: Prepare signs to provide directional information to construction personnel and visitors.
- G. Collection and Disposal of Waste: Collect waste from construction areas and elsewhere daily. Comply with requirements of NFPA 241 for removal of combustible waste material and debris. Enforce requirements strictly. Do not hold materials more than seven (7) days during normal weather or three (3) days when the temperature is expected to rise above 80°F (27°C). Handle hazardous, dangerous, or unsanitary waste materials separately from other waste by containerizing properly. Dispose of material lawfully.
- H. Rodent Pest Control: Before deep foundation work has been completed, retain a local exterminator or pest control company to recommend practices to minimize attraction and harboring of rodents, roaches, and other pests. Employ this service to perform extermination and control procedures at regular intervals so the Project will be free of pests and their residues at Substantial Completion. Perform control operations lawfully, using environmentally safe materials.

3.4 SECURITY AND PROTECTION FACILITIES INSTALLATION

- A. Except for use of permanent fire protection as soon as available, do not change over from use of temporary security and protection facilities to permanent facilities until Substantial Completion, or longer, as requested by the Designer.
- B. Temporary Fire Protection: Install and maintain temporary fire-protection facilities of the types needed to protect against reasonable predictable and controllable fire losses. Comply with NFPA 10 “Standard for Portable Fire Extinguishers” and NFPA 241 “Standard for Safeguarding Construction, Alterations, and Demolition Operations”.
 - 1. Locate fire extinguishers where convenient and effective for their intended purpose.
 - 2. Store combustible materials in containers in fire-safe locations.
 - 3. Maintain unobstructed access to fire extinguishers, fire hydrants, temporary fire-protection facilities, stairways, and other access routes for fighting fires. Prohibit smoking in hazardous fire-exposure areas.
 - 4. Provide supervision of welding operations, combustion-type temporary heating units, and similar sources of fire ignition.
- C. Barricades, Warning Signs, and Lights: Comply with standards and code requirements for erection of structurally adequate barricades. Paint with appropriate colors, graphics, and warning signs to inform personnel and the public of the hazard being protected against. Where appropriate and needed, provide lighting including flashing red or amber lights.
- D. Enclosure Fence: Before excavation begins, install an enclosure fence. Locate where indicated, or enclose the entire site or the portion determined sufficient to accommodate construction operations. Install in a manner that will prevent people, dogs, and other animals from easily entering the site, except by the entrance gates.
 - 1. Construction staging areas: Provide 6’ open-mesh, chain-link fencing with posts set in a compacted mixture of gravel and earth. **In-ground posts are not acceptable at Bothwell SHS.**
 - 2. Construction site / Limits of disturbance: Provide 4’ orange safety fence with painted steel posts spaced not more than 8’ (2.5m) apart. For Bothwell State Historic Site use 6’ open-mesh chain-link fence. **In-ground posts are not acceptable at Bothwell SHS.**
- 3. Storage: Where materials and equipment must be stored and are of value or attractive for theft, provide a secure lockup. Enforce discipline in connection with the installation and release of material to minimize the opportunity for theft and vandalism.
- E. Environmental Protection: Provide protection, operate temporary facilities, and conduct construction in ways and by methods that comply with environmental regulations and minimize the possibility that air, waterways, and subsoil might be contaminated or polluted or that other undesirable effects might result. Avoid use of tools and equipment that produce harmful noise. Restrict use of noisemaking tools and equipment to hours that will minimize complaints from persons or firms near the site.

3.5 OPERATION, TERMINATION AND REMOVAL

- A. Supervision: Enforce strict discipline in use of temporary facilities. Limit availability of temporary facilities to essential and intended uses to minimize waste and abuse.
- B. Maintenance: Maintain facilities in good operating condition until removal. Protect from damage by freezing temperatures and similar elements.
 - 1. Protection: Prevent water-filled piping from freezing. Maintain markers for underground lines. Protect from damage during excavation operations.
- C. Termination and Removal: Unless the Designer requests that it be maintained longer, remove each temporary facility when the need has ended, when replaced by authorized use of a permanent facility, or no later than Substantial Completion. Complete or, if necessary, restore permanent construction that may have been delayed because of interference with the temporary facility. Repair damaged Work, clean exposed surfaces, and replace construction that cannot be satisfactorily repaired.
 - 1. Materials and facilities that constitute temporary facilities are the Contractor's property. The Owner reserves the right to take possession of project identification signs.
 - 2. At Substantial Completion, clean and renovate permanent facilities used during the construction period including, but not limited to, the following:
 - a. Replace significantly worn parts and parts subject to unusual operating conditions.

END OF SECTION 015000

SECTION 015639 – TEMPORARY TREE AND PLANT PROTECTION

PART 1 - GENERAL

1.1 SUMMARY

- A. Section includes general protection and pruning of existing trees and plants that are affected by execution of the Work, whether temporary or permanent construction.

1.2 DEFINITIONS

- A. Plant-Protection Zone: Area surrounding individual trees, groups of trees, shrubs, or other vegetation to be protected during construction and indicated on Drawings.
- B. Tree-Protection Zone: Area surrounding individual trees or groups of trees to be protected during construction and defined by a circle concentric with each tree with a radius 1.5 times the diameter of the drip line unless otherwise indicated.

1.3 PREINSTALLATION MEETINGS

- A. Preinstallation Conference: Conduct conference at Project site.

1.4 ACTION SUBMITTALS

- A. Product Data: For each type of product.
- B. Shop Drawings:
 - 1. Include plans, elevations, sections, and locations of protection-zone fencing and signage, showing relation of equipment-movement routes and material storage locations with protection zones.
- C. Samples: For each type of the following:
 - 1. Organic Mulch: Sealed plastic bags labeled with composition of materials by percentage of weight and source of mulch.
 - 2. Protection-Zone Fencing: Assembled Samples.
 - 3. Protection-Zone Signage: Full-size Samples.
- D. Tree Pruning Schedule: Written schedule detailing scope and extent of pruning of trees to remain that interfere with or are affected by construction.

1.5 INFORMATIONAL SUBMITTALS

- A. Certification: From arborist, certifying that trees indicated to remain have been protected during construction according to recognized standards and that trees were promptly and properly treated and repaired when damaged.
- B. Maintenance Recommendations: From arborist, for care and protection of trees affected by construction during and after completing the Work.
- C. Existing Conditions: Documentation of existing trees and plantings indicated to remain, which establishes preconstruction conditions that might be misconstrued as damage caused by construction activities.

1.6 QUALITY ASSURANCE

- A. Arborist Qualifications: Certified Arborist as certified by ISA, licensed arborist in jurisdiction where Project is located, current member of ASCA, or registered Consulting Arborist as designated by ASCA.

1.7 FIELD CONDITIONS

- A. The following practices are prohibited within protection zones:
 - 1. Storage of construction materials, debris, or excavated material.
 - 2. Moving or parking vehicles or equipment.
 - 3. Foot traffic.
 - 4. Erection of sheds or structures.
 - 5. Impoundment of water.
 - 6. Excavation or other digging unless otherwise indicated.
 - 7. Attachment of signs to or wrapping materials around trees or plants unless otherwise indicated.
- B. Do not direct vehicle or equipment exhaust toward protection zones.
- C. Prohibit heat sources, flames, ignition sources, and smoking within or near protection zones and organic mulch.

PART 2 - PRODUCTS

2.1 MATERIALS

- A. Protection-Zone Fencing: Fencing fixed in position and meeting one of the following requirements: Previously used materials may be used when approved by Landscape Architect.
 - 1. Plastic Protection-Zone Fencing: Plastic construction fencing constructed of high-density extruded and stretched polyethylene fabric with 2-inch (50-mm) maximum opening in pattern and supported by tubular or T-shape galvanized-steel posts spaced not more than 96 inches (2400 mm) apart. High-visibility orange color.

- a. Height: 48 inches (1200 mm).
- B. Protection-Zone Signage: Shop-fabricated, rigid plastic or metal sheet with attachment holes prepunched and reinforced; legibly printed with nonfading lettering.

PART 3 - EXECUTION

3.1 EXAMINATION

- A. Erosion and Sedimentation Control: Examine the site to verify that temporary erosion- and sedimentation-control measures are in place. Verify that flows of water redirected from construction areas or generated by construction activity do not enter or cross protection zones.

3.2 PREPARATION

- A. Protect tree root systems from damage caused by runoff or spillage of noxious materials while mixing, placing, or storing construction materials. Protect root systems from ponding, eroding, or excessive wetting caused by dewatering operations.

3.3 PROTECTION ZONES

- A. Protection-Zone Fencing: Install protection-zone fencing along edges of protection zones in a manner that will prevent people from easily entering protected areas except by entrance gates.
 - 1. Posts: Set or drive posts into ground one-third the total height of the fence without concrete footings. Where a post is located on existing paving or concrete to remain, provide appropriate means of post support acceptable to Landscape Architect.
- B. Protection-Zone Signage: Install protection-zone signage in visibly prominent locations in a manner approved by Landscape Architect.
- C. Maintain protection zones free of weeds and trash.
- D. Maintain protection-zone fencing and signage in good condition as acceptable to Landscape Architect and remove when construction operations are complete and equipment has been removed from the site.

3.4 EXCAVATION

- A. General: Excavate at edge of protection zones and for trenches indicated within protection zones according to requirements in Section 312000 "Earth Moving" unless otherwise indicated.
- B. Trenching within Protection Zones: Where utility trenches are required within protection zones, excavate under or around tree roots by hand or with air spade, or tunnel under the roots by drilling, auger boring, or pipe jacking. Do not cut main lateral tree roots or taproots; cut only smaller roots that interfere with installation of utilities. Cut roots as required for root pruning.

- C. Do not allow exposed roots to dry out before placing permanent backfill.

3.5 ROOT PRUNING

- A. Prune tree roots that are affected by temporary and permanent construction. Prune roots as follows:
 - 1. Cut roots manually by digging a trench and cutting exposed roots with sharp pruning instruments; do not break, tear, chop, or slant the cuts. Do not use a backhoe or other equipment that rips, tears, or pulls roots.
 - 2. Temporarily support and protect roots from damage until they are permanently redirected and covered with soil.
 - 3. Cover exposed roots with burlap and water regularly.
 - 4. Backfill as soon as possible according to requirements in Section 312000 "Earth Moving."
- B. Root Pruning at Edge of Protection Zone: Prune tree roots by cleanly cutting all roots to the depth of the required excavation.
- C. Root Pruning within Protection Zone: Clear and excavate by hand or with air spade to the depth of the required excavation to minimize damage to tree root systems. If excavating by hand, use narrow-tine spading forks to comb soil to expose roots. Cleanly cut roots as close to excavation as possible.

3.6 CROWN PRUNING

- A. Prune branches that are affected by temporary and permanent construction. Prune branches as directed by the park Natural Resource Manager.
 - 1. Prune to remove only injured, broken, dying, or dead branches unless otherwise indicated. Do not prune for shape unless otherwise indicated.
 - 2. Do not remove or reduce living branches to compensate for root loss caused by damaging or cutting root system.
 - 3. Pruning Standards: Prune trees according to ANSI A300 (Part 1).
- B. Cut branches with sharp pruning instruments; do not break or chop.
- C. Do not paint or apply sealants to wounds.
- D. Chip removed branches and stockpile in areas approved by Landscape Architect.

3.7 REGRADING

- A. Lowering Grade: Where new finish grade is indicated below existing grade around trees, slope grade beyond the protection zone. Maintain existing grades within the protection zone.
- B. Raising Grade: Where new finish grade is indicated above existing grade around trees, slope grade beyond the protection zone. Maintain existing grades within the protection zone.

- C. Minor Fill within Protection Zone: Where existing grade is 2 inches (50 mm) or less below elevation of finish grade, fill with backfill soil. Place backfill soil in a single uncompacted layer and hand grade to required finish elevations.

3.8 FIELD QUALITY CONTROL

- A. Inspections: Engage a qualified arborist to direct plant-protection measures in the vicinity of trees, shrubs, and other vegetation indicated to remain and to prepare inspection reports.

3.9 REPAIR AND REPLACEMENT

- A. General: Repair or replace trees, shrubs, and other vegetation indicated to remain or to be relocated that are damaged by construction operations, in a manner approved by Landscape Architect.
 - 1. Perform repairs of damaged trunks, branches, and roots within 24 hours according to arborist's written instructions.
 - 2. Replace trees and other plants that cannot be repaired and restored to full-growth status, as determined by Landscape Architect.
- B. Excess Mulch: Rake mulched area within protection zones, being careful not to injure roots. Rake to loosen and remove mulch that exceeds a 2-inch uniform thickness to remain.

3.10 DISPOSAL OF SURPLUS AND WASTE MATERIALS

- A. Disposal: Remove excess excavated material, displaced trees, trash, and debris and legally dispose of them off Owner's property.

END OF SECTION 015639

SECTION 017400 – CLEANING

PART 1 - GENERAL

1.1 RELATED DOCUMENTS

- A. Drawings and general provisions of the Contract including General and Supplementary Conditions, Bid Form, and other Division 1 Specification Sections apply to this Section.

1.2 SUMMARY

- A. This Section includes administrative and procedural requirements for cleaning during the Project.
- B. Environmental Requirements: Conduct cleaning and waste-disposal operations in compliance with local laws and ordinances. Comply fully with federal and local environmental and anti-pollution regulations.
 - 1. Do not dispose of volatile wastes such as mineral spirits, oil, or paint thinner in storm or sanitary drains.
 - 2. Burning or burying of debris, rubbish, or other waste material on the premises is not permitted.

PART 2 - PRODUCTS

2.1 MATERIALS

- A. Cleaning Agents: Use cleaning materials and agents recommended by the manufacturer or fabricator for the surface to be cleaned. Do not use cleaning agents that are potentially hazardous to health or property or that might damage finished surfaces.

PART 3 - EXECUTION

3.1 PROGRESS CLEANING

- A. General
 - 1. Retain all stored items in an orderly arrangement allowing maximum access, not impeding drainage or traffic, and providing the required protection of materials.
 - 2. Do not allow the accumulation of scrap, debris, waste material, and other items not required for construction of this Work.
 - 3. At least twice each month, and more often if necessary, completely remove all scrap, debris, and waste material from the jobsite.
 - 4. Provide adequate storage for all items awaiting removal from the jobsite, observing all requirements for fire protection and protection of the ecology.
- B. Site
 - 1. Daily, inspect the site and pick up all scrap, debris, and waste material. Remove all such items to the place designated for their storage.

2. Weekly, inspect all arrangements of materials stored onsite. Re-stack, tidy, or otherwise service all material arrangements.
3. Maintain the site in a neat and orderly condition at all times.

3.2 FINAL CLEANING

- A. General: Provide final cleaning operations when indicated. Employ experienced workers or professional cleaners for final cleaning. Clean each surface or unit of Work to the condition expected from a commercial building cleaning and maintenance program. Comply with manufacturer's instructions.
- B. Complete the following cleaning operations before requesting inspection for certification of Substantial Completion for the entire Project or a portion of the Project.
 1. Clean the Project Site, yard and grounds, in areas disturbed by construction activities including landscape development areas, of rubbish, waste material, litter, and foreign substances.
 2. Sweep paved areas broom clean. Rake grounds that are neither planted nor paved to a smooth, even-textured surface.
 3. Remove petrochemical spills, stains, and other foreign deposits.
 4. Remove tools, construction equipment, machinery, and surplus material from the site.
 5. Remove snow and ice to provide safe access to the building.
 6. Clean exposed exterior and interior hard-surfaced finishes to a dirt-free condition, free of stains, films, and similar foreign substances. Avoid disturbing natural weathering of exterior surfaces. Restore reflective surfaces to their original condition.
 7. Broom clean concrete floors in unoccupied spaces.
 8. Remove labels that are not permanent labels.
 9. Touch up and otherwise repair and restore marred, exposed finishes and surfaces. Replace finishes and surfaces that cannot be satisfactorily repaired or restored or that already show evidence of repair or restoration.
 - a. Do not paint over "UL" and similar labels, including mechanical and electrical nameplates.
 10. Clean plumbing fixtures to a sanitary condition free of stains, including stains resulting from water exposure.
 11. Leave the Project clean and ready for occupancy.
- C. Pest Control: Engage an experienced, licensed exterminator to make a final inspection and rid the Project of rodents, insects, and other pests. Comply with regulations of local authorities.
- D. Removal of Protection: Remove temporary protection and facilities installed during construction to protect previously completed installations during the remainder of the construction period.

- E. Complies: Comply with governing regulations and safety standards for cleaning operations. Remove waste materials from the site and dispose of lawfully.
 - 1. Where extra materials of value remain after Final Acceptance by the Owner, they become the Owner's property.

END OF SECTION 017400

SECTION 017900 - DEMONSTRATION AND TRAINING

PART 1 - GENERAL

1.1 RELATED DOCUMENTS

- A. Drawings and general provisions of the Contract, including General and Supplementary Conditions and other Division 01 Specification Sections, apply to this Section.

1.2 SUMMARY

- A. Section includes administrative and procedural requirements for instructing Owner's personnel, including the following:
 - 1. Demonstration of operation of systems, subsystems, and equipment.
 - 2. Training in operation and maintenance of systems, subsystems, and equipment.
 - 3. Demonstration and training video recordings.

1.3 INFORMATIONAL SUBMITTALS

- A. Instruction Program: Submit outline of instructional program for demonstration and training, including a list of training modules and a schedule of proposed dates, times, length of instruction time, and instructors' names for each training module. Include learning objective and outline for each training module.
- B. Attendance Record: For each training module, submit list of participants and length of instruction time.
- C. Evaluations: For each participant and for each training module, submit results and documentation of performance-based test.

1.4 CLOSEOUT SUBMITTALS

- A. Demonstration and Training Video Recordings: Submit two copies within seven days of end of each training module.
 - 1. Identification: On each copy, provide an applied label with the following information:
 - a. Name of Project.
 - b. Name and address of videographer.
 - c. Name of Architect.
 - d. Name of Construction Manager.
 - e. Name of Contractor.
 - f. Date of video recording.
 - 2. Transcript: Prepared in PDF electronic format. Include a cover sheet with same label information as the corresponding video recording and a table of contents with links to corresponding training components. Include name of Project and date of video recording on each page.

3. At completion of training, submit complete training manual(s) for Owner's use in PDF electronic file format on compact disc.

1.5 QUALITY ASSURANCE

- A. Facilitator Qualifications: A firm or individual experienced in training or educating maintenance personnel in a training program similar in content and extent to that indicated for this Project, and whose work has resulted in training or education with a record of successful learning performance.
- B. Instructor Qualifications: A factory-authorized service representative experienced in operation and maintenance procedures and training.
- C. Preinstruction Conference: Conduct conference at Project site to comply with requirements in Section 013100 "Coordination". Review methods and procedures related to demonstration and training including, but not limited to, the following:
 1. Inspect and discuss locations and other facilities required for instruction.
 2. Review and finalize instruction schedule and verify availability of educational materials, instructors' personnel, audiovisual equipment, and facilities needed to avoid delays.
 3. Review required content of instruction.
 4. For instruction that must occur outside, review weather and forecasted weather conditions and procedures to follow if conditions are unfavorable.

1.6 COORDINATION

- A. Coordinate instruction schedule with Owner's operations. Adjust schedule as required to minimize disrupting Owner's operations and to ensure availability of Owner's personnel.
- B. Coordinate instructors, including providing notification of dates, times, length of instruction time, and course content.
- C. Coordinate content of training modules with content of approved emergency, operation, and maintenance manuals. Do not submit instruction program until operation and maintenance data has been reviewed and approved by Architect.

PART 2 - PRODUCTS

2.1 INSTRUCTION PROGRAM

- A. Program Structure: Develop an instruction program that includes individual training modules for each system and for equipment not part of a system, as required by individual Specification Sections.
- B. Training Modules: Develop a learning objective and teaching outline for each module. Include a description of specific skills and knowledge that participant is expected to master. For each module, include instruction for the following as applicable to the system, equipment, or component:
 1. Basis of System Design, Operational Requirements, and Criteria: Include the following:

- a. System, subsystem, and equipment descriptions.
 - b. Performance and design criteria if Contractor is delegated design responsibility.
 - c. Operating standards.
 - d. Regulatory requirements.
 - e. Equipment function.
 - f. Operating characteristics.
 - g. Limiting conditions.
 - h. Performance curves.
2. Documentation: Review the following items in detail:
- a. Emergency manuals.
 - b. Operations manuals.
 - c. Maintenance manuals.
 - d. Project record documents.
 - e. Identification systems.
 - f. Warranties and bonds.
 - g. Maintenance service agreements and similar continuing commitments.
3. Emergencies: Include the following, as applicable:
- a. Instructions on meaning of warnings, trouble indications, and error messages.
 - b. Instructions on stopping.
 - c. Shutdown instructions for each type of emergency.
 - d. Operating instructions for conditions outside of normal operating limits.
 - e. Sequences for electric or electronic systems.
 - f. Special operating instructions and procedures.
4. Operations: Include the following, as applicable:
- a. Startup procedures.
 - b. Equipment or system break-in procedures.
 - c. Routine and normal operating instructions.
 - d. Regulation and control procedures.
 - e. Control sequences.
 - f. Safety procedures.
 - g. Instructions on stopping.
 - h. Normal shutdown instructions.
 - i. Operating procedures for emergencies.
 - j. Operating procedures for system, subsystem, or equipment failure.
 - k. Seasonal and weekend operating instructions.
 - l. Required sequences for electric or electronic systems.
 - m. Special operating instructions and procedures.
5. Adjustments: Include the following:
- a. Alignments.
 - b. Checking adjustments.
 - c. Noise and vibration adjustments.
 - d. Economy and efficiency adjustments.

6. Troubleshooting: Include the following:
 - a. Diagnostic instructions.
 - b. Test and inspection procedures.
7. Maintenance: Include the following:
 - a. Inspection procedures.
 - b. Types of cleaning agents to be used and methods of cleaning.
 - c. List of cleaning agents and methods of cleaning detrimental to product.
 - d. Procedures for routine cleaning
 - e. Procedures for preventive maintenance.
 - f. Procedures for routine maintenance.
 - g. Instruction on use of special tools.
8. Repairs: Include the following:
 - a. Diagnosis instructions.
 - b. Repair instructions.
 - c. Disassembly; component removal, repair, and replacement; and reassembly instructions.
 - d. Instructions for identifying parts and components.
 - e. Review of spare parts needed for operation and maintenance.

PART 3 - EXECUTION

3.1 PREPARATION

- A. Assemble educational materials necessary for instruction, including documentation and training module. Assemble training modules into a training manual organized in coordination with requirements in Section 007213 "General Conditions".
- B. Set up instructional equipment at instruction location.

3.2 INSTRUCTION

- A. Engage qualified instructors to instruct Owner's personnel to adjust, operate, and maintain systems, subsystems, and equipment not part of a system.
 1. Architect will furnish an instructor to describe basis of system design, operational requirements, criteria, and regulatory requirements.
 2. Owner will furnish an instructor to describe Owner's operational philosophy.
 3. Owner will furnish Contractor with names and positions of participants.
- B. Scheduling: Provide instruction at mutually agreed on times. For equipment that requires seasonal operation, provide similar instruction at start of each season.
 1. Schedule training with Owner with at least seven days' advance notice.

- C. Training Location and Reference Material: Conduct training on-site in the completed and fully operational facility using the actual equipment in-place. Conduct training using final operation and maintenance data submittals.
- D. Cleanup: Collect used and leftover educational materials and remove from Project site. Remove instructional equipment. Restore systems and equipment to condition existing before initial training use.

3.3 DEMONSTRATION AND TRAINING VIDEO RECORDINGS

- A. General: Engage a qualified commercial videographer to record demonstration and training video recordings. Record each training module separately. Include classroom instructions and demonstrations, board diagrams, and other visual aids, but not student practice.
 - 1. At beginning of each training module, record each chart containing learning objective and lesson outline.
- B. Video: Provide minimum 640 x 480 video resolution converted to format file type acceptable to Owner, on electronic media.
 - 1. Electronic Media: Read-only format compact disc acceptable to Owner, with commercial-grade graphic label.
 - 2. File Hierarchy: Organize folder structure and file locations according to project manual table of contents. Provide complete screen-based menu.
 - 3. File Names: Utilize file names based upon name of equipment generally described in video segment, as identified in Project specifications.
 - 4. Contractor and Installer Contact File: Using appropriate software, create a file for inclusion on the Equipment Demonstration and Training DVD that describes the following for each Contractor involved on the Project, arranged according to Project table of contents:
 - a. Name of Contractor/Installer.
 - b. Business address.
 - c. Business phone number.
 - d. Point of contact.
 - e. E-mail address.
- C. Recording: Mount camera on tripod before starting recording, unless otherwise necessary to adequately cover area of demonstration and training. Display continuous running time.
 - 1. Film training session(s) in segments not to exceed 15 minutes.
 - a. Produce segments to present a single significant piece of equipment per segment.
 - b. Organize segments with multiple pieces of equipment to follow order of Project Manual table of contents.
 - c. Where a training session on a particular piece of equipment exceeds 15 minutes, stop filming and pause training session. Begin training session again upon commencement of new filming segment.
- D. Light Levels: Verify light levels are adequate to properly light equipment. Verify equipment markings are clearly visible prior to recording.

1. Furnish additional portable lighting as required.
- E. Narration: Describe scenes on video recording by audio narration by microphone while video recording is recorded. Include description of items being viewed.
- F. Transcript: Provide a transcript of the narration. Display images and running time captured from videotape opposite the corresponding narration segment.
- G. Preproduced Video Recordings: Provide video recordings used as a component of training modules in same format as recordings of live training.

END OF SECTION 017900

SECTION 022113.23 – ARCHEOLOGICAL SURVEYS

PART 1 - GENERAL

1.1 SUMMARY

- A. The owner will furnish an archeologist to monitor excavations.

PART 2 - PRODUCTS (NOT USED)

PART 3 - EXECUTION

3.1 PROCEDURES FOR UNANTICIPATED DISCOVERY OF ARCHEOLOGICAL MATERIALS

- A. If during the course of work, any objects or remains of potential historical, archaeological, or scientific significance*are unexpectedly encountered, the following actions shall be undertaken to ensure compliance with state and federal laws, as applicable:
 - 1. Work shall be suspended within a 50 foot radius of the discovery to prevent further disturbance or unauthorized removal of such items;
 - 2. The Missouri State Parks Cultural Resource Management (CRM) Section shall be notified immediately (Michael Ohnersorgen, Archaeologist, 573-751-8258; Kim Dillon, CRM Section Chief, 573-526-0976);.
 - 3. Sufficient action shall be taken to secure and protect the integrity of the discovery without further damaging or disturbing it.
- B. CRM, shall, as appropriate, contact and consult with the State Historic Preservation Office (SHPO), appropriate federal agencies and/or landowners, and relevant tribal authorities, and determine an appropriate course of action for removal, treatment, or preservation of such remains. Work in the vicinity of any such discovery may be suspended until such a determination is made and/or until salvage is accomplished.
 - 1. Daily, inspect the site and pick up all scrap, debris, and waste material. Remove all such items to the place designated for their storage.
 - 2. Weekly, inspect all arrangements of materials stored on the site. Re-stack, tidy, or otherwise service all material arrangements.
 - 3. Maintain the site in a neat and orderly condition at all times.
- C. Such objects or remains may include, but are not limited to, ruins, buildings or structural remains, artifacts or relics (e.g., arrowheads, pottery, historic metal or glass), fossils, or unusual soil discolorations or deposits that might indicate a cultural feature, such as a cooking hearth), or other objects of antiquity that may have significance from a historical or scientific standpoint. If you are unsure about potential remains, please suspend work and contact CRM to identify and provide guidance.

3.2 PROCEDURES FOR UNANTICIPATED DISCOVERY OF HUMAN REMAINS

- A. If, during the course of work, any human skeletal remains or unmarked human burials are unexpectedly encountered, the following actions shall be undertaken to ensure compliance with state and federal laws, as applicable.
 - 1. Work shall be suspended within a 50 foot radius of the discovery to prevent further disturbance or unauthorized removal of such items;
 - 2. The land owner shall be contacted immediately and informed, and the Missouri State Parks Cultural Resource Management (CRM) Section shall be notified immediately (Michael Ohnorsorgen, Archaeologist, 573-751-8258; Kim Dillon, CRM Section Chief, 573-526-0976);.
 - 3. Sufficient action shall be taken to secure and protect the integrity of the discovery without further damaging or disturbing it.
- B. The land-owner or CRM shall contact the County Sherriff to determine if the site is an active crime scene. If the appropriate law enforcement officials determine the site is not an active crime scene, the owner or CRM will contact and inform the SHPO, appropriate federal agencies, and relevant tribal authorities to determine an appropriate course of action. Work in the vicinity of any such discovery may be suspended until such a determination is made and appropriate action has been completed.

3.3 FINAL CLEANING

- A. Provide final cleaning operations per Section 017400 "Cleaning".

END OF SECTION 022113.23

SECTION 024119 - SELECTIVE DEMOLITION

PART 1 - GENERAL

1.1 SUMMARY

- A. Section Includes:
 - 1. Demolition and removal of selected site elements.
 - 2. Salvage of existing items to be reused or recycled.

1.2 MATERIALS OWNERSHIP

- A. Unless otherwise indicated, demolition waste becomes property of Contractor.
- B. Historic items, relics, antiques, and similar objects including, but not limited to, cornerstones and their contents, commemorative plaques and tablets, and other items of interest or value to Owner that may be uncovered during demolition remain the property of Owner.
 - 1. Carefully salvage in a manner to prevent damage and promptly return to Owner.

1.3 PREINSTALLATION MEETINGS

- A. Predemolition Conference: Conduct conference at Project site.

1.4 INFORMATIONAL SUBMITTALS

- A. Proposed Protection Measures: Submit report, including Drawings, that indicates the measures proposed for protecting individuals and property, for environmental protection. Indicate proposed locations and construction of barriers.
- B. Schedule of selective demolition activities with starting and ending dates for each activity.
- C. Predemolition photographs or video.

1.5 CLOSEOUT SUBMITTALS

- A. Inventory of items that have been removed and salvaged.

1.6 QUALITY ASSURANCE

1.7 FIELD CONDITIONS

- A. Owner will occupy portions of site immediately adjacent to selective demolition area. Conduct selective demolition so Owner's operations will not be disrupted.
- B. Conditions existing at time of inspection for bidding purpose will be maintained by Owner as far as practical.
 - 1. Before selective demolition, Owner will remove and store, or just remove, the following items:
 - a. Confederate Memorial SHS – existing play equipment, footings and edging; trash enclosure and picnic tables. Do not disturb drinking fountain.
 - b. Knob Noster SP Campground - existing play equipment, footings and edging; trash enclosure and picnic tables. Do not disturb existing bench.
 - c. Bothwell Lodge SHS - existing play equipment, footings and edging; existing trash enclosure.
- C. Notify Architect of discrepancies between existing conditions and Drawings before proceeding with selective demolition.
- D. Hazardous Materials: It is not expected that hazardous materials will be encountered in the Work.
 - 1. Hazardous materials will be removed by Owner before start of the Work.
 - 2. If suspected hazardous materials are encountered, do not disturb; immediately notify Architect and Owner. Hazardous materials will be removed by Owner under a separate contract.
- E. Storage or sale of removed items or materials on-site is not permitted.
- F. Utility Service: Maintain existing utilities indicated to remain in service and protect them against damage during selective demolition operations.
- G. Arrange selective demolition schedule so as not to interfere with Owner's operations.

1.8 WARRANTY

- A. Existing Warranties: Remove, replace, patch, and repair materials and surfaces cut or damaged during selective demolition, by methods and with materials and using approved contractors so as not to void existing warranties.

PART 2 - PRODUCTS

2.1 PERFORMANCE REQUIREMENTS

- A. Regulatory Requirements: Comply with governing EPA notification regulations before beginning selective demolition. Comply with hauling and disposal regulations of authorities having jurisdiction.
- B. Standards: Comply with ASSE A10.6 and NFPA 241.

PART 3 - EXECUTION

3.1 EXAMINATION

- A. Verify that utilities have been disconnected and capped before starting selective demolition operations.
- B. Inventory and record the condition of items to be removed and salvaged.

3.2 UTILITY SERVICES AND MECHANICAL/ELECTRICAL SYSTEMS

- A. Existing Services/Systems to Remain: Maintain services/systems indicated to remain and protect them against damage.
- B. Existing Services/Systems to Be Removed, Relocated, or Abandoned: Locate, identify, disconnect, and seal or cap off utility services and mechanical/electrical systems serving areas to be selectively demolished.
 - 1. Owner will arrange to shut off indicated services/systems when requested by Contractor.
 - 2. Arrange to shut off utilities with utility companies.
 - 3. If services/systems are required to be removed, relocated, or abandoned, provide temporary services/systems that bypass area of selective demolition and that maintain continuity of services/systems to other parts of building.

3.3 PROTECTION

- A. Temporary Protection: Provide temporary barricades and other protection required to prevent injury to people and damage to adjacent buildings and facilities to remain.
- B. Temporary Shoring: Design, provide, and maintain shoring, bracing, and structural supports as required to preserve stability and prevent movement, settlement, or collapse of construction and finishes to remain, and to prevent unexpected or uncontrolled movement or collapse of construction being demolished.
- C. Remove temporary barricades and protections where hazards no longer exist.

3.4 SELECTIVE DEMOLITION

- A. General: Demolish and remove existing construction only to the extent required by new construction and as indicated. Use methods required to complete the Work within limitations of governing regulations and as follows:
 - 1. Neatly cut openings and holes plumb, square, and true to dimensions required. Use cutting methods least likely to damage construction to remain or adjoining construction. Use hand tools or small power tools designed for sawing or grinding, not hammering and chopping. Temporarily cover openings to remain.
 - 2. Cut or drill from the exposed or finished side into concealed surfaces to avoid marring existing finished surfaces.
 - 3. Do not use cutting torches until work area is cleared of flammable materials. At concealed spaces, such as duct and pipe interiors, verify condition and contents of hidden space before starting flame-cutting operations. Maintain portable fire-suppression devices during flame-cutting operations.
 - 4. Maintain fire watch during and for at least 1 hour after flame-cutting operations.
 - 5. Locate selective demolition equipment and remove debris and materials so as not to impose excessive loads on supporting walls, floors, or framing.
 - 6. Dispose of demolished items and materials promptly. Comply with requirements in Section 017419 "Construction Waste Management and Disposal."
- B. Site Access and Temporary Controls: Conduct selective demolition and debris-removal operations to ensure minimum interference with roads, streets, walks, walkways, and other adjacent occupied and used facilities.
- C. Removed and Salvaged Items:
 - 1. Clean salvaged items.
 - 2. Pack or crate items after cleaning. Identify contents of containers.
 - 3. Store items in a secure area until delivery to Owner.
 - 4. Transport items to Owner's storage area designated by Owner.
 - 5. Protect items from damage during transport and storage.
- D. Removed and Reinstalled Items:
 - 1. Clean and repair items to functional condition adequate for intended reuse.
 - 2. Pack or crate items after cleaning and repairing. Identify contents of containers.
 - 3. Protect items from damage during transport and storage.
 - 4. Reinstall items in locations indicated. Comply with installation requirements for new materials and equipment. Provide connections, supports, and miscellaneous materials necessary to make item functional for use indicated.
- E. Existing Items to Remain: Protect construction indicated to remain against damage and soiling during selective demolition. When permitted by Architect, items may be removed to a suitable, protected storage location during selective demolition and cleaned and reinstalled in their original locations after selective demolition operations are complete.

3.5 CLEANING

- A. Remove demolition waste materials from Project site and dispose of them in an EPA-approved construction and demolition waste landfill acceptable to authorities having jurisdiction and recycle or dispose of them according to Section 017419 "Construction Waste Management and Disposal."
 - 1. Do not allow demolished materials to accumulate on-site.
 - 2. Remove and transport debris in a manner that will prevent spillage on adjacent surfaces and areas.
 - 3. Comply with requirements specified in Section 017419 "Construction Waste Management and Disposal."
- B. Burning: Do not burn demolished materials.
- C. Clean adjacent structures and improvements of dust, dirt, and debris caused by selective demolition operations. Return adjacent areas to condition existing before selective demolition operations began.

END OF SECTION 024119

SECTION 033000 - CAST-IN-PLACE CONCRETE

PART 1 - GENERAL

1.1 SUMMARY

- A. Section includes cast-in-place concrete, including formwork, reinforcement, concrete materials, mixture design, placement procedures, and finishes for:
 - Curb edge for playground surfacing
- B. Related Requirements:
 - 1. Section 312000 "Earth Moving" for drainage fill under slabs-on-grade.

1.2 ACTION SUBMITTALS

- A. Product Data: For each type of product.
- B. Design Mixtures: For each concrete mixture.
- C. Steel Reinforcement Shop Drawings: Placing Drawings that detail fabrication, bending, and placement.

1.3 INFORMATIONAL SUBMITTALS

- A. Material certificates.
- B. Material test reports.
- C. Formwork Shop Drawings: Prepared by or under the supervision of a qualified professional engineer, detailing fabrication, assembly, and support of formwork.

1.4 QUALITY ASSURANCE

- A. Manufacturer Qualifications: A firm experienced in manufacturing ready-mixed concrete products and that complies with ASTM C 94/C 94M requirements for production facilities and equipment.
 - 1. Manufacturer certified according to NRMCA's "Certification of Ready Mixed Concrete Production Facilities."
- B. Testing Agency Qualifications: An independent agency, acceptable to authorities having jurisdiction, qualified according to ASTM C 1077 and ASTM E 329 for testing indicated.

1.5 PRECONSTRUCTION TESTING

- A. Preconstruction Testing Service: Engage a qualified testing agency to perform preconstruction testing on concrete mixtures.

1.6 FIELD CONDITIONS

- A. Cold-Weather Placement: Comply with ACI 306.1.
 - 1. Do not use calcium chloride, salt, or other materials containing antifreeze agents or chemical accelerators unless otherwise specified and approved in mixture designs.
- B. Hot-Weather Placement: Comply with ACI 301 (ACI 301M) and ACI 305.1.

PART 2 - PRODUCTS

2.1 CONCRETE, GENERAL

- A. ACI Publications: Comply with the following unless modified by requirements in the Contract Documents:
 - 1. ACI 301 (ACI 301M).
 - 2. ACI 117 (ACI 117M).

2.2 FORM-FACING MATERIALS

- A. Smooth-Formed Finished Concrete: Form-facing panels that provide continuous, true, and smooth concrete surfaces. Furnish in largest practicable sizes to minimize number of joints.

2.3 STEEL REINFORCEMENT

- A. Reinforcing Bars: ASTM A 615/A 615M, Grade 60 (Grade 420), deformed.
- B. Low-Alloy-Steel Reinforcing Bars: ASTM A 706/A 706M, deformed.
- C. Epoxy-Coated Reinforcing Bars: ASTM A 615/A 615M, Grade 60 (Grade 420), deformed bars, ASTM A 775/A 775M or ASTM A 934/A 934M, epoxy coated, with less than 2 percent damaged coating in each 12-inch (300-mm) bar length.
- D. Epoxy-Coated Welded-Wire Reinforcement: ASTM A 884/A 884M, Class A coated, Type 1, deformed steel.
- E. Bar Supports: Bolsters, chairs, spacers, and other devices for spacing, supporting, and fastening reinforcing bars and welded-wire reinforcement in place. Manufacture bar supports from steel wire, plastic, or precast concrete according to CRSI's "Manual of Standard Practice."

2.4 CONCRETE MATERIALS

A. Cementitious Materials:

1. Portland Cement: ASTM C 150/C 150M, Type I/II, gray.
2. Fly Ash: ASTM C 618, Class F or C.

B. Normal-Weight Aggregates: ASTM C 33/C 33M, graded.

1. Maximum Coarse-Aggregate Size: 1 inch (25 mm) nominal.
2. Fine Aggregate: Free of materials with deleterious reactivity to alkali in cement.

C. Air-Entraining Admixture: ASTM C 260/C 260M.

D. Chemical Admixtures: Certified by manufacturer to be compatible with other admixtures and that do not contribute water-soluble chloride ions exceeding those permitted in hardened concrete. Do not use calcium chloride or admixtures containing calcium chloride.

1. Water-Reducing Admixture: ASTM C 494/C 494M, Type A.
2. Retarding Admixture: ASTM C 494/C 494M, Type B.
3. Water-Reducing and Retarding Admixture: ASTM C 494/C 494M, Type D.
4. High-Range, Water-Reducing Admixture: ASTM C 494/C 494M, Type F.
5. High-Range, Water-Reducing and Retarding Admixture: ASTM C 494/C 494M, Type G.
6. Plasticizing and Retarding Admixture: ASTM C 1017/C 1017M, Type II.

E. Water: ASTM C 94/C 94M and potable.

2.5 CURING MATERIALS

A. Evaporation Retarder: Waterborne, monomolecular film forming, manufactured for application to fresh concrete.

B. Absorptive Cover: AASHTO M 182, Class 2, burlap cloth made from jute or kenaf, weighing approximately 9 oz./sq. yd. (305 g/sq. m) when dry.

C. Moisture-Retaining Cover: ASTM C 171, polyethylene film or white burlap-polyethylene sheet.

D. Water: Potable.

E. Clear, Waterborne, Membrane-Forming Curing and Sealing Compound: ASTM C 1315, Type 1, Class A.

2.6 RELATED MATERIALS

A. Expansion- and Isolation-Joint-Filler Strips: ASTM D 1751, asphalt-saturated cellulosic fiber.

2.7 CONCRETE MIXTURES, GENERAL

- A. Prepare design mixtures for each type and strength of concrete, proportioned on the basis of laboratory trial mixture or field test data, or both, according to ACI 301 (ACI 301M).
- B. Cementitious Materials: Use fly ash, pozzolan, slag cement, and silica fume as needed to reduce the total amount of portland cement, which would otherwise be used, by not less than 40 percent.
- C. Admixtures: Use admixtures according to manufacturer's written instructions.
 - 1. Use water-reducing admixture in concrete, as required, for placement and workability.
 - 2. Use water-reducing and -retarding admixture when required by high temperatures, low humidity, or other adverse placement conditions.
 - 3. Use water-reducing admixture in pumped concrete, concrete for heavy-use industrial slabs and parking structure slabs, concrete required to be watertight, and concrete with a w/c ratio below 0.50.

2.8 CONCRETE MIXTURES FOR BUILDING ELEMENTS

- A. Normal-Weight Concrete:
 - 1. Minimum Compressive Strength: 4,500 psi (31 MPa) at 28 days.
 - 2. Maximum W/C Ratio: 0.50.
 - 3. Slump Limit: 4 inches (100 mm), plus or minus 1 inch (25 mm).
 - 4. Air Content: 6 percent, plus or minus 1.5 percent at point of delivery for 1-inch (25-mm) nominal maximum aggregate size.
 - 5. Air Content: Do not allow air content of trowel-finished floors to exceed 3 percent.

2.9 FABRICATING REINFORCEMENT

- A. Fabricate steel reinforcement according to CRSI's "Manual of Standard Practice."

2.10 CONCRETE MIXING

- A. Ready-Mixed Concrete: Measure, batch, mix, and deliver concrete according to ASTM C 94/C 94M, and furnish batch ticket information.
 - 1. When air temperature is between 85 and 90 deg F (30 and 32 deg C), reduce mixing and delivery time from 1-1/2 hours to 75 minutes; when air temperature is above 90 deg F (32 deg C), reduce mixing and delivery time to 60 minutes.

PART 3 - EXECUTION

3.1 FORMWORK INSTALLATION

- A. Design, erect, shore, brace, and maintain formwork, according to ACI 301 (ACI 301M), to support vertical, lateral, static, and dynamic loads, and construction loads that might be applied, until structure can support such loads.
- B. Construct formwork so concrete members and structures are of size, shape, alignment, elevation, and position indicated, within tolerance limits of ACI 117 (ACI 117M).
- C. Radius exterior corners and edges of permanently exposed concrete.

3.2 EMBEDDED ITEM INSTALLATION

- A. Place and secure anchorage devices and other embedded items required for adjoining work that is attached to or supported by cast-in-place concrete. Use setting drawings, templates, diagrams, instructions, and directions furnished with items to be embedded.

3.3 STEEL REINFORCEMENT INSTALLATION

- A. General: Comply with CRSI's "Manual of Standard Practice" for fabricating, placing, and supporting reinforcement.
 - 1. Do not cut or puncture vapor retarder. Repair damage and reseal vapor retarder before placing concrete.

3.4 JOINTS

- A. General: Construct joints true to line with faces perpendicular to surface plane of concrete.
- B. Construction Joints: Install so strength and appearance of concrete are not impaired, at locations indicated or as approved by Architect.
- C. Contraction Joints in Slabs-on-Grade: Form weakened-plane contraction joints, sectioning concrete into areas as indicated. Construct contraction joints for a depth equal to at least one-fourth of concrete thickness as follows:
 - 1. Grooved Joints: Form contraction joints after initial floating by grooving and finishing each edge of joint to a radius of 1/8 inch (3.2 mm). Repeat grooving of contraction joints after applying surface finishes. Eliminate groover tool marks on concrete surfaces.
 - 2. Sawed Joints: Form contraction joints with power saws equipped with shatterproof abrasive or diamond-rimmed blades. Cut 1/8-inch- (3.2-mm-) wide joints into concrete when cutting action does not tear, abrade, or otherwise damage surface and before concrete develops random contraction cracks.

- D. Isolation Joints in Slabs-on-Grade: After removing formwork, install joint-filler strips at slab junctions with vertical surfaces, such as column pedestals, foundation walls, grade beams, and other locations, as indicated.

3.5 CONCRETE PLACEMENT

- A. Before placing concrete, verify that installation of formwork, reinforcement, and embedded items is complete and that required inspections are completed.
- B. Deposit concrete continuously in one layer or in horizontal layers of such thickness that no new concrete is placed on concrete that has hardened enough to cause seams or planes of weakness. If a section cannot be placed continuously, provide construction joints as indicated. Deposit concrete to avoid segregation.
 - 1. Consolidate placed concrete with mechanical vibrating equipment according to ACI 301 (ACI 301M).

3.6 FINISHING FORMED SURFACES

- A. Rubbed Finish: Apply the following to smooth-formed-finished as-cast concrete where exposed to public view, with the exception of curb and gutter:
 - 1. Smooth-Rubbed Finish: Not later than one day after form removal, moisten concrete surfaces and rub with carborundum brick or another abrasive until producing a uniform color and texture. Do not apply cement grout other than that created by the rubbing process.
- B. Related Unformed Surfaces: At tops of walls, horizontal offsets, and similar unformed surfaces adjacent to formed surfaces, strike off smooth and finish with a texture matching adjacent formed surfaces. Continue final surface treatment of formed surfaces uniformly across adjacent unformed surfaces unless otherwise indicated.

3.7 FINISHING CURB

- A. General: Comply with ACI 302.1R recommendations for screeding, restraightening, and finishing operations for concrete surfaces. Do not wet concrete surfaces.
- B. Broom Finish: Apply a broom finish to exterior concrete curb, and elsewhere as indicated.
 - 1. Slightly roughen trafficked surface by brooming with fiber-bristle broom perpendicular to main traffic route. Coordinate required final finish with Architect before application.

3.8 CONCRETE PROTECTING AND CURING

- A. General: Protect freshly placed concrete from premature drying and excessive cold or hot temperatures. Comply with ACI 306.1 for cold-weather protection and ACI 305.1 for hot-weather protection during curing.

- B. Evaporation Retarder: Apply evaporation retarder to unformed concrete surfaces if hot, dry, or windy conditions cause moisture loss approaching 0.2 lb/sq. ft. x h (1 kg/sq. m x h) before and during finishing operations. Apply according to manufacturer's written instructions after placing, screeding, and bull floating or darbying concrete, but before float finishing.
- C. Formed Surfaces: Cure formed concrete surfaces, including underside of beams, supported slabs, and other similar surfaces. If forms remain during curing period, moist cure after loosening forms. If removing forms before end of curing period, continue curing for remainder of curing period.
- D. Cure concrete according to ACI 308.1, by one or a combination of the following methods:
 - 1. Moisture Curing: Keep surfaces continuously moist for not less than seven days.
 - 2. Moisture-Retaining-Cover Curing: Cover concrete surfaces with moisture-retaining cover for curing concrete, placed in widest practicable width, with sides and ends lapped at least 12 inches (300 mm), and sealed by waterproof tape or adhesive. Cure for not less than seven days. Immediately repair any holes or tears during curing period, using cover material and waterproof tape.
 - 3. Curing Compound: Apply uniformly in continuous operation by power spray or roller according to manufacturer's written instructions. Recoat areas subjected to heavy rainfall within three hours after initial application. Maintain continuity of coating and repair damage during curing period.
 - a. Removal: After curing period has elapsed, remove curing compound without damaging concrete surfaces by method recommended by curing compound manufacturer.
 - 4. Curing and Sealing Compound: Apply uniformly to floors and slabs indicated in a continuous operation by power spray or roller according to manufacturer's written instructions. Recoat areas subjected to heavy rainfall within three hours after initial application. Repeat process 24 hours later and apply a second coat. Maintain continuity of coating and repair damage during curing period.

3.9 CONCRETE SURFACE REPAIRS

- A. Defective Concrete: Repair and patch defective areas when approved by Landscape Architect. Remove and replace concrete that cannot be repaired and patched to Landscape Architect's approval.

3.10 FIELD QUALITY CONTROL

- A. Testing and Inspections: Contractor will engage a special inspector to perform field tests and inspections and prepare test reports.

END OF SECTION 033000

SECTION 116800 – PLAY EQUIPMENT AND STRUCTURES

PART 1 - GENERAL

1.1 SUMMARY

- A. Section includes playground equipment as follows:

1. Freestanding playground equipment.
2. Composite playground equipment.

1.2 DEFINITIONS

- A. Definitions in ASTM F 1487 apply to Work of this Section.
- B. IPEMA: International Play Equipment Manufacturers Association.

1.3 PREINSTALLATION MEETINGS

- A. Preinstallation Conference: Conduct conference at Project site.

1.4 ACTION SUBMITTALS

- A. Product Data: For each type of product.
- B. Shop Drawings: For each type of playground equipment.
1. Include plans, elevations, sections, and attachment details.
 2. Include fall heights and use zones for playground equipment, coordinated with the critical-height values of protective surfacing specified in Section 321816 "Playground Protective Surfacing."
- C. Samples: For each exposed product and for each color and texture specified. Primary colors, in general, are not desired. Coordinate with Owner's Representative.

1.5 INFORMATIONAL SUBMITTALS

- A. Product certificates, including IPEMA Certification Seals.
- B. Material certificates.
- C. Field quality-control reports.
- D. Sample warranty.

1.6 CLOSEOUT SUBMITTALS

- A. Maintenance data.

1.7 QUALITY ASSURANCE

- A. Installer Qualifications: An entity that employs installers and supervisors who are trained and approved by manufacturer.

1.8 WARRANTY

- A. Special Warranty: Manufacturer agrees to repair or replace components of playground equipment that fail in materials or workmanship within specified warranty period.
 - 1. Warranty Period: Manufacturer's standard warranty for each product type from date of Substantial Completion.

PART 2 - PRODUCTS

2.1 PERFORMANCE REQUIREMENTS

- A. Safety Standard: Provide playground equipment according to ASTM F 1487.
- B. Playground equipment and components shall have the IPEMA Certification Seal.

2.2 FREESTANDING PLAYGROUND EQUIPMENT

- A. Refer to plans.
- B. Subject to compliance with requirements, available manufacturers offering products that may be incorporated into the work include, but are not limited to the following:
 - 1. Landscape Structures;
 - 2. Gametime, A Playcore Company;
 - 3. Burke;
 - 4. Zeager Bros, Inc.;
 - 5. Or Approved Equal

2.3 COMPOSITE PLAYGROUND EQUIPMENT

- A. Refer to plans.
- B. Subject to compliance with requirements, available manufacturers offering products that may be incorporated into the work include, but are not limited to the following:
 - 1. Landscape Structures;

2. Gametime, A Playcore Company;
3. Burke;
4. Zeager Bros, Inc.;
5. Or Approved Equal

2.4 MATERIALS

- A. Aluminum: Material, alloy, and temper recommended by manufacturer for type of use and finish indicated.
- B. Steel: Hot-dip galvanized.
- C. Stainless-Steel Sheet: Type 304; finished on exposed faces with No. 2B finish.
- D. Opaque Plastics: Color impregnated, UV stabilized, and mold resistant.
- E. Suspension Chain and Fittings: Manufacturer's standard; commercial-quality; corrosion-resistant; hot-dip galvanized steel and iron, stainless steel; of a vandal-resistant design.
- F. Suspension Cable: Manufacturer's standard; commercial-quality; corrosion-resistant; of a vandal-resistant design.
- G. Iron Castings and Hangers: Malleable iron, ASTM A 47/A 47M, Grade 32510, hot-dip galvanized.
- H. Post Caps: Manufacturer's standard; commercial-quality; corrosion-resistant; of a vandal-resistant design.
- I. Platform Clamps and Hangers: Manufacturer's standard; commercial-quality; corrosion-resistant; of a vandal-resistant design.
- J. Hardware: Manufacturer's standard; commercial-quality; corrosion-resistant; hot-dip galvanized steel and iron, stainless steel, or aluminum; of a vandal-resistant design.
- K. Fasteners: Manufacturer's standard; corrosion-resistant; hot-dip galvanized or zinc-plated steel and iron, or stainless steel; permanently capped; and theft resistant.

PART 3 - EXECUTION

3.1 INSTALLATION

- A. Comply with manufacturer's written installation instructions for each equipment type unless more stringent requirements are indicated. Anchor playground equipment securely, positioned at locations and elevations indicated.
 1. Maximum Equipment Height: Coordinate installed fall heights of equipment with finished elevations and critical-height values of protective surfacing. Set equipment so fall heights and elevation requirements for age group use and accessibility are within

required limits. Verify that playground equipment elevations comply with requirements for each type and component of equipment.

3.2 FIELD QUALITY CONTROL

- A. Testing Agency: Contractor, at no expense to the Owner, will engage a qualified testing agency to perform code required tests and inspections.
- B. Perform the following tests and inspections with the assistance of a factory-authorized service representative.
 - 1. Perform inspection and testing for each type of installed playground equipment according to ASTM F 1487.
- C. Playground equipment items will be considered defective if they do not pass tests and inspections.
- D. Prepare test and inspection reports.

END OF SECTION 116800

SECTION 311000 - SITE CLEARING

PART 1 - GENERAL

1.1 SUMMARY

A. Section Includes:

1. Protecting existing vegetation to remain.
2. Removing existing vegetation.
3. Clearing and grubbing.
4. Stripping and stockpiling topsoil.
5. Removing above- and below-grade site improvements.
6. Temporary erosion and sedimentation control.

1.2 PREINSTALLATION MEETINGS

- A. Preinstallation Conference: Conduct conference at Project site.

1.3 MATERIAL OWNERSHIP

- A. Except for materials indicated to be stockpiled or otherwise remain Owner's property, cleared materials shall become Contractor's property and shall be removed from Project site.

1.4 FIELD CONDITIONS

- A. Traffic: Minimize interference with adjoining roads, streets, walks, and other adjacent occupied or used facilities during site-clearing operations.
1. Do not close or obstruct streets, walks, or other adjacent occupied or used facilities without permission from Owner and authorities having jurisdiction.
 2. Provide alternate routes around closed or obstructed trafficways if required by Owner or authorities having jurisdiction.
- B. Salvageable Improvements: Carefully remove items indicated to be salvaged and store on Owner's premises where indicated.
- C. Utility Locator Service: Notify utility locator service for area where Project is located before site clearing.
- D. Do not commence site clearing operations until temporary erosion- and sedimentation-control and plant-protection measures are in place.
- E. Tree- and Plant-Protection Zones: Protect according to requirements in Section 015639 "Temporary Tree and Plant Protection."

PART 2 - PRODUCTS

2.1 MATERIALS

- A. Satisfactory Soil Material: Requirements for satisfactory soil material are specified in Section 312000 "Earth Moving."
 - 1. Obtain approved borrow soil material off-site when satisfactory soil material is not available on-site.

PART 3 - EXECUTION

3.1 PREPARATION

- A. Protect and maintain benchmarks and survey control points from disturbance during construction.
- B. Verify that trees, shrubs, and other vegetation to remain or to be relocated have been flagged and that protection zones have been identified and enclosed according to requirements in Section 015639 "Temporary Tree and Plant Protection."
- C. Protect existing site improvements to remain from damage during construction.
 - 1. Restore damaged improvements to their original condition, as acceptable to Owner.

3.2 TEMPORARY EROSION AND SEDIMENTATION CONTROL

- A. Provide temporary erosion- and sedimentation-control measures to prevent soil erosion and discharge of soil-bearing water runoff or airborne dust to adjacent properties and walkways, according to erosion- and sedimentation-control Drawings and requirements of authorities having jurisdiction.
- B. Verify that flows of water redirected from construction areas or generated by construction activity do not enter or cross protection zones.
- C. Inspect, maintain, and repair erosion- and sedimentation-control measures during construction until permanent vegetation has been established.
- D. Remove erosion and sedimentation controls and restore and stabilize areas disturbed during removal.

3.3 TREE AND PLANT PROTECTION

- A. Protect trees and plants remaining on-site according to requirements in Section 015639 "Temporary Tree and Plant Protection."

- B. Repair or replace trees, shrubs, and other vegetation indicated to remain or be relocated that are damaged by construction operations according to requirements in Section 015639 "Temporary Tree and Plant Protection."

3.4 EXISTING UTILITIES

- A. Locate, identify, disconnect, and seal or cap utilities indicated to be removed or abandoned in place.
 - 1. Arrange with utility companies to shut off indicated utilities.
- B. Interrupting Existing Utilities: Do not interrupt utilities serving facilities occupied by Owner or others, unless permitted under the following conditions and then only after arranging to provide temporary utility services according to requirements indicated:
 - 1. Notify Landscape Architect not less than two days in advance of proposed utility interruptions.
 - 2. Do not proceed with utility interruptions without Landscape Architect's written permission.
- C. Removal of underground utilities is included in earthwork sections; in applicable plumbing, electrical, and utilities sections; and Section 024119 "Selective Demolition."

3.5 CLEARING AND GRUBBING

- A. Remove obstructions, trees, shrubs, and other vegetation to permit installation of new construction.
 - 1. Grind down stumps and remove roots larger than 3 inches (75 mm) in diameter, obstructions, and debris to a depth of 18 inches (450 mm) below exposed subgrade.
 - 2. Use only hand methods or air spade for grubbing within protection zones.
- B. Fill depressions caused by clearing and grubbing operations with satisfactory soil material unless further excavation or earthwork is indicated.
 - 1. Place fill material in horizontal layers not exceeding a loose depth of 8 inches (200 mm), and compact each layer to a density equal to adjacent original ground.

3.6 TOPSOIL STRIPPING

- A. Remove sod and grass before stripping topsoil.
- B. Strip topsoil to depth of 6 inches (150 mm) in a manner to prevent intermingling with underlying subsoil or other waste materials.
- C. Stockpile topsoil away from edge of excavations without intermixing with subsoil or other materials. Grade and shape stockpiles to drain surface water. Cover to prevent windblown dust and erosion by water.

3.7 SITE IMPROVEMENTS

- A. Remove existing above- and below-grade improvements as indicated and necessary to facilitate new construction.

3.8 DISPOSAL OF SURPLUS AND WASTE MATERIALS

- A. Remove surplus soil material, unsuitable topsoil, obstructions, demolished materials, and waste materials including trash and debris, and legally dispose of them off Owner's property.
- B. Separate recyclable materials produced during site clearing from other nonrecyclable materials. Store or stockpile without intermixing with other materials and transport them to recycling facilities. Do not interfere with other Project work.

END OF SECTION 311000

SECTION 312000 - EARTH MOVING

PART 1 - GENERAL

1.1 SUMMARY

A. Section Includes:

1. Excavating and filling for rough grading the Site.
2. Preparing subgrades for pavements and play surfacing.
3. Subbase course for concrete pavements.

1.2 DEFINITIONS

A. Backfill: Soil material used to fill an excavation.

1. Initial Backfill: Backfill placed beside and over pipe in a trench, including haunches to support sides of pipe.
2. Final Backfill: Backfill placed over initial backfill to fill a trench.

B. Base Course: Aggregate layer placed between the subbase course and hot-mix asphalt paving.

C. Bedding Course: Aggregate layer placed over the excavated subgrade in a trench before laying pipe.

D. Borrow Soil: Satisfactory soil imported from off-site for use as fill or backfill.

E. Drainage Course: Aggregate layer supporting the slab-on-grade that also minimizes upward capillary flow of pore water.

F. Excavation: Removal of material encountered above subgrade elevations and to lines and dimensions indicated.

1. Authorized Additional Excavation: Excavation below subgrade elevations or beyond indicated lines and dimensions as directed by Landscape Architect. Authorized additional excavation and replacement material will be paid for according to Contract provisions for changes in the Work.
2. Unauthorized Excavation: Excavation below subgrade elevations or beyond indicated lines and dimensions without direction by Landscape Architect. Unauthorized excavation, as well as remedial work directed by Landscape Architect, shall be without additional compensation.

G. Fill: Soil materials used to raise existing grades.

H. Structures: Buildings, footings, foundations, retaining walls, slabs, or other man-made stationary features constructed above or below the ground surface.

- I. Subbase Course: Aggregate layer placed between the subgrade and base course for hot-mix asphalt pavement, or aggregate layer placed between the subgrade and a cement concrete pavement or a cement concrete or hot-mix asphalt walk.
- J. Subgrade: Uppermost surface of an excavation or the top surface of a fill or backfill immediately below subbase, drainage fill, drainage course, or topsoil materials.
- K. Utilities: On-site underground pipes, conduits, ducts, and cables as well as underground services within buildings.

1.3 PREINSTALLATION MEETINGS

- A. Preinstallation Conference: Conduct preexcavation conference at Project site.

1.4 INFORMATIONAL SUBMITTALS

- A. Material test reports.

1.5 FIELD CONDITIONS

- A. Utility Locator Service: Notify utility locator service for area where Project is located before beginning earth-moving operations.
- B. Do not commence earth-moving operations until plant-protection measures specified in Section 015639 "Temporary Tree and Plant Protection" are in place.

PART 2 - PRODUCTS

2.1 SOIL MATERIALS

- A. General: Provide borrow soil materials when sufficient satisfactory soil materials are not available from excavations.
- B. Satisfactory Soils: Soil Classification Groups GW, GP, GM, SW, SP, and SM according to ASTM D 2487, or a combination of these groups; free of rock or gravel larger than 2 inches (50 mm) in any dimension, debris, waste, frozen materials, vegetation, and other deleterious matter.
 - 1. Plasticity Index and Liquid Limit: at the time of compaction the soil shall be uniform and shall be such that the soil can be compacted to the requirements of the type of compaction designated on the Plans.
- C. Unsatisfactory Soils: Soil Classification Groups GC, SC, CL, ML, OL, CH, MH, OH, and PT according to ASTM D 2487, or a combination of these groups.
 - 1. Unsatisfactory soils also include satisfactory soils not maintained within 2 percent of optimum moisture content at time of compaction.

- D. Subbase Material: Naturally or artificially graded mixture of natural or crushed gravel, crushed stone, and natural or crushed sand; ASTM D 2940/D 2940M; with at least 90 percent passing a 1-1/2-inch (37.5-mm) sieve and not more than 12 percent passing a No. 200 (0.075-mm) sieve.
- E. Base Course: Naturally or artificially graded mixture of natural or crushed gravel, crushed stone, and natural or crushed sand; ASTM D 2940/D 2940M; with at least 95 percent passing a 1-1/2-inch (37.5-mm) sieve and not more than 8 percent passing a No. 200 (0.075-mm) sieve.
- F. Engineered Fill: Naturally or artificially graded mixture of natural or crushed gravel, crushed stone, and natural or crushed sand; ASTM D 2940/D 2940M; with at least 90 percent passing a 1-1/2-inch (37.5-mm) sieve and not more than 12 percent passing a No. 200 (0.075-mm) sieve.
- G. Bedding Course: Naturally or artificially graded mixture of natural or crushed gravel, crushed stone, and natural or crushed sand; ASTM D 2940/D 2940M; except with 100 percent passing a 1-inch (25-mm) sieve and not more than 8 percent passing a No. 200 (0.075-mm) sieve.
- H. Drainage Course: Narrowly graded mixture of washed crushed stone, or crushed or uncrushed gravel; ASTM D 448; coarse-aggregate grading Size 57; with 100 percent passing a 1-1/2-inch (37.5-mm) sieve and zero to 5 percent passing a No. 8 (2.36-mm) sieve.

2.2 ACCESSORIES

- A. Detectable Warning Tape: Acid- and alkali-resistant, polyethylene film warning tape manufactured for marking and identifying underground utilities, a minimum of 6 inches (150 mm) wide and 4 mils (0.1 mm) thick, continuously inscribed with a description of the utility, with metallic core encased in a protective jacket for corrosion protection, detectable by metal detector when tape is buried up to 30 inches (750 mm) deep; colored to comply with local practice or requirements of authorities having jurisdiction.

PART 3 - EXECUTION

3.1 PREPARATION

- A. Protect structures, utilities, sidewalks, pavements, and other facilities from damage caused by settlement, lateral movement, undermining, washout, and other hazards created by earth-moving operations.
- B. Protect and maintain erosion and sedimentation controls during earth-moving operations.
- C. Protect subgrades and foundation soils from freezing temperatures and frost. Remove temporary protection before placing subsequent materials.

3.2 EXCAVATION, GENERAL

- A. Unclassified Excavation: Excavate to subgrade elevations regardless of the character of surface and subsurface conditions encountered. Unclassified excavated materials may include rock, soil materials, and obstructions. No changes in the Contract Sum or the Contract Time will be authorized for rock excavation or removal of obstructions.

1. If excavated materials intended for fill and backfill include unsatisfactory soil materials and rock, replace with satisfactory soil materials.

3.3 EXCAVATION FOR STRUCTURES

- A. Excavate to indicated elevations and dimensions within a tolerance of plus or minus 1 inch (25 mm). If applicable, extend excavations a sufficient distance from structures for placing and removing concrete formwork, for installing services and other construction, and for inspections.
 1. Excavations for Footings and Foundations: Do not disturb bottom of excavation. Excavate by hand to final grade just before placing concrete reinforcement. Trim bottoms to required lines and grades to leave solid base to receive other work.
- B. Excavations at Edges of Tree- and Plant-Protection Zones:
 1. Excavate by hand or with an air spade to indicated lines, cross sections, elevations, and subgrades. If excavating by hand, use narrow-tine spading forks to comb soil and expose roots. Do not break, tear, or chop exposed roots. Do not use mechanical equipment that rips, tears, or pulls roots.
 2. Cut and protect roots according to requirements in Section 015639 "Temporary Tree and Plant Protection."

3.4 EXCAVATION FOR WALKS AND PAVEMENTS

- A. Excavate surfaces under walks and pavements to indicated lines, cross sections, elevations, and subgrades.

3.5 EXCAVATION FOR UTILITY TRENCHES

- A. Excavate trenches to indicated gradients, lines, depths, and elevations. Refer to civil plans.
- B. Trench Bottoms: Excavate and shape trench bottoms to provide uniform bearing and support of pipes and conduit. Shape subgrade to provide continuous support for bells, joints, and barrels of pipes and for joints, fittings, and bodies of conduits. Remove projecting stones and sharp objects along trench subgrade.
- C. Trenches in Tree- and Plant-Protection Zones:
 1. Hand-excavate to indicated lines, cross sections, elevations, and subgrades. Use narrow-tine spading forks to comb soil and expose roots. Do not break, tear, or chop exposed roots. Do not use mechanical equipment that rips, tears, or pulls roots.
 2. Do not cut main lateral roots or taproots; cut only smaller roots that interfere with installation of utilities.
 3. Cut and protect roots according to requirements in Section 015639 "Temporary Tree and Plant Protection."

3.6 SUBGRADE INSPECTION

- A. Proof-roll subgrade below pavements with a pneumatic-tired dump truck to identify soft pockets and areas of excess yielding. Do not proof-roll wet or saturated subgrades.
- B. Reconstruct subgrades damaged by freezing temperatures, frost, rain, accumulated water, or construction activities, as directed by Landscape Architect, without additional compensation.

3.7 UNAUTHORIZED EXCAVATION

- A. Fill unauthorized excavation under foundations or wall footings by extending bottom elevation of concrete foundation or footing to excavation bottom, without altering top elevation. Lean concrete fill, with 28-day compressive strength of 2500 psi (17.2 MPa), may be used when approved by Landscape Architect.
 - 1. Fill unauthorized excavations under other construction, pipe, or conduit as directed by Landscape Architect.

3.8 STORAGE OF SOIL MATERIALS

- A. Stockpile borrow soil materials and excavated satisfactory soil materials without intermixing. Place, grade, and shape stockpiles to drain surface water. Cover to prevent windblown dust.
 - 1. Stockpile soil materials away from edge of excavations. Do not store within drip line of remaining trees.

3.9 UTILITY TRENCH BACKFILL

- A. Refer to civil plans.

3.10 SOIL FILL

- A. Plow, scarify, bench, or break up sloped surfaces steeper than 1 vertical to 4 horizontal so fill material will bond with existing material.
- B. Place and compact fill material in layers to required elevations as follows:
 - 1. Under grass and planted areas, use satisfactory soil material.
 - 2. Under walks and pavements, use satisfactory soil material.
 - 3. Under footings and foundations, use engineered fill.

3.11 SOIL MOISTURE CONTROL

- A. Uniformly moisten or aerate subgrade and each subsequent fill or backfill soil layer before compaction to within 2 percent of optimum moisture content.

1. Do not place backfill or fill soil material on surfaces that are muddy, frozen, or contain frost or ice.
2. Remove and replace, or scarify and air dry, otherwise satisfactory soil material that exceeds optimum moisture content by 2 percent and is too wet to compact to specified dry unit weight.

3.12 COMPACTION OF SOIL BACKFILLS AND FILLS

- A. Place backfill and fill soil materials in layers not more than 8 inches (200 mm) in loose depth for material compacted by heavy compaction equipment and not more than 4 inches (100 mm) in loose depth for material compacted by hand-operated tampers.
- B. Place backfill and fill soil materials evenly on all sides of structures to required elevations and uniformly along the full length of each structure.
- C. Compact soil materials to not less than the following percentages of maximum dry unit weight according to ASTM D 698:
 1. Under pavements, scarify and recompact top 12 inches (300 mm) of existing subgrade and each layer of backfill or fill soil material at 95 percent.
 2. Under walkways, scarify and recompact top 6 inches (150 mm) below subgrade and compact each layer of backfill or fill soil material at 92 percent.
 3. Under turf or unpaved areas, scarify and recompact top 6 inches (150 mm) below subgrade and compact each layer of backfill or fill soil material at 85 percent.
 4. For utility trenches, compact each layer of initial and final backfill soil material at 85 percent.

3.13 GRADING

- A. General: Uniformly grade areas to a smooth surface, free of irregular surface changes. Comply with compaction requirements and grade to cross sections, lines, and elevations indicated.
- B. Site Rough Grading: Slope grades to direct water away from play areas and to prevent ponding. Finish subgrades to elevations required to achieve indicated finish elevations, within the following subgrade tolerances:
 1. Turf or Unpaved Areas: Plus or minus 1 inch (25 mm).
 2. Walks: Plus or minus 1/2 inch (13 mm).
 3. Pavements: Plus or minus 1/2 inch (13 mm).

3.14 SUBBASE AND BASE COURSES UNDER PAVEMENTS AND WALKS

- A. Place subbase course and base course on subgrades free of mud, frost, snow, or ice.
- B. On prepared subgrade, place subbase course and base course under pavements and walks as follows:
 1. Shape subbase course and base course to required crown elevations and cross-slope grades.

2. Place subbase course and base course that exceeds 6 inches (150 mm) in compacted thickness in layers of equal thickness, with no compacted layer more than 6 inches (150 mm) thick or less than 3 inches (75 mm) thick.
3. Compact subbase course and base course at optimum moisture content to required grades, lines, cross sections, and thickness to not less than 95 percent of maximum dry unit weight according to ASTM D 698.

3.15 DRAINAGE COURSE UNDER CONCRETE SLABS-ON-GRADE

- A. Place drainage course on subgrades free of mud, frost, snow, or ice.
- B. On prepared subgrade, place and compact drainage course under cast-in-place concrete slabs-on-grade as follows:
 1. Place drainage course that exceeds 4 inches (100 mm) in compacted thickness in layers of equal thickness, with no compacted layer more than 4 inches (150 mm) thick or less than 2 inches (75 mm) thick.
 2. Compact each layer of drainage course to required cross sections and thicknesses to not less than 95 percent of maximum dry unit weight according to ASTM D 698.

3.16 FIELD QUALITY CONTROL

- A. Testing Agency: Contractor, at no expense to the Owner, will engage a qualified geotechnical engineering testing agency to perform code required tests and inspections.
- B. Allow testing agency to inspect and test subgrades and each fill or backfill layer. Proceed with subsequent earth moving only after test results for previously completed work comply with requirements.
- C. Footing Subgrade: At footing subgrades, at least one test of each soil stratum will be performed to verify design bearing capacities. Subsequent verification and approval of other footing subgrades may be based on a visual comparison of subgrade with tested subgrade when approved by Landscape Architect.
- D. When testing agency reports that subgrades, fills, or backfills have not achieved degree of compaction specified, scarify and moisten or aerate, or remove and replace soil materials to depth required; recompact and retest until specified compaction is obtained.

3.17 PROTECTION

- A. Protecting Graded Areas: Protect newly graded areas from traffic, freezing, and erosion. Keep free of trash and debris.
- B. Repair and reestablish grades to specified tolerances where completed or partially completed surfaces become eroded, rutted, settled, or where they lose compaction due to subsequent construction operations or weather conditions.

- C. Where settling occurs before Project correction period elapses, remove finished surfacing, backfill with additional soil material, compact, and reconstruct surfacing.
 - 1. Restore appearance, quality, and condition of finished surfacing to match adjacent work, and eliminate evidence of restoration to greatest extent possible.

3.18 DISPOSAL OF SURPLUS AND WASTE MATERIALS

- A. Remove surplus satisfactory soil and waste materials, including unsatisfactory soil, trash, and debris, and legally dispose of them off Owner's property.

END OF SECTION 312000

SECTION 321216 - ASPHALT PAVING

PART 1 - GENERAL

1.1 RELATED DOCUMENTS

- A. Drawings and general provisions of the Contract, including General and Supplementary Conditions and Division 01 Specification Sections, apply to this Section.

1.2 SUMMARY

- A. Section Includes:
 - 1. Cold milling of existing asphalt pavement.
 - 2. Hot-mix asphalt patching.
 - 3. Hot-mix asphalt paving.
 - 4. Hot-mix asphalt overlay.
 - 5. Asphalt surface treatments.

- B. Related Requirements:

1.3 UNIT PRICES

- A. Work of this Section is affected by full depth asphalt paving.

1.4 PREINSTALLATION MEETINGS

- A. Pre-installation Conference: Conduct conference at Project site.
 - 1. Review methods and procedures related to hot-mix asphalt paving including, but not limited to, the following:
 - a. Review proposed sources of paving materials, including capabilities and location of plant that will manufacture hot-mix asphalt.
 - b. Review requirements for protecting paving work, including restriction of traffic during installation period and for remainder of construction period.

1.5 ACTION SUBMITTALS

- A. Product Data: For each type of product.
 - 1. Include technical data and tested physical and performance properties.
 - 2. Job-Mix Designs: Certification, by authorities having jurisdiction, of approval of each job mix proposed for the Work.
 - 3. Job-Mix Designs: For each job mix proposed for the Work.

1.6 INFORMATIONAL SUBMITTALS

- A. Qualification Data: For manufacturer and testing agency.
- B. Material Certificates: For each paving material. Include statement that mixes containing recycled materials will perform equal to mixes produced from all new materials.
- C. Material Test Reports: For each paving material, by a qualified testing agency.
- D. Field quality-control reports.

1.7 QUALITY ASSURANCE

- A. Manufacturer Qualifications: A paving-mix manufacturer registered with and approved by authorities having jurisdiction or the DOT of state in which Project is located.
- B. Testing Agency Qualifications: Qualified according to ASTM D 3666 for testing indicated.
- C. Regulatory Requirements: Comply with materials, workmanship, and other applicable requirements of KDOT for asphalt paving work.
 - 1. Measurement and payment provisions and safety program submittals included in standard specifications do not apply to this Section.
- D. All material testing shall be completed by the CONTRACTOR at no expense to the OWNER.

1.8 FIELD CONDITIONS

- A. Environmental Limitations: Do not apply asphalt materials if subgrade is wet or excessively damp, if rain is imminent or expected before time required for adequate cure, or if the following conditions are not met:
 - 1. Prime Coat: Minimum surface temperature of 60 deg F (15.6 deg C).
 - 2. Tack Coat: Minimum surface temperature of 60 deg F (15.6 deg C).
 - 3. Slurry Coat: Comply with weather limitations in ASTM D 3910.
 - 4. Asphalt Base Course: Minimum surface temperature of 40 deg F (4.4 deg C) and rising at time of placement.
 - 5. Asphalt Surface Course: Minimum surface temperature of 60 deg F (15.6 deg C) at time of placement.

PART 2 - PRODUCTS

2.1 AGGREGATES

- A. General: Use materials and gradations that have performed satisfactorily in previous installations.

- B. Coarse Aggregate: ASTM D 692/D 692M, sound; angular crushed stone, crushed gravel, or cured, crushed blast-furnace slag.
- C. Fine Aggregate: ASTM D 1073 or AASHTO M 29, sharp-edged natural sand or sand prepared from stone, gravel, cured blast-furnace slag, or combinations thereof.
 - 1. For hot-mix asphalt, limit natural sand to a maximum of 20 percent by weight of the total aggregate mass.
- D. Mineral Filler: ASTM D 242/D 242M or AASHTO M 17, rock or slag dust, hydraulic cement, or other inert material.

2.2 ASPHALT MATERIALS

- A. Asphalt Binder: ASTM D 6373 or AASHTO M 320 binder designation PG 64-22.
- B. Asphalt Cement: ASTM D 3381/D 3381M for viscosity-graded material ASTM D 946/D 946M for penetration-graded material.
- C. Cutback Prime Coat: ASTM D 2027/D 2027M, medium-curing cutback asphalt, MC-250.
- D. Emulsified Asphalt Prime Coat: ASTM D 977 or AASHTO M 140 emulsified asphalt, or ASTM D 2397/D 2397M or AASHTO M 208 cationic emulsified asphalt, slow setting, diluted in water, of suitable grade and consistency for application.
- E. Tack Coat: ASTM D 977 or AASHTO M 140 emulsified asphalt, or ASTM D 2397/D 2397M or AASHTO M 208 cationic emulsified asphalt, slow setting, diluted in water, of suitable grade and consistency for application.
- F. Fog Seal: ASTM D 977 or AASHTO M 140 emulsified asphalt, or ASTM D 2397/D 2397M or AASHTO M 208 cationic emulsified asphalt, slow setting, factory diluted in water, of suitable grade and consistency for application.
- G. Water: Potable.
- H. Undersealing Asphalt: ASTM D 3141/D 3141M; pumping consistency.

2.3 AUXILIARY MATERIALS

- A. Recycled Materials for Hot-Mix Asphalt Mixes: Reclaimed asphalt pavement; reclaimed, unbound-aggregate base material; and recycled tires, asphalt shingles or glass from sources and gradations that have performed satisfactorily in previous installations, equal to performance of required hot-mix asphalt paving produced from all new materials.
- B. Herbicide: Commercial chemical for weed control, registered by the EPA, and not classified as "restricted use" for locations and conditions of application. Provide in granular, liquid, or wettable powder form.
- C. Sand: ASTM D 1073 or AASHTO M 29, Grade No. 2 or No. 3.

- D. Paving Geotextile: AASHTO M 288 paving fabric; nonwoven polypropylene; resistant to chemical attack, rot, and mildew; and specifically designed for paving applications.
- E. Joint Sealant: ASTM D 6690, Type I, hot-applied, single-component, polymer-modified bituminous sealant.

2.4 MIXES

- A. MoDOT Section 401, 2020 Edition
 - 1. Per Section 401 Plant Mix Bituminous Base and Pavement
- B. Hot-Mix Asphalt: Dense-graded, hot-laid, hot-mix asphalt plant mixes approved by authorities having jurisdiction complying with the following requirements:
 - 1. Provide mixes with a history of satisfactory performance in geographical area where Project is located.
 - 2. Base Course: MoDOT BP-1.
 - 3. Surface Course: MoDOT BP-2.
- C. Emulsified-Asphalt Slurry: ASTM D 3910, Type 1

PART 3 - EXECUTION

3.1 EXAMINATION

- A. Verify that subgrade is dry and in suitable condition to begin paving.
- B. Proceed with paving only after unsatisfactory conditions have been corrected.

3.2 PREPARATION

- A. Protection: Provide protective materials, procedures, and worker training to prevent asphalt materials from spilling, coating, or building up on curbs, driveway aprons, manholes, and other surfaces adjacent to the Work.
- B. Proof-roll subgrade below pavements with heavy pneumatic-tired equipment to identify soft pockets and areas of excess yielding. Do not proof-roll wet or saturated subgrades.
 - 1. Completely proof-roll subgrade in one direction, repeating proof-rolling in direction perpendicular to first direction. Limit vehicle speed to 3 mph (5 km/h).
 - 2. Proof roll with a loaded 10-wheel, tandem-axle dump truck weighing not less than 20 tons.
 - 3. Excavate soft spots, unsatisfactory soils, and areas of excessive pumping or rutting, as determined by Architect, and replace with compacted backfill or fill as directed.

3.3 COLD MILLING

- A. Clean existing pavement surface of loose and deleterious material immediately before cold milling. Remove existing asphalt pavement by cold milling to grades and cross sections indicated.
 - 1. Mill to a depth of 1-1/2 inches (38 mm).
 - 2. Mill to a uniform finished surface free of excessive gouges, grooves, and ridges.
 - 3. Control rate of milling to prevent tearing of existing asphalt course.
 - 4. Repair or replace curbs, driveway aprons, manholes, and other construction damaged during cold milling.
 - 5. Excavate and trim unbound-aggregate base course, if encountered, and keep material separate from milled hot-mix asphalt.
 - 6. Patch surface depressions deeper than 1 inch (25 mm) after milling, before wearing course is laid.
 - 7. Handle milled asphalt material according to approved waste management plan required in Section 017419 "Construction Waste Management and Disposal."
 - 8. Keep milled pavement surface free of loose material and dust.
 - 9. Do not allow milled materials to accumulate on-site.

3.4 PATCHING

- A. Asphalt Pavement: Saw cut perimeter of patch and excavate existing pavement section to sound base. Excavate rectangular or trapezoidal patches, extending 12 inches (300 mm) into perimeter of adjacent sound pavement, unless otherwise indicated. Cut excavation faces vertically. Remove excavated material. Recompact existing unbound-aggregate base course to form new subgrade.
- B. Portland Cement Concrete Pavement: Break cracked slabs and roll as required to reseat concrete pieces firmly.
 - 1. Undersealing: Pump hot undersealing asphalt under rocking slab until slab is stabilized or, if necessary, crack slab into pieces and roll to reseat pieces firmly.
 - 2. Remove disintegrated or badly cracked pavement. Excavate rectangular or trapezoidal patches, extending into perimeter of adjacent sound pavement, unless otherwise indicated. Cut excavation faces vertically. Recompact existing unbound-aggregate base course to form new subgrade.
- C. Tack Coat: Before placing patch material, apply tack coat uniformly to vertical asphalt surfaces abutting the patch. Apply at a rate of 0.05 to 0.15 gal./sq. yd. (0.2 to 0.7 L/sq. m).
 - 1. Allow tack coat to cure undisturbed before applying hot-mix asphalt paving.
 - 2. Avoid smearing or staining adjoining surfaces, appurtenances, and surroundings. Remove spillages and clean affected surfaces.
- D. Placing Patch Material: Fill excavated pavement areas with hot-mix asphalt base mix for full thickness of patch and, while still hot, compact flush with adjacent surface.

- E. Placing Patch Material: Partially fill excavated pavements with hot-mix asphalt base mix and, while still hot, compact. Cover asphalt base course with compacted, hot-mix surface layer finished flush with adjacent surfaces.

3.5 REPAIRS

- A. Leveling Course: Install and compact leveling course consisting of hot-mix asphalt surface course to level sags and fill depressions deeper than 1 inch (25 mm) in existing pavements.
 - 1. Install leveling wedges in compacted lifts not exceeding 3 inches (75 mm) thick.
- B. Crack and Joint Filling: Remove existing joint filler material from cracks or joints to a depth of 1/4 inch (6 mm).
 - 1. Clean cracks and joints in existing hot-mix asphalt pavement.
 - 2. Use emulsified-asphalt slurry to seal cracks and joints less than 1/4 inch (6 mm) wide. Fill flush with surface of existing pavement and remove excess.
 - 3. Use hot-applied joint sealant to seal cracks and joints more than 1/4 inch (6 mm) wide. Fill flush with surface of existing pavement and remove excess.

3.6 SURFACE PREPARATION

- A. Immediately before placing asphalt materials, remove loose and deleterious material from substrate surfaces. Ensure that prepared subgrade is ready to receive paving.
- B. Herbicide Treatment: Apply herbicide according to manufacturer's recommended rates and written application instructions. Apply to dry, prepared subgrade or surface of compacted-aggregate base before applying paving materials.
 - 1. Mix herbicide with prime coat if formulated by manufacturer for that purpose.
- C. Cutback Prime Coat: Apply uniformly over surface of compacted unbound-aggregate base course at a rate of 0.15 to 0.50 gal./sq. yd. (0.7 to 2.3 L/sq. m). Apply enough material to penetrate and seal, but not flood, surface. Allow prime coat to cure.
 - 1. If prime coat is not entirely absorbed within 24 hours after application, spread sand over surface to blot excess asphalt. Use enough sand to prevent pickup under traffic. Remove loose sand by sweeping before pavement is placed and after volatiles have evaporated.
 - 2. Protect primed substrate from damage until ready to receive paving.
- D. Emulsified Asphalt Prime Coat: Apply uniformly over surface of compacted unbound-aggregate base course at a rate of 0.10 to 0.30 gal./sq. yd. per inch depth (0.5 to 1.40 L/sq. m per 25 mm depth). Apply enough material to penetrate and seal, but not flood, surface. Allow prime coat to cure.
 - 1. If prime coat is not entirely absorbed within 24 hours after application, spread sand over surface to blot excess asphalt. Use enough sand to prevent pickup under traffic. Remove loose sand by sweeping before pavement is placed and after volatiles have evaporated.
 - 2. Protect primed substrate from damage until ready to receive paving.

- E. Tack Coat: Apply uniformly to surfaces of existing pavement at a rate of 0.05 to 0.15 gal./sq. yd. (0.2 to 0.7 L/sq. m).
 - 1. Allow tack coat to cure undisturbed before applying hot-mix asphalt paving.
 - 2. Avoid smearing or staining adjoining surfaces, appurtenances, and surroundings. Remove spillages and clean affected surfaces.

3.7 PLACING HOT-MIX ASPHALT

- A. Machine place hot-mix asphalt on prepared surface, spread uniformly, and strike off. Place asphalt mix by hand in areas inaccessible to equipment in a manner that prevents segregation of mix. Place each course to required grade, cross section, and thickness when compacted.
 - 1. Place hot-mix asphalt base course in number of lifts and thicknesses indicated.
 - 2. Place hot-mix asphalt surface course in single lift.
 - 3. Spread mix at a minimum temperature of 250 deg F (121 deg C).
 - 4. Begin applying mix along centerline of crown for crowned sections and on high side of one-way slopes unless otherwise indicated.
 - 5. Regulate paver machine speed to obtain smooth, continuous surface free of pulls and tears in asphalt-paving mat.
- B. Place paving in consecutive strips not less than 10 feet (3 m) wide unless infill edge strips of a lesser width are required.
 - 1. After first strip has been placed and rolled, place succeeding strips and extend rolling to overlap previous strips. Overlap mix placement about 1 to 1-1/2 inches (25 to 38 mm) from strip to strip to ensure proper compaction of mix along longitudinal joints.
 - 2. Complete a section of asphalt base course before placing asphalt surface course.
- C. Promptly correct surface irregularities in paving course behind paver. Use suitable hand tools to remove excess material forming high spots. Fill depressions with hot-mix asphalt to prevent segregation of mix; use suitable hand tools to smooth surface.

3.8 JOINTS

- A. Construct joints to ensure a continuous bond between adjoining paving sections. Construct joints free of depressions, with same texture and smoothness as other sections of hot-mix asphalt course.
 - 1. Clean contact surfaces and apply tack coat to joints.
 - 2. Offset longitudinal joints, in successive courses, a minimum of 6 inches (150 mm).
 - 3. Offset transverse joints, in successive courses, a minimum of 24 inches (600 mm).
 - 4. Construct transverse joints at each point where paver ends a day's work and resumes work at a subsequent time. Construct these joints using either "bulkhead" or "papered" method according to AI MS-22, for both "Ending a Lane" and "Resumption of Paving Operations."
 - 5. Compact joints as soon as hot-mix asphalt will bear roller weight without excessive displacement.
 - 6. Compact asphalt at joints to a density within 2 percent of specified course density.

3.9 COMPACTION

- A. General: Begin compaction as soon as placed hot-mix paving will bear roller weight without excessive displacement. Compact hot-mix paving with hot, hand tampers or with vibratory-plate compactors in areas inaccessible to rollers.
 - 1. Complete compaction before mix temperature cools to 185 deg F (85 deg C).
- B. Breakdown Rolling: Complete breakdown or initial rolling immediately after rolling joints and outside edge. Examine surface immediately after breakdown rolling for indicated crown, grade, and smoothness. Correct laydown and rolling operations to comply with requirements.
- C. Intermediate Rolling: Begin intermediate rolling immediately after breakdown rolling while hot-mix asphalt is still hot enough to achieve specified density. Continue rolling until hot-mix asphalt course has been uniformly compacted to the following density:
 - 1. Average Density: 96 percent of reference laboratory density according to ASTM D 6927 or AASHTO T 245, but not less than 94 percent or greater than 100 percent.
 - 2. Average Density: 92 percent of reference maximum theoretical density according to ASTM D 2041/D 2041M, but not less than 90 percent or greater than 96 percent.
- D. Finish Rolling: Finish roll paved surfaces to remove roller marks while hot-mix asphalt is still warm.
- E. Edge Shaping: While surface is being compacted and finished, trim edges of pavement to proper alignment. Bevel edges while asphalt is still hot; compact thoroughly.
- F. Repairs: Remove paved areas that are defective or contaminated with foreign materials and replace with fresh, hot-mix asphalt. Compact by rolling to specified density and surface smoothness.
- G. Protection: After final rolling, do not permit vehicular traffic on pavement until it has cooled and hardened.
- H. Erect barricades to protect paving from traffic until mixture has cooled enough not to become marked.

3.10 INSTALLATION TOLERANCES

- A. Pavement Thickness: Compact each course to produce the thickness indicated within the following tolerances:
 - 1. Base Course: Plus or minus 1/4 inch (13 mm).
 - 2. Surface Course: Plus 1/4 inch (6 mm), no minus.
- B. Pavement Surface Smoothness: Compact each course to produce a surface smoothness within the following tolerances as determined by using a 10-foot (3-m) straightedge applied transversely or longitudinally to paved areas:
 - 1. Base Course: 1/4 inch (6 mm).
 - 2. Surface Course: 1/8 inch (3 mm).

3. Crowned Surfaces: Test with crowned template centered and at right angle to crown. Maximum allowable variance from template is 1/4 inch (6 mm).
- C. Asphalt Traffic-Calming Devices: Compact and form asphalt to produce the contour indicated and within a tolerance of plus or minus 1/8 inch (3 mm) of height indicated above pavement surface.

3.11 SURFACE TREATMENTS

- A. Fog Seals: Apply fog seal at a rate of 0.10 to 0.15 gal./sq. yd. (0.45 to 0.7 L/sq. m) to existing asphalt pavement and allow to cure. With fine sand, lightly dust areas receiving excess fog seal.
- B. Slurry Seals: Apply slurry coat in a uniform thickness according to ASTM D 3910 and allow to cure.
 1. Roll slurry seal to remove ridges and provide a uniform, smooth surface.

3.12 FIELD QUALITY CONTROL

- A. Testing Agency: CONTRACTOR will engage a qualified testing agency to perform tests and inspections at no expense to the OWNER.
- B. Thickness: In-place compacted thickness of hot-mix asphalt courses will be determined according to ASTM D 3549/D 3549M.
- C. Surface Smoothness: Finished surface of each hot-mix asphalt course will be tested for compliance with smoothness tolerances.
- D. In-Place Density: Testing agency will take samples of uncompacted paving mixtures and compacted pavement according to ASTM D 979/D 979M or AASHTO T 168.
 1. Reference maximum theoretical density will be determined by averaging results from four samples of hot-mix asphalt-paving mixture delivered daily to site, prepared according to ASTM D 2041/D 2041M, and compacted according to job-mix specifications.
 2. In-place density of compacted pavement will be determined by testing core samples according to ASTM D 1188 or ASTM D 2726/D 2726M.
 - a. One core sample will be taken for every 1000 sq. yd. (836 sq. m) or less of installed pavement, with no fewer than three cores taken.
 - b. Field density of in-place compacted pavement may also be determined by nuclear method according to ASTM D 2950 and correlated with ASTM D 1188 or ASTM D 2726/D 2726M.
- E. Replace and compact hot-mix asphalt where core tests were taken.
- F. Remove and replace or install additional hot-mix asphalt where test results or measurements indicate that it does not comply with specified requirements.

3.13 WASTE HANDLING

- A. General: Handle asphalt-paving waste according to approved waste management plan required in Section 017419 "Construction Waste Management and Disposal."

END OF SECTION 321216

SECTION 321313 - CONCRETE PAVING

PART 1 - GENERAL

1.1 SUMMARY

- A. Section Includes Concrete Paving.
 - 1. Walks.

1.2 ACTION SUBMITTALS

- A. Product Data: For each type of product.
- B. Samples: For each type of product, ingredient, or admixture requiring color selection.
- C. Design Mixtures: For each concrete paving mixture. Include alternate design mixtures when characteristics of materials, Project conditions, weather, test results, or other circumstances warrant adjustments.

1.3 QUALITY ASSURANCE

- A. Ready-Mix-Concrete Manufacturer Qualifications: A firm experienced in manufacturing ready-mixed concrete products and that complies with ASTM C 94/C 94M requirements for production facilities and equipment.
 - 1. Manufacturer certified according to NRMCA's "Certification of Ready Mixed Concrete Production Facilities" (Quality Control Manual - Section 3, "Plant Certification Checklist").

1.4 PRECONSTRUCTION TESTING

- A. Preconstruction Testing Service: Engage a qualified independent testing agency to perform preconstruction testing on concrete paving mixtures.

PART 2 - PRODUCTS

2.1 CONCRETE, GENERAL

- A. ACI Publications: Comply with ACI 301 (ACI 301M) unless otherwise indicated.

2.2 STEEL REINFORCEMENT

- A. Plain-Steel Welded-Wire Reinforcement: ASTM A 1064/A 1064M, fabricated from as-drawn steel wire into flat sheets.
- B. Reinforcing Bars: ASTM A 615/A 615M, Grade 60 (Grade 420); deformed.
- C. Joint Dowel Bars: ASTM A 615/A 615M, Grade 60 (Grade 420) plain-steel bars; zinc coated (galvanized) after fabrication according to ASTM A 767/A 767M, Class I coating. Cut bars true to length with ends square and free of burrs.
- D. Bar Supports: Bolsters, chairs, spacers, and other devices for spacing, supporting, and fastening reinforcing bars, welded-wire reinforcement, and dowels in place. Manufacture bar supports according to CRSI's "Manual of Standard Practice" from steel wire, plastic, or precast concrete of greater compressive strength than concrete specified.

2.3 CONCRETE MATERIALS

- A. Cementitious Materials: Use the following cementitious materials, of same type, brand, and source throughout Project:
 - 1. Portland Cement: ASTM C 150/C 150M, gray portland cement Type I/II.
 - 2. Fly Ash: ASTM C 618, Class C or Class F.
- B. Normal-Weight Aggregates: ASTM C 33/C 33M, Class 4S, uniformly graded. Provide aggregates from a single source.
- C. Air-Entraining Admixture: ASTM C 260/C 260M.
- D. Chemical Admixtures: Admixtures certified by manufacturer to be compatible with other admixtures and to contain not more than 0.1 percent water-soluble chloride ions by mass of cementitious material.
- E. Water: Potable and complying with ASTM C 94/C 94M.

2.4 CURING MATERIALS

- A. Absorptive Cover: AASHTO M 182, Class 3, burlap cloth made from jute or kenaf, weighing approximately 9 oz./sq. yd. (305 g/sq. m) dry.
- B. Moisture-Retaining Cover: ASTM C 171, polyethylene film or white burlap-polyethylene sheet.
- C. Water: Potable.
- D. Evaporation Retarder: Waterborne, monomolecular, film forming, manufactured for application to fresh concrete.
- E. Clear, Waterborne, Membrane-Forming Curing Compound: ASTM C 309, Type 1, Class B, dissipating.

- F. White, Waterborne, Membrane-Forming Curing Compound: ASTM C 309, Type 2, Class B, dissipating.

2.5 RELATED MATERIALS

- A. Joint Fillers: ASTM D 1751, asphalt-saturated cellulosic fiber in preformed strips.

2.6 CONCRETE MIXTURES

- A. Prepare design mixtures, proportioned according to ACI 301 (ACI 301M), for each type and strength of normal-weight concrete, and as determined by either laboratory trial mixtures or field experience.
- B. Cementitious Materials: Limit percentage, by weight, of cementitious materials other than portland cement in concrete as follows:
 - 1. Fly Ash or Pozzolan: 25 percent.
 - 2. Slag Cement: 50 percent.
 - 3. Combined Fly Ash or Pozzolan, and Slag Cement: 50 percent, with fly ash or pozzolan not exceeding 25 percent.
- C. Add air-entraining admixture at manufacturer's prescribed rate to result in normal-weight concrete at point of placement having an air content as follows:
 - 1. Air Content: 5-7 percent.
- D. Chemical Admixtures: Use admixtures according to manufacturer's written instructions.
- E. Concrete Mixtures: Normal-weight concrete.
 - 1. Compressive Strength (28 Days): 4,000 psi (31 MPa).
 - 2. Maximum W/C Ratio at Point of Placement: 0.50.
 - 3. Slump Limit: 4 inches (100 mm), maximum.

2.7 CONCRETE MIXING

- A. Ready-Mixed Concrete: Measure, batch, and mix concrete materials and concrete according to ASTM C 94/C 94M. Furnish batch certificates for each batch discharged and used in the Work.

PART 3 - EXECUTION

3.1 EXAMINATION

- A. Proof-roll prepared subbase surface below concrete paving to identify soft pockets and areas of excess yielding. Refer to Geotechnical Engineering Services Report, dated June 15, 2021.

3.2 PREPARATION

- A. Scarify and compact subgrade soils to at least 95% of the materials' standard or modified Proctor maximum dry density to a depth of at least 12-inches below the surface. Remove loose material from compacted subgrade surface immediately before placing concrete.

3.3 EDGE FORMS AND SCREED CONSTRUCTION

- A. Set, brace, and secure edge forms, bulkheads, and intermediate screed guides to required lines, grades, and elevations. Install forms to allow continuous progress of work and so forms can remain in place at least 24 hours after concrete placement.
- B. Clean forms after each use and coat with form-release agent to ensure separation from concrete without damage.

3.4 STEEL REINFORCEMENT INSTALLATION

- A. Comply with CRSI's "Manual of Standard Practice" for fabricating, placing, and supporting reinforcement.

3.5 JOINTS

- A. General: Form construction, isolation, and contraction joints and tool edges true to line, with faces perpendicular to surface plane of concrete. Construct transverse joints at right angles to centerline unless otherwise indicated.
- B. Construction Joints: Set construction joints at side and end terminations of paving and at locations where paving operations are stopped for more than one-half hour unless paving terminates at isolation joints.
- C. Expansion Joints: Set expansion joints at locations where new concrete pavement abuts existing concrete.
- D. Isolation Joints: Form isolation joints of preformed joint-filler strips abutting concrete curbs, catch basins, manholes, inlets, structures, other fixed objects, and where indicated.
- E. Contraction Joints: Form weakened-plane contraction joints, sectioning concrete into areas as indicated. Construct contraction joints for a depth equal to at least one-fourth of the concrete thickness:
- F. Edging: After initial floating, tool edges of paving, gutters, curbs, and joints in concrete with an edging tool to a 1/4-inch (6-mm) radius. Repeat tooling of edges after applying surface finishes. Eliminate edging-tool marks on concrete surfaces.

3.6 CONCRETE PLACEMENT

- A. Moisten subbase to provide a uniform dampened condition at time concrete is placed. Do not place concrete around manholes or other structures until they are at required finish elevation and alignment.
- B. Comply with ACI 301 (ACI 301M) requirements for measuring, mixing, transporting, and placing concrete.
- C. Deposit and spread concrete in a continuous operation between transverse joints. Do not push or drag concrete into place or use vibrators to move concrete into place.
- D. Screed paving surface with a straightedge and strike off.
- E. Commence initial floating using bull floats or darbies to impart an open-textured and uniform surface plane before excess moisture or bleedwater appears on the surface. Do not further disturb concrete surfaces before beginning finishing operations or spreading surface treatments.

3.7 FLOAT FINISHING

- A. General: Do not add water to concrete surfaces during finishing operations.
- B. Float Finish: Begin the second floating operation when bleedwater sheen has disappeared and concrete surface has stiffened sufficiently to permit operations. Float surface with power-driven floats or by hand floating if area is small or inaccessible to power units. Finish surfaces to true planes. Cut down high spots and fill low spots. Refloat surface immediately to uniform granular texture.
 - 1. Medium-to-Fine-Textured Broom Finish: Draw a soft-bristle broom across float-finished concrete surface, perpendicular to line of traffic, to provide a uniform, fine-line texture.

3.8 CONCRETE PROTECTION AND CURING

- A. General: Protect freshly placed concrete from premature drying and excessive cold or hot temperatures.
- B. Comply with ACI 306.1 for cold-weather protection and ACI 305.1 for hot-weather protection during curing.
- C. Evaporation Retarder: Apply evaporation retarder to concrete surfaces if hot, dry, or windy conditions cause moisture loss approaching 0.2 lb/sq. ft. x h (1 kg/sq. m x h) before and during finishing operations. Apply according to manufacturer's written instructions after placing, screeding, and bull floating or darbying concrete but before float finishing.
- D. Begin curing after finishing concrete but not before free water has disappeared from concrete surface.
- E. Curing Methods: Cure concrete by moisture curing, curing compound or a combination of these.

3.9 PAVING TOLERANCES

A. Comply with tolerances in ACI 117 (ACI 117M) and as follows:

1. Elevation: 3/4 inch.
2. Thickness: Plus 3/8 inch, minus 1/4 inch.
3. Surface: Gap below 10-feet long; unleveled straightedge not to exceed 1/2 inch.
4. Joint Spacing: 3 inches.
5. Contraction Joint Depth: Plus 1/4 inch, no minus.
6. Joint Width: Plus 1/8 inch, no minus.

3.10 REPAIR AND PROTECTION

- A. Remove and replace concrete paving that is broken, damaged, or defective or that does not comply with requirements in this Section. Remove work in complete sections from joint to joint unless otherwise approved by Architect.
- B. Protect concrete paving from damage. Exclude traffic from paving for at least 14 days after placement. When construction traffic is permitted, maintain paving as clean as possible by removing surface stains and spillage of materials as they occur.
- C. Maintain concrete paving free of stains, discoloration, dirt, and other foreign material. Sweep paving not more than two days before date scheduled for Substantial Completion inspections.

END OF SECTION 321313

SECTION 321373 - CONCRETE PAVING JOINT SEALANTS

PART 1 - GENERAL

1.1 SUMMARY

- A. Section Includes:
 - 1. Cold-applied joint sealants.
 - 2. Hot-applied joint sealants.
 - 3. Joint-sealant backer materials.
 - 4. Primers.

1.2 PREINSTALLATION MEETINGS

- A. Preinstallation Conference: Conduct conference at Project site.

1.3 ACTION SUBMITTALS

- A. Product Data: For each type of product.
- B. Samples: For each kind and color of joint sealant required.
- C. Paving-Joint-Sealant Schedule: Include the following information:
 - 1. Joint-sealant application, joint location, and designation.
 - 2. Joint-sealant manufacturer and product name.
 - 3. Joint-sealant formulation.
 - 4. Joint-sealant color.

1.4 INFORMATIONAL SUBMITTALS

- A. Product certificates.

PART 2 - PRODUCTS

2.1 MATERIALS, GENERAL

- A. Compatibility: Provide joint sealants, backing materials, and other related materials that are compatible with one another and with joint substrates under conditions of service and application, as demonstrated by joint-sealant manufacturer, based on testing and field experience.

2.2 COLD-APPLIED JOINT SEALANTS

- A. Single-Component, Self-Leveling, Silicone Joint Sealant: ASTM D 5893/D 5893M, Type SL.

2.3 HOT-APPLIED JOINT SEALANTS

- A. Hot-Applied, Single-Component Joint Sealant: ASTM D 6690, Type I, II, or III.

2.4 JOINT-SEALANT BACKER MATERIALS

- A. Round Backer Rods for Cold- and Hot-Applied Joint Sealants: ASTM D 5249, Type 1, of diameter and density required to control sealant depth and prevent bottom-side adhesion of sealant.
- B. Round Backer Rods for Cold-Applied Joint Sealants: ASTM D 5249, Type 3, of diameter and density required to control joint-sealant depth and prevent bottom-side adhesion of sealant.

2.5 PRIMERS

- A. Primers: Product recommended by joint-sealant manufacturer where required for adhesion of sealant to joint substrates indicated.

PART 3 - EXECUTION

3.1 INSTALLATION OF JOINT SEALANTS

- A. Comply with joint-sealant manufacturer's written installation instructions for products and applications indicated unless more stringent requirements apply.
- B. Cleaning of Joints: Clean out joints immediately to comply with joint-sealant manufacturer's written instructions.
- C. Joint Priming: Prime joint substrates where indicated or where recommended in writing by joint-sealant manufacturer.
- D. Joint-Sealant Installation Standard: Comply with recommendations in ASTM C 1193 for use of joint sealants as applicable to materials, applications, and conditions.
- E. Install joint-sealant backings to support joint sealants during application and at position required to produce cross-sectional shapes and depths of installed sealants relative to joint widths that allow optimum sealant movement capability.
 - 1. Do not leave gaps between ends of joint-sealant backings.
 - 2. Do not stretch, twist, puncture, or tear joint-sealant backings.
 - 3. Remove absorbent joint-sealant backings that have become wet before sealant application and replace them with dry materials.

- F. Install joint sealants immediately following backing installation, using proven techniques that comply with the following:
 - 1. Place joint sealants so they fully contact joint substrates.
 - 2. Completely fill recesses in each joint configuration.
 - 3. Produce uniform, cross-sectional shapes and depths relative to joint widths that allow optimum sealant movement capability.
- G. Tooling of Nonsag Joint Sealants: Immediately after joint-sealant application and before skinning or curing begins, tool sealants according to the following requirements to form smooth, uniform beads of configuration indicated; to eliminate air pockets; and to ensure contact and adhesion of sealant with sides of joint:
 - 1. Remove excess joint sealant from surfaces adjacent to joints.
 - 2. Use tooling agents that are approved in writing by joint-sealant manufacturer and that do not discolor sealants or adjacent surfaces.
- H. Provide joint configuration to comply with joint-sealant manufacturer's written instructions unless otherwise indicated.
- I. Clean off excess joint sealant as the Work progresses, by methods and with cleaning materials approved in writing by joint-sealant manufacturers.

END OF SECTION 321373

SECTION 321713 - PARKING BUMPERS

PART 1 - GENERAL

1.1 SUMMARY

- A. Section includes rubber wheel stops.

1.2 ACTION SUBMITTALS

- A. Product Data: For each type of product.
- B. Samples: For each exposed product and for each color and texture specified.

PART 2 - PRODUCTS

2.1 PARKING BUMPERS

- A. Rubber Wheel Stops: 100% recycled rubber, black/white, 4 inches high by 6 inches wide by 72 inches long, weather resistant, chamfered corners, and a minimum of two factory-formed or -drilled vertical holes through wheel stop for anchoring to substrate.
 - 1. Mounting Hardware: Use rebar spikes (in asphalt) or steel lag bolts (in concrete) as standard with wheel-stop manufacturer.

PART 3 - EXECUTION

3.1 INSTALLATION

- A. Install wheel stops according to manufacturer's written instructions unless otherwise indicated.
- B. Securely anchor wheel stops to pavement with hardware in each preformed vertical hole in wheel stop as recommended in writing by manufacturer. Recess head of hardware beneath top of wheel stop.

END OF SECTION 321713

SECTION 321723 - PAVEMENT MARKINGS

PART 1 - GENERAL

1.1 SUMMARY

- A. Section includes painted markings applied to asphalt and concrete pavement.

1.2 PREINSTALLATION MEETINGS

- A. Preinstallation Conference: Conduct conference at Project site.

1.3 ACTION SUBMITTALS

- A. Product Data: For each type of product.
- B. Samples: For each exposed product and for each color and texture specified.

PART 2 - PRODUCTS

2.1 MANUFACTURERS

- A. Manufacturers: Subject to compliance with requirements, available manufacturers offering products that may be incorporated into the Work include, but are not limited to the following:
 - 1. Dunn-Edwards Corporation.
 - 2. Ennis-Flint.
 - 3. PPG Paints.
 - 4. Sherwin-Williams Company (The).

2.2 PERFORMANCE REQUIREMENTS

- A. Accessibility Standard: Comply with applicable provisions in the ABA standards of the Federal agency having jurisdiction and ICC A117.1.

2.3 PAVEMENT-MARKING PAINT

- A. Parking Stripes: MPI #32, solvent-borne traffic-marking paint.
 - 1. Color: As indicated.
- B. Glass Beads: AASHTO M 247, Type 1.

2.4 PREFORMED THERMOPLASTIC

- A. Handicap Symbol: Pre-cut thermoplastic.
 - 1. Color: As indicated on plan.

PART 3 - EXECUTION

3.1 PAVEMENT MARKING

- A. Do not apply pavement-markings until layout, colors, and placement have been verified by Owner's Representative.
- B. Allow paving to age for a minimum of 30 days before starting pavement marking.
- C. Sweep and clean surface to eliminate loose material and dust.
- D. Apply paint with mechanical equipment to produce pavement markings, of dimensions indicated, with uniform, straight edges. Apply at manufacturer's recommended rates to provide a minimum wet film thickness of 15 mils (0.4 mm).
 - 1. Apply graphic symbols and lettering with paint-resistant, die-cut stencils. Apply paint so that it cannot run beneath stencil.
 - 2. Broadcast glass beads uniformly into wet markings at a rate of 6 lb/gal. (0.72 kg/L).

END OF SECTION 321723

SECTION 321726 - TACTILE WARNING SURFACING

PART 1 - GENERAL

1.1 SUMMARY

A. Section Includes:

1. Cast-in-place detectable warning tiles.

1.2 ACTION SUBMITTALS

A. Product Data: For each type of product.

B. Samples for each type of exposed finish requiring color selection.

PART 2 - PRODUCTS

2.1 TACTILE WARNING SURFACING, GENERAL

A. Accessibility Requirements: Comply with applicable provisions in the U.S. Architectural & Transportation Barriers Compliance Board's ADA-ABA Accessibility Guidelines for Buildings and Facilities and ICC A117.1 for tactile warning surfaces.

1. For tactile warning surfaces composed of multiple units, provide units that when installed provide consistent side-to-side and end-to-end dome spacing that complies with requirements.

2.2 DETECTABLE WARNING TILES

A. Cast-in-Place Detectable Warning Tiles: Accessible truncated-dome detectable warning tiles configured for setting flush in new concrete walkway surfaces, with slip-resistant surface treatment on domes and field of tile.

1. Material: Vitrified polymer composite tile.
2. Color: As selected by Owner's Representative from manufacturer's full line.
3. Shapes and Sizes:
 - a. Rectangular panel, 24 by 24 inches (600 by 600 mm).
4. Dome Spacing and Configuration: Manufacturer's standard compliant spacing, in manufacturer's standard pattern.
5. Mounting:
 - a. Permanently embedded detectable warning tile wet-set into freshly poured concrete.

2.3 ACCESSORIES

- A. Sealant: As recommended by manufacturer for sealing perimeter of tactile warning surfacing unit.

PART 3 - EXECUTION

3.1 INSTALLATION OF TACTILE WARNING SURFACING

- A. General: Prepare substrate and install tactile warning surfacing according to manufacturer's written instructions unless otherwise indicated.
- B. Place tactile warning surfacing units in dimensions and orientation indicated. Comply with location requirements of AASHTO MP 12.
- C. Cast-in-Place Detectable Warning Tiles: Set each detectable warning tile accurately and firmly in place and completely seat tile back and embedments in wet concrete by tamping or vibrating. Set surface of tile flush with surrounding concrete and adjacent tiles. Remove concrete from tile surfaces and clean using methods recommended in writing by manufacturer.
- D. Remove and replace tactile warning surfacing that is broken or damaged or does not comply with requirements in this Section. Remove in complete sections from joint to joint unless otherwise approved by Architect. Replace using tactile warning surfacing installation methods acceptable to Architect.
- E. Protect tactile warning surfacing from damage and maintain free of stains, discoloration, dirt, and other foreign material.

END OF SECTION 321726

SECTION 321816 - PLAYGROUND PROTECTIVE SURFACING

PART 1 - GENERAL

1.1 SUMMARY

- A. Section Includes:
 - 1. Unitary, seamless surfacing.
 - 2. Organic loose-fill surfacing.

1.2 DEFINITIONS

- A. Critical Height: Standard measure of shock attenuation according to ASTM F 2223; same as "critical fall height" in ASTM F 1292.
- B. Unitary Surfacing: A protective surfacing of one or more material components bound together to form a continuous surface; same as "unitary system" in ASTM F 2223.

1.3 ACTION SUBMITTALS

- A. Product Data: For each type of product.
- B. Shop Drawings: For each type of protective surfacing.
 - 1. Include plans, sections, placement and penetration details, and attachment to substrates.
 - 2. Include accessories and edge terminations.
 - 3. Include patterns made by varying colors of surfacing.
 - 4. Include fall heights and use zones for equipment and structures specified in Section 116800 "Play Field Equipment and Structures," coordinated with the critical heights for protective surfacing.
- C. Samples: For each exposed product and for each color and texture specified.
- D. Qualification Data: For qualified poured-in-place surfacing Installer. Include list of similar projects completed by Installer demonstrating Installer's capabilities and experience in installing poured-in-place surfacing on slopes less than and equal to 1:2 (1 foot vertical to 2 foot horizontal). Include project names, addresses, and year completed, and include names and addresses of owners' contact persons.

1.4 INFORMATIONAL SUBMITTALS

- A. Material certificates.
- B. Product certificates.

- C. Field quality-control reports.
- D. Sample warranty.

1.5 CLOSEOUT SUBMITTALS

- A. Maintenance data.

1.6 QUALITY ASSURANCE

- A. Installer Qualifications: An entity that employs installers and supervisors who are trained and approved by manufacturer.
 - 1. Experience: Five years' experience in poured-in-place playground surfacing installation in addition to requirements in Section 014000, QUALITY REQUIREMENTS.
 - 2. Installer's Field Supervision: Require Installer to maintain an experienced full-time supervisor on Project site when work is in progress.
 - 3. Personnel Certifications: Installer's field supervisor shall have certification in poured-in-place playground surfacing installation.

1.7 WARRANTY

- A. Special Warranty: Manufacturer and Installer agree to repair or replace components of protective surfacing that fail in materials or workmanship within specified warranty period.
 - 1. Warranty Period: Five years minimum from date of Substantial Completion.

PART 2 - PRODUCTS

2.1 PERFORMANCE REQUIREMENTS

- A. Impact Attenuation: Critical fall height tested according to ASTM F 1292.
- B. Accessibility Standard: Minimum surfacing performance according to ASTM F 1951.

2.2 UNITARY SEAMLESS SURFACING

- A. Description: Manufacturer's standard, site-mixed and applied, single-layer material, overall thickness as required, tested for impact attenuation according to ASTM F 1292 and for accessibility according to ASTM F 1951.
 - 1. Manufacturers: Subject to compliance with requirements, available manufacturers offering products that may be incorporated into the Work include, but are not limited to the following:
 - a. PrimoTurf Natural.
 - b. GameTime, A Playcore Company.

- c. SpectraTurf, an Ecore Company.
 - d. Xgrass/Duraflex.
- 2. Critical Height range: 2 feet (0.6 m) to 10 feet (3 m).
- 3. Overall Thickness: Not less than as required for critical height indicated.
- 4. Minimum warranty of 3 years.
- 5. Color: Multi-colored earthtones. Provide samples to Owner's Representative for review and approval, along with play equipment colors.
- 6. Primer/Adhesive: Manufacturer's standard primer and weather-resistant, moisture-cured adhesives suitable for unit, substrate, and location, as follows.
 - Aromatic binder: utilize with dark colors and those mixed with black.
 - Aliphatic binder: utilize with light colors.
- B. Leveling and Patching Material: Portland cement-based grout or epoxy- or polyurethane-based formulation suitable for exterior use and approved by protective surfacing manufacturer.

2.3 ORGANIC LOOSE-FILL SURFACING

- A. Engineered Wood Fiber: ASTM F 2075; containing no bark, leaves, twigs, or foreign or toxic materials; tested for accessibility according to ASTM F 1951.
 - 1. Manufacturers: Subject to compliance with requirements, available manufacturers offering products that may be incorporated into the Work include, but are not limited to the following:
 - a. Fibar Group LLC (The).
 - b. GameTime; a PlayCore, Inc. company.
 - c. SofSolutions Inc.
 - 2. Critical Height: 16-inches (0.41 m).
 - 3. Uncompressed Material Depth: Not less than as required for critical height indicated.

2.4 LOOSE-FILL ACCESSORIES

- A. Edging per plans and specifications.

PART 3 - EXECUTION

3.1 PREPARATION

- A. Prepare substrates to receive surfacing products according to protective surfacing manufacturer's written instructions.
 - 1. Repair: Fill holes and depressions in unsatisfactory surfaces with leveling and patching material.
 - 2. Terminal Edges: Saw cut concrete for terminal edges of protective surfacing.

3.2 INSTALLATION OF SEAMLESS SURFACING

- A. Mix and apply components of seamless surfacing according to manufacturer's written instructions to produce uniform, monolithic, and impact-attenuating protective surfacing of required overall thickness.
 - 1. Substrate Primer: Apply over prepared substrate at manufacturer's standard spreading rate for type of substrate.
 - 2. Poured Buffing Layer: Spread evenly over primed substrate in one continuous operation, with a minimum of cold joints.
 - 3. Edge Treatment: As indicated on Drawings.

3.3 INSTALLATION OF LOOSE-FILL SURFACING

- A. Apply components of loose-fill surfacing according to manufacturer's written instructions to produce a uniform surface.
- B. Edging: Place and permanently secure edging in place, and attach units to each other.
- C. Loose Fill: Place loose-fill materials to required depth after installation of playground equipment support posts and foundations. Include manufacturer's recommended amount of additional material to offset mechanical compaction.
- D. Compaction: After initial grading, mechanically compact loose fill before finish grading.
- E. Finish Grading: Hand rake to a uniformly smooth finished surface and to required elevations.

3.4 FIELD QUALITY CONTROL

- A. Testing Agency: Contractor, at no expense to the Owner, will engage a qualified testing agency to perform tests.
- B. Perform the following tests with the assistance of a factory-authorized service representative:
 - 1. Perform "Installed Surface Performance Test" according to ASTM F 1292 for each protective surfacing type and thickness in each playground area.
- C. Playground protective surfacing will be considered defective if it does not pass tests.
- D. Prepare test reports.

END OF SECTION 321816

SECTION 323300 - SITE FURNISHINGS

PART 1 - GENERAL

1.1 SUMMARY

- A. Section Includes:
 - 1. Drinking fountains.

1.2 ACTION SUBMITTALS

- A. Product Data: For each type of product.
- B. Samples: For each finish.

1.3 CLOSEOUT SUBMITTALS

- A. Maintenance data.

PART 2 - PRODUCTS

2.1 DRINKING FOUNTAINS

- A. Provide stainless steel drinking fountains with bottle filler, recessed hose bib with locking cover, and seasonal cover. The fountain must include a standard height fountain and wheelchair accessible arm. Acceptable manufacturers may include:
 - 1. Most Dependable Fountains.
 - 2. Murdock Manufacturing.
 - 3. Haws.

2.2 MATERIALS

- A. Anchors, Fasteners, Fittings, and Hardware: Manufacturer's standard, corrosion-resistant-coated or noncorrodible materials; commercial quality, tamperproof, vandal and theft resistant, concealed, recessed, and capped or plugged.
 - 1. Angle Anchors: For inconspicuously bolting legs of site furnishings to on-grade or below-grade substrate.
 - 2. Antitheft Hold-Down Brackets: For securing site furnishings to substrate.
- B. Nonshrink, Nonmetallic Grout: Premixed, factory-packaged, nonstaining, noncorrosive, nongaseous grout complying with ASTM C 1107/C 1107M; recommended in writing by manufacturer, for exterior applications.

- C. Erosion-Resistant Anchoring Cement: Factory-packaged, nonshrink, nonstaining, hydraulic-controlled expansion cement formulation for mixing with potable water at Project site to create pourable anchoring, patching, and grouting compound; resistant to erosion from water exposure without needing protection by a sealer or waterproof coating; recommended in writing by manufacturer, for exterior applications.

2.3 FABRICATION

- A. Metal Components: Form to required shapes and sizes with true, consistent curves, lines, and angles. Separate metals from dissimilar materials to prevent electrolytic action.
- B. Welded Connections: Weld connections continuously. Weld solid members with full-length, full-penetration welds and hollow members with full-circumference welds. At exposed connections, finish surfaces smooth and blended, so no roughness or unevenness shows after finishing and welded surface matches contours of adjoining surfaces.
- C. Pipes and Tubes: Form simple and compound curves by bending members in jigs to produce uniform curvature for each repetitive configuration required; maintain cylindrical cross section of member throughout entire bend without buckling, twisting, cracking, or otherwise deforming exposed surfaces of handrail and railing components.
- D. Exposed Surfaces: Polished, sanded, or otherwise finished; all surfaces smooth, free of burrs, barbs, splinters, and sharpness; all edges and ends rolled, rounded, or capped.
- E. Factory Assembly: Factory assemble components to greatest extent possible to minimize field assembly. Clearly mark units for assembly in the field.

2.4 STAINLESS-STEEL FINISHES

- A. Surface Preparation: Remove tool and die marks and stretch lines, or blend into finish.
- B. Polished Finishes: Grind and polish surfaces to produce uniform finish, free of cross scratches.
 - 1. Run directional finishes with long dimension of each piece.
 - 2. Directional Satin Finish: per manufacturer.
 - 3. Dull Satin Finish: per manufacturer.

PART 3 - EXECUTION

3.1 INSTALLATION

- A. Comply with manufacturer's written installation instructions unless more stringent requirements are indicated. Complete field assembly of site furnishings where required.
- B. Unless otherwise indicated, install site furnishings after paving has been completed.
- C. Install site furnishings level, plumb, true, and securely anchored at locations indicated on Drawings.

END OF SECTION 323300

SECTION 329113 – SOIL PREPARATION

PART 1 - GENERAL

1.1 RELATED DOCUMENTS

- A. Drawings and general provisions of the Contract, including General and Supplementary Conditions and Division 01 Specification Sections, apply to this Section.

1.2 SUMMARY

- A. Section includes planting soils specified by composition of the mixes.
- B. Related Requirements:
 - 1. Section 311000 "Site Clearing" for topsoil stripping and stockpiling.

1.3 DEFINITIONS

- A. AAPFCO: Association of American Plant Food Control Officials.
- B. Backfill: The earth used to replace or the act of replacing earth in an excavation. This can be amended or unamended soil as indicated.
- C. CEC: Cation exchange capacity.
- D. Compost: The product resulting from the controlled biological decomposition of organic material that has been sanitized through the generation of heat and stabilized to the point that it is beneficial to plant growth.
- E. Duff Layer: A surface layer of soil, typical of forested areas, that is composed of mostly decayed leaves, twigs, and detritus
- F. Finish Grade: Elevation of finished surface of planting soil.
- G. Imported Soil: Soil that is transported to Project site for use.
- H. Layered Soil Assembly: A designed series of planting soils, layered on each other, that together produce an environment for plant growth.
- I. Manufactured Soil: Soil produced by blending soils, sand, stabilized organic soil amendments, and other materials to produce planting soil.
- J. NAPT: North American Proficiency Testing Program. An SSSA program to assist soil-, plant-, and water-testing laboratories through interlaboratory sample exchanges and statistical evaluation of analytical data.

- K. Organic Matter: The total of organic materials in soil exclusive of undecayed plant and animal tissues, their partial decomposition products, and the soil biomass; also called "humus" or "soil organic matter."
- L. Planting Soil: Existing, on-site soil; imported soil; or manufactured soil that has been modified as specified with soil amendments and perhaps fertilizers to produce a soil mixture best for plant growth.
- M. RCRA Metals: Hazardous metals identified by the EPA under the Resource Conservation and Recovery Act.
- N. SSSA: Soil Science Society of America.
- O. Subgrade: Surface or elevation of subsoil remaining after excavation is complete, or the top surface of a fill or backfill before planting soil is placed.
- P. Subsoil: Soil beneath the level of subgrade; soil beneath the topsoil layers of a naturally occurring soil profile, typified by less than 1 percent organic matter and few soil organisms.
- Q. Surface Soil: Soil that is present at the top layer of the existing soil profile. In undisturbed areas, surface soil is typically called "topsoil"; but in disturbed areas such as urban environments, the surface soil can be subsoil.
- R. USCC: U.S. Composting Council.

1.4 PREINSTALLATION MEETINGS

- A. Preinstallation Conference: Conduct conference at project site.

1.5 ACTION SUBMITTALS

- A. Product Data: For each type of product.
 - 1. Include recommendations for application and use.
 - 2. Include test data substantiating that products comply with requirements.
 - 3. Include sieve analyses for aggregate materials.
 - 4. Material Certificates: For each type of imported soil and soil amendment and fertilizer before delivery to the site, according to the following:
 - a. Manufacturer's qualified testing agency's certified analysis of standard products.
 - b. Analysis of fertilizers, by a qualified testing agency, made according to AAPFCO methods for testing and labeling and according to AAPFCO's SUIP #25.
 - c. Analysis of nonstandard materials, by a qualified testing agency, made according to SSSA methods, where applicable.
- B. Samples: For each bulk-supplied material, 1-gal. volume of each in sealed containers labeled with content, source, and date obtained. Each Sample shall be typical of the lot of material to be furnished; provide an accurate representation of composition, color, and texture.

1.6 INFORMATIONAL SUBMITTALS

- A. Qualification Data: For each testing agency.
- B. Preconstruction Test Reports: For preconstruction soil analyses specified in "Preconstruction Testing" Article.
- C. Field quality-control reports.

1.7 QUALITY ASSURANCE

- A. Testing Agency Qualifications: An independent, state-operated, or university-operated laboratory; experienced in soil science, soil testing, and plant nutrition; with the experience and capability to conduct the testing indicated; and that specializes in types of tests to be performed.

1.8 PRECONSTRUCTION TESTING

- A. Preconstruction Testing Service: Engage a qualified testing agency to perform preconstruction soil analyses on existing, on-site soil and imported soil.
 - 1. Notify Landscape Architect seven days in advance of the dates and times when laboratory samples will be taken.
- B. Preconstruction Soil Analyses: For each unamended soil type, perform testing on soil samples and furnish soil analysis and a written report containing soil-amendment and fertilizer recommendations by a qualified testing agency performing the testing according to "Soil-Sampling Requirements" and "Testing Requirements" articles.
 - 1. Have testing agency identify and label samples and test reports according to sample collection and labeling requirements.

1.9 SOIL-SAMPLING REQUIREMENTS

- A. General: Extract soil samples according to requirements in this article.
- B. Sample Collection and Labeling: Have samples taken and labeled by Contractor in presence of Owner under the direction of the testing agency.
 - 1. Number and Location of Samples: Minimum of three representative soil samples from varied locations for each soil to be used or amended for landscaping purposes.
 - 2. Procedures and Depth of Samples: According to USDA-NRCS's "Field Book for Describing and Sampling Soils."
 - 3. Division of Samples: Split each sample into two, equal parts. Send half to the testing agency and half to Owner for its records.
 - 4. Labeling: Label each sample with the date, location keyed to a site plan or other location system, visible soil condition, and sampling depth.

1.10 TESTING REQUIREMENTS

- A. General: Perform tests on soil samples according to requirements in this article.
- B. Physical Testing:
 - 1. Soil Texture: Soil-particle, size-distribution analysis by one of the following methods according to SSSA's "Methods of Soil Analysis - Part 1-Physical and Mineralogical Methods":
 - a. Sieving Method: Report sand-gradation percentages for very coarse, coarse, medium, fine, and very fine sand; and fragment-gradation (gravel) percentages for fine, medium, and coarse fragments; according to USDA sand and fragment sizes.
 - b. Hydrometer Method: Report percentages of sand, silt, and clay.
 - 2. Total Porosity: Calculate using particle density and bulk density according to SSSA's "Methods of Soil Analysis - Part 1-Physical and Mineralogical Methods."
 - 3. Water Retention: According to SSSA's "Methods of Soil Analysis - Part 1-Physical and Mineralogical Methods."
 - 4. Saturated Hydraulic Conductivity: According to SSSA's "Methods of Soil Analysis - Part 1-Physical and Mineralogical Methods"; at 85% compaction according to ASTM D 698 (Standard Proctor).
- C. Chemical Testing:
 - 1. CEC: Analysis by sodium saturation at pH 7 according to SSSA's "Methods of Soil Analysis - Part 3- Chemical Methods."
 - 2. Clay Mineralogy: Analysis and estimated percentage of expandable clay minerals using CEC by ammonium saturation at pH 7 according to SSSA's "Methods of Soil Analysis - Part 1- Physical and Mineralogical Methods."
 - 3. Metals Hazardous to Human Health: Test for presence and quantities of RCRA metals including aluminum, arsenic, barium, copper, cadmium, chromium, cobalt, lead, lithium, and vanadium. If RCRA metals are present, include recommendations for corrective action.
 - 4. Phytotoxicity: Test for plant-available concentrations of phytotoxic minerals including aluminum, arsenic, barium, cadmium, chlorides, chromium, cobalt, copper, lead, lithium, mercury, nickel, selenium, silver, sodium, strontium, tin, titanium, vanadium, and zinc.
- D. Fertility Testing: Soil-fertility analysis according to American Society for Testing and Materials (ASTM) testing protocols including the following:
 - 1. Percentage of organic matter.
 - 2. CEC, calcium percent of CEC, and magnesium percent of CEC.
 - 3. Soil reaction (acidity/alkalinity pH value).
 - 4. Buffered acidity or alkalinity.
 - 5. Nitrogen ppm.
 - 6. Phosphorous ppm.
 - 7. Potassium ppm.
 - 8. Manganese ppm.
 - 9. Manganese-availability ppm.
 - 10. Zinc ppm.

11. Zinc availability ppm.
 12. Copper ppm.
 13. Sodium ppm and sodium absorption ratio.
 14. Soluble-salts ppm.
 15. Presence and quantities of problem materials including salts and metals cited in the Standard protocol. If such problem materials are present, provide additional recommendations for corrective action.
 16. Other deleterious materials, including their characteristics and content of each.
- E. Organic-Matter Content: Analysis using loss-by-ignition method according to SSSA's "Methods of Soil Analysis - Part 3- Chemical Methods."
- F. Recommendations: Based on the test results, state recommendations for soil treatments and soil amendments to be incorporated to produce satisfactory planting soil suitable for healthy, viable plants indicated. Include, at a minimum, recommendations for nitrogen, phosphorous, and potassium fertilization, and for micronutrients.
1. Fertilizers and Soil Amendment Rates: State recommendations in weight per 1,000 sq. ft. (100 sq. m) for 6-inch (150-mm) depth of soil.
 2. Soil Reaction: State the recommended liming rates for raising pH or sulfur for lowering pH according to the buffered acidity or buffered alkalinity in weight per 1,000 sq. ft. (100 sq. m) for 6-inch (150-mm) depth of soil.

1.11 DELIVERY, STORAGE, AND HANDLING

- A. Packaged Materials: Deliver packaged materials in original, unopened containers showing weight, certified analysis, name and address of manufacturer, and compliance with state and Federal laws if applicable.
- B. Bulk Materials:
1. Do not dump or store bulk materials near structures, utilities, walkways and pavements, or on existing turf areas or plants.
 2. Provide erosion-control measures to prevent erosion or displacement of bulk materials, discharge of soil-bearing water runoff, and airborne dust reaching adjacent properties, water conveyance systems, or walkways.
 3. Do not move or handle materials when they are wet or frozen.
 4. Accompany each delivery of bulk fertilizers and soil amendments with appropriate certificates.

PART 2 - PRODUCTS

2.1 MATERIALS

- A. Regional Materials: Imported soil and soil amendments and fertilizers shall be manufactured within 100 miles (800 km) of Project site from materials that have been extracted, harvested, or recovered, as well as manufactured, within 100 miles (800 km) of Project site.

2.2 PLANTING SOILS SPECIFIED BY COMPOSITION

- A. General: Soil amendments, fertilizers, and rates of application specified in this article are guidelines that may need revision based on testing laboratory's recommendations after preconstruction soil analyses are performed.
- B. Planting-Soil Type: Existing, on-site surface soil, with the duff layer, if any, retained and stockpiled on-site; modified to produce viable planting soil. Blend existing, on-site surface soil with the following soil amendments and fertilizers in the following quantities to produce planting soil:
 - 1. Ratio of Loose Compost to Soil: 1:4 by volume.
- C. Planting-Soil Type: Imported, naturally formed soil from off-site sources and consisting of silty clay loam according to USDA textures; and modified to produce viable planting soil.
 - 1. Sources: Take imported, unamended soil from sources that are naturally well-drained sites where topsoil occurs at least 4 inches (100 mm) deep, not from agricultural land, bogs, or marshes; and that do not contain undesirable organisms; disease-causing plant pathogens; or obnoxious weeds and invasive plants including, but not limited to, quackgrass, Johnsongrass, poison ivy, nutsedge, nimblewill, Canada thistle, bindweed, bentgrass, wild garlic, ground ivy, perennial sorrel, and brome grass.
 - 2. Additional Properties of Imported Soil before Amending: Soil reaction of pH 5.5 to 7.5 and minimum of 4 percent organic-matter content, friable, and with sufficient structure to give good tilth and aeration.
 - 3. Unacceptable Properties: Clean soil of the following:
 - a. Unacceptable Materials: Concrete slurry, concrete layers or chunks, cement, plaster, building debris, oils, gasoline, diesel fuel, paint thinner, turpentine, tar, roofing compound, acid, and other extraneous materials that are harmful to plant growth.
 - b. Unsuitable Materials: Stones, roots, plants, sod, clay lumps, and pockets of coarse sand.
 - c. Large Materials: Stones, clods, roots, clay lumps, and pockets of coarse sand exceeding 1 inch in any dimension.

2.3 INORGANIC SOIL AMENDMENTS

- A. Lime: ASTM C 602, agricultural liming material containing a minimum of 80 percent calcium carbonate equivalent and as follows:
 - 1. Class: T, with a minimum of 99 percent passing through a No. 8 (2.36-mm) sieve and a minimum of 75 percent passing through a No. 60 (0.25-mm) sieve.
 - 2. Class: O, with a minimum of 95 percent passing through a No. 8 (2.36-mm) sieve and a minimum of 55 percent passing through a No. 60 (0.25-mm) sieve.
 - 3. Form: Provide lime in form of ground dolomitic limestone.
- B. Sulfur: Granular, biodegradable, and containing a minimum of 90 percent elemental sulfur, with a minimum of 99 percent passing through a No. 6 (3.35-mm) sieve and a maximum of 10 percent passing through a No. 40 (0.425-mm) sieve.

- C. Iron Sulfate: Granulated ferrous sulfate containing a minimum of 20 percent iron and 10 percent sulfur.
- D. Perlite: Horticultural perlite, soil amendment grade.
- E. Agricultural Gypsum: Minimum 90 percent calcium sulfate, finely ground with 90 percent passing through a No. 50 (0.30-mm) sieve.
- F. Sand: Clean, washed, natural or manufactured, free of toxic materials, and according to ASTM C 33/C 33M.

2.4 ORGANIC SOIL AMENDMENTS

- A. Compost: Well-composted, stable, and weed-free organic matter produced by composting feedstock, and bearing USCC's "Seal of Testing Assurance," and as follows:
 - 1. Feedstock: Limited to leaves.
 - 2. Reaction: pH of 5.5 to 8.
 - 3. Soluble-Salt Concentration: Less than 4 dS/m.
 - 4. Moisture Content: 35 to 55 percent by weight.
 - 5. Organic-Matter Content: 50 to 60 percent of dry weight.
 - 6. Particle Size: Minimum of 98 percent passing through a 1/2-inch (13-mm) sieve.

PART 3 - EXECUTION

3.1 GENERAL

- A. Verify that no foreign or deleterious material or liquid such as paint, paint washout, concrete slurry, concrete layers or chunks, cement, plaster, oils, gasoline, diesel fuel, paint thinner, turpentine, tar, roofing compound, or acid has been deposited in planting soil.
- B. Proceed with placement only after unsatisfactory conditions have been corrected.

3.2 PREPARATION OF UNAMENDED, ON-SITE SOIL BEFORE AMENDING

- A. Excavation: Refer to specification Section 312000 'Earth Moving'.
- B. Unacceptable Materials: Clean soil of concrete slurry, concrete layers or chunks, cement, plaster, building debris, oils, gasoline, diesel fuel, paint thinner, turpentine, tar, roofing compound, acid, and other extraneous materials that are harmful to plant growth.
- C. Unsuitable Materials: Clean soil of stones, roots, plants, sod, clay lumps, and pockets of coarse sand.
- D. Screening: Pass unamended soil through a 1-inch sieve to remove large materials.

3.3 PLACING AND MIXING PLANTING SOIL OVER EXPOSED SUBGRADE

- A. General: Apply and mix unamended soil with amendments on-site to produce required planting soil. Do not apply materials or till if existing soil or subgrade is frozen, muddy, or excessively wet.
- B. Subgrade Preparation: Till subgrade to minimum depth of 6 inches for turf areas. Remove stones larger than 1 inch in any dimension and sticks, roots, rubbish, and other extraneous matter and legally dispose of them off Owner's property.
 - 1. Apply, add soil amendments, and mix approximately half the thickness of unamended soil over prepared, loosened subgrade according to "Mixing" Paragraph below. Mix thoroughly into top 4 inches (100 mm) of subgrade. Spread remainder of planting soil.
- C. Mixing: Spread unamended soil to total depth of 4 inches but not less than required to meet finish grades after mixing with amendments and natural settlement. Do not spread if soil or subgrade is frozen, muddy, or excessively wet.
 - 1. Amendments: Apply soil amendments, except compost, and fertilizer, if required, evenly on surface, and thoroughly blend them with unamended soil to produce planting soil.
 - a. Mix lime and sulfur with dry soil before mixing fertilizer.
 - b. Mix fertilizer with planting soil no more than seven days before planting.
 - 2. Lifts: Apply and mix unamended soil and amendments in lifts not exceeding 12 inches in loose depth for material compacted by compaction equipment, and not more than 6 inches in loose depth for material compacted by hand-operated tampers.
- D. Compaction: Compact each blended lift of planting soil to 75 to 82 percent of maximum Standard Proctor density according to ASTM D 698 and tested in-place.
- E. Finish Grading: Grade planting soil to a smooth, uniform surface plane with loose, uniformly fine texture. Roll and rake, remove ridges, and fill depressions to meet finish grades.
- F. Establish finish grade before September 15th.
- G. Obtain Landscape Architect's acceptance of finish grade; restore planting areas if eroded or otherwise disturbed after finish grading.

3.4 APPLYING COMPOST TO SURFACE OF PLANTING SOIL

- A. Application: Apply compost component of planting-soil mix to surface of in-place planting soil. Do not apply materials or till if existing soil or subgrade is frozen, muddy, or excessively wet.
- B. Finish Grading: Grade surface to a smooth, uniform surface plane with loose, uniformly fine texture. Roll and rake, remove ridges, and fill depressions to meet finish grades.

3.5 FIELD QUALITY CONTROL

- A. Testing Agency: Contractor, at no expense to the Owner, will engage a qualified testing agency to perform code required tests and inspections.
- B. Perform the following tests and inspections:
 - 1. Compaction: Test planting-soil compaction after placing each lift and at completion using a densitometer or soil-compaction meter calibrated to a reference test value based on laboratory testing according to ASTM D 698. Space tests at no less than one for each 1,000 sq. ft. of in-place soil or part thereof.
- C. Soil will be considered defective if it does not pass tests and inspections.
- D. Prepare test and inspection reports.
- E. Label each sample and test report with the date, location keyed to a site plan or other location system, visible conditions when and where sample was taken, and sampling depth.

3.6 PROTECTION

- A. Protection Zone: Identify protection zones according to Section 015639 "Temporary Tree and Plant Protection."
- B. Protect areas of in-place soil from additional compaction, disturbance, and contamination. Prohibit the following practices within these areas except as required to perform planting operations:
 - 1. Storage of construction materials, debris, or excavated material.
 - 2. Parking vehicles or equipment.
 - 3. Vehicle traffic.
 - 4. Foot traffic.
 - 5. Erection of sheds or structures.
 - 6. Impoundment of water.
 - 7. Excavation or other digging unless otherwise indicated.
- C. If planting soil or subgrade is overcompacted, disturbed, or contaminated by foreign or deleterious materials or liquids, remove the planting soil and contamination; restore the subgrade as directed by Landscape Architect and replace contaminated planting soil with new planting soil.

3.7 CLEANING

- A. Protect areas adjacent to planting-soil preparation and placement areas from contamination. Keep adjacent paving and construction clean and work area in an orderly condition.
- B. Remove surplus soil and waste material including excess subsoil, unsuitable materials, trash, and debris and legally dispose of them off Owner's property unless otherwise indicated.

END OF SECTION 329113

SECTION 331400 – WATER UTILITY TRANSMISSION AND DISTRIBUTION

PART 1 - GENERAL

1.1 SECTION INCLUDES

- A. Site water piping and fittings including domestic waterline and fire system, valves, and fire hydrants.
- B. Connection of site water system to municipal water systems.

1.2 RELATED SECTIONS

- A. General, Supplementary Conditions, and Division 01 Specifications Sections
- B. Local Governing Authority and Code Requirements
- C. Construction Drawings

1.3 REFERENCE STANDARDS

- A. American Society of Mechanical Engineers (ASME) latest edition
 - B 16.22 Wrought Copper and Copper Alloy Solder Joint Pressure Fittings
- B. American Society for Testing and Materials (ASTM) latest edition
 - B 88 Seamless Copper Water Tube
 - D 1784 Rigid Poly(Vinyl Chloride) (PVC) Compounds and Chlorinated Poly(Vinyl Chloride) (CPVC) Compounds
 - D 2241 Poly(Vinyl Chloride) (PVC) Pressure-Rated Pipe (SDR-Series)
 - D 2855 Making Solvent-Cemented Joints with Poly(Vinyl Chloride) (PVC) Pipe and Fittings
 - D 3034 Type PSM Poly(Vinyl Chloride) (PVC) Sewer Pipe and Fittings
 - D 3139 Joints for Plastic Pressure Pipes using Flexible Elastomeric Seals
- C. American National Standards Institute (ANSI) latest edition
 - A21.8
- D. American Water Works Association (AWWA) latest edition
 - C104 Cement-Mortar Lining for Ductile-Iron Pipe and Fittings for Water
 - C105 Polyethylene Encasement for Ductile-Iron Piping for Water and Other Liquids
 - C110 Ductile-Iron and Gray-Iron Fittings, 3 In. Through 48 In., for Water and Other Liquids
 - C111 Rubber-Gasket Joints for Ductile Iron Pressure Pipe and Fittings
 - C151 Ductile-Iron Pipe, Centrifugally Cast, for Water or Other Liquids
 - C500 Gate Valves for Water and Sewage Systems
 - C502 Dry-Barrel Fire Hydrants
 - C504 Rubber-Seated Butterfly Valves
 - C508 Swing-Check Valves for Waterworks Service, 2 In. Through 24 In. NPS

- C509 Resilient-Seated Gate Valves for Water and Sewage Systems
- C600 Installation of Ductile-Iron Water Mains and Appurtenances
- C606 Grooved and Shouldered Joints
- C651 Disinfecting Water Mains
- C900 Polyvinyl Chloride (PVC) Pressure Pipe, 4 In. Through 12 In., for Water Distribution

- E. Underwriters Laboratories (UL) latest edition
 - 246 Hydrants for Fire Protection Service

1.4 QUALITY ASSURANCE

- A. Perform installation in accordance with utility company or municipality requirements.
- B. Valves: Manufacturer's name and pressure rating marked on valve body.
- C. Compaction testing of trench backfill shall be performed in accordance with Section 312300-1.
- D. Water distribution system pipe installed below grade and outside building shall be tested in accordance with the following procedures:
 1. Perform testing of pipe materials, joints, and other materials incorporated into construction of water mains and force mains to determine leakage and watertightness. Pressure pipeline shall be tested in accordance with Section 4 of AWWA C600. In event state or local code requires more stringent test, more stringent shall apply.
 2. Pressure Test: After pipe has been laid, newly laid pipe or valved section thereof shall be subjected to hydrostatic pressure of at least 1.5 times working pressure at point of testing and not less than 1.25 times working pressure at highest point along test section.
 3. Leakage Test: Leakage test shall be conducted concurrently with pressure test. Leakage is defined as quantity of water that must be supplied into newly laid pipeline or valved section thereof to maintain pressure within 5 psi of specified test pressure after air in pipeline has been expelled and pipeline has been filled with water. Leakage shall not be measured by drop in pressure in test section over period of time. No pipeline installation will be accepted if leakage is greater than that determined by the following formula:

$$L = \frac{SD\sqrt{P}}{133200}$$

L = allowable leakage, (gallons per hour)

S = length of pipe tested, (feet)

D = nominal diameter of pipe, (inches)

P = average test pressure during test, (psig)

4. Visible Leakage: Visible leaks shall be repaired regardless of amount of leakage measured.
5. Acceptance of Installation: If test of pipe laid in place discloses leakage greater than that specified, Contractor shall, at his own expense, locate leak and make repairs as necessary until leakage is within specified allowance. Supply water for testing at no expense to Owner.

- E. All material testing is to be completed by the CONTRACTOR at no expense to the OWNER.

1.5 SUBMITTALS

- A. Product Data: Provide Owner with data on pipe materials, pipe fittings, hydrants, valves, and accessories.
- B. Manufacturer's Certificate: Certify that products meet or exceed state or local requirements.
- C. Furnish 1 copy of results of meter test and hydrostatic pressure test to Owner and utility company upon completion of water distribution backfilling operations.

1.6 PROJECT RECORD DOCUMENTS

- A. Accurately record actual locations of piping mains, valves, connections, and top of pipe elevations.
- B. Identify and describe unexpected variations to subsoil conditions and location of uncharted utilities.

PART 2 - PRODUCTS

2.1 PIPE

- A. Pipe sizes 2-in. and less that are installed below grade and outside building shall comply with the or following:
 - 1. Seamless Copper Tubing: Type "K" soft copper to comply with ASTM B 88 and installed with wrought copper (95-5 Tin Antimony solder joint) fittings in accordance with ASME B 16.22.
 - 2. Polyvinyl Chloride (PVC) Water Pipe: Pipe shall conform to ASTM D 2241 with Schedule 80 rating and shall be continually marked with manufacturer's name, pipe size, cell classification, SDR rating, and ASTM D 1784 classification. Pipe joints shall be integrally molded bell ends in accordance with ASTM D 3139 with factory supplied elastomeric gaskets and lubricant, schedule 80 rating.
- B. Pipe sizes greater than 2-in. that are installed below grade and outside building shall comply with the following:
 - 1. Polyvinyl Chloride (PVC) Water Pipe: Pipe shall meet the requirements of AWWA C900 and comply with ASTM D 2241, rated SDR 18 (Class 150). Pipe shall be continually marked as for smaller pipes. Pipe joints shall be integrally molded bell ends in accordance with ASTM D 3034, Table 2, with factory supplied elastomeric gaskets and lubricant.
 - 2. Ductile-Iron (DIP) Water Pipe: Unless indicated otherwise on the construction plans, all ductile-iron pipe 6-inch and larger shall be Class 50; 4-inch pipe shall be class 51 complete with all accessories and conforming to ANSI A21.51, AWWA C151, ASTM A 536, and Grade 64-42-10.

2.2 GATE VALVES - 1-In. and Larger

- A. AWWA C509, Iron body, non-rising stem with square nut, single wedge, resilient seat, flanged or mechanical joint ends, control rod, post indicator where indicated on Construction Drawings, extension box and valve key.

2.3 ACCESSORIES

- A. Thrust Blocking: Place 2,500 psi concrete to provide sufficient bearing area to transmit unbalanced thrust from bends, tees, caps, or plugs to undisturbed soil without loading undisturbed soil in excess of 2,500 lb per sq. ft when water main pressure is 100 psi.

MINIMUM THRUST BLOCKING BEARING AREAS

Pipe 11¼° Bend	Tees	90° Bend	45° Bend	22½° Bend
Diameter	Sq. Ft	Sq. Ft	Sq. Ft	Sq. Ft
3"	1.0	1.0	1.0	1.0
4"	1.0	1.0	1.0	1.0
6"	1.5	2.0	1.0	1.0
8"	2.5	3.5	1.8	1.0
10"	4.0	5.5	2.8	1.5
12"	6.0	8.0	4.0	2.0
14"	8.0	11.0	5.5	3.0
16"	10.0	14.2	7.0	4.0
18"	21.0	21.0	12.0	6.0

- B. Locked mechanical joint fittings shall be installed where vertical changes in direction are required and, if approved by Owner and governing authority, can be installed in lieu of above thrust blocking requirements.

PART 3 - EXECUTION

3.1 EXAMINATION

- A. Verify that building service connection and municipal utility water main size, location, and depth are as indicated on Construction Drawings.

3.2 PREPARATION

- A. Ream pipe and tube ends and remove burrs.
- B. Remove scale and dirt, on inside and outside, before assembly.
- C. Prepare pipe for connections to equipment with flanges or unions.

- D. Protect benchmarks, property corners, and other survey monuments from damage or displacement. If marker needs to be removed it shall be referenced by licensed land surveyor and replaced, as necessary, by same.

3.3 BEDDING

- A. Excavate pipe trench and place bedding material in accordance with Section 312300-1.

3.4 INSTALLATION - PIPE AND FITTINGS

- A. Maintain separation of water main from sanitary and storm sewer piping in accordance with state or local codes.
- B. Install pipe and fittings in accordance with AWWA C600.
- C. Install pipe to allow for expansion and contraction without stressing pipe or joints or as specified by pipe manufacturer.
- D. Install access fittings in accordance with local codes to permit disinfection of water system performed under this Section.
- E. Connections with Existing Pipelines: Where connections are made between new work and existing piping, make connection using suitable fittings for conditions encountered. Make each connection with existing pipe at time and under conditions with least interference with operation of existing pipeline and in compliance with local utility company.
- F. Form and place concrete for thrust blocks or other specified methods of retainage at each change of direction or end of pipe main.
- G. Establish elevations of buried piping in accordance with Section 312300-1.
- H. Backfill trench in accordance with Section 312300-1.

3.5 INSTALLATION - VALVES

- A. Install gate valves as indicated on Construction Drawings and supported on concrete pads with valve stem vertical and plumb. Install valve boxes in manner that will not transmit loads, stress, or shock to valve body. Center valve box over operating nut of valve vertical and plumb. Securely fit valve box together leaving cover flush with finished surface.

3.6 DISINFECTION OF DOMESTIC WATER PIPING SYSTEM

- A. Disinfect distribution system with chlorine before acceptance for domestic operation. Amount of chlorine shall be such as to provide dosage of not less than 50 parts per million. Thoroughly flush lines before introduction of chlorinating materials and after contact period of not less than 24 hours, system shall be flushed with clean water until residual chlorine content is not greater than 1.0 part per million. Open and close valves in lines being disinfected several times during contact period. After disinfection, take water sample and bacteriologically test in accordance with AWWA C651. Do not place distribution system in service until approval is obtained from local governing authorities.

3.7 SERVICE CONNECTIONS

- A. Provide water service connection in compliance with utility company requirements including reduced pressure backflow preventor if required and water meter with by-pass valves and sand strainer.

END SECTION 331400

SECTION 334100 - STORM UTILITY DRAINAGE PIPING

PART 1 - GENERAL

1.1 RELATED DOCUMENTS

- A. Drawings and general provisions of the Contract, including General and Supplementary Conditions and Division 01 Specification Sections, apply to this Section.

1.2 SUMMARY

- A. Section Includes:
 - 1. Pipe and fittings.
 - 2. Nonpressure transition couplings.
 - 3. Expansion joints and deflection fittings.
 - 4. Encasement for piping.
 - 5. Pipe outlets.

1.3 DEFINITIONS

- A. FRP: Fiberglass-reinforced plastic.

1.4 ACTION SUBMITTALS

- A. Product Data: For each type of product indicated.

1.5 INFORMATIONAL SUBMITTALS

- A. Coordination Drawings: Show pipe sizes, locations, and elevations. Show other piping in same trench and clearances from storm drainage system piping. Indicate interface and spatial relationship between manholes, piping, and proximate structures.
- B. Profile Drawings: Show system piping in elevation. Draw profiles at horizontal scale of not less than 1 inch equals 50 feet (1:500) and vertical scale of not less than 1 inch equals 5 feet (1:50). Indicate manholes and piping. Show types, sizes, materials, and elevations of other utilities crossing system piping.
- C. Product Certificates: For each type of cast-iron soil pipe and fitting, from manufacturer.
- D. Field quality-control reports.

1.6 DELIVERY, STORAGE, AND HANDLING

- A. Do not store plastic manholes, pipe, and fittings in direct sunlight.
- B. Protect pipe, pipe fittings, and seals from dirt and damage.

1.7 PROJECT CONDITIONS

- A. Interruption of Existing Storm Drainage Service: Do not interrupt service to facilities occupied by Owner or others unless permitted under the following conditions and then only after arranging to provide temporary service according to requirements indicated:
 - 1. Notify Architect no fewer than two days in advance of proposed interruption of service.
 - 2. Do not proceed with interruption of service without Architect's written permission.

PART 2 - PRODUCTS

2.1 STEEL PIPE AND FITTINGS

- A. Corrugated-Steel Pipe and Fittings: ASTM A 760/A 760M, Type I with fittings of similar form and construction as pipe.
 - 1. Special-Joint Bands: Corrugated steel with O-ring seals.
 - 2. Standard-Joint Bands: Corrugated steel.
 - 3. Coating: Aluminum.

2.2 NONPRESSURE TRANSITION COUPLINGS

- A. Comply with ASTM C 1173, elastomeric, sleeve-type, reducing or transition coupling, for joining underground nonpressure piping. Include ends of same sizes as piping to be joined, and corrosion-resistant-metal tension band and tightening mechanism on each end.
- B. Sleeve Materials:
 - 1. For Concrete Pipes: ASTM C 443 (ASTM C 443M), rubber.
 - 2. For Cast-Iron Soil Pipes: ASTM C 564, rubber.
 - 3. For Fiberglass Pipes: ASTM F 477, elastomeric seal or ASTM D 5926, PVC.
 - 4. For Plastic Pipes: ASTM F 477, elastomeric seal or ASTM D 5926, PVC.
 - 5. For Dissimilar Pipes: ASTM D 5926, PVC or other material compatible with pipe materials being joined.
- C. Unshielded, Flexible Couplings:
 - 1. Description: Elastomeric sleeve with stainless-steel shear ring and corrosion-resistant-metal tension band and tightening mechanism on each end.
- D. Shielded, Flexible Couplings:

1. Description: ASTM C 1460, elastomeric or rubber sleeve with full-length, corrosion-resistant outer shield and corrosion-resistant-metal tension band and tightening mechanism on each end.

E. Ring-Type, Flexible Couplings:

1. Description: Elastomeric compression seal with dimensions to fit inside bell of larger pipe and for spigot of smaller pipe to fit inside ring.

F. Standard: ASTM A 674 or AWWA C105.

G. Material: Linear low-density polyethylene film of 0.008-inch (0.20-mm) minimum thickness.

H. Form: Sheet or tube.

I. Color: Black.

2.3 PIPE OUTLETS

A. Head Walls: Cast-in-place reinforced concrete, with apron and tapered sides.

B. Riprap Basins: Broken, irregularly sized and shaped, graded stone according to NSSGA's "Quarried Stone for Erosion and Sediment Control."

1. Average Size: NSSGA No. R-3, screen opening 2 inches (51 mm).
2. Average Size: NSSGA No. R-4, screen opening 3 inches (76 mm).
3. Average Size: NSSGA No. R-5, screen opening 5 inches (127 mm).

C. Filter Stone: According to NSSGA's "Quarried Stone for Erosion and Sediment Control," No. FS-2, No. 4 screen opening, average-size graded stone.

D. Energy Dissipaters: According to NSSGA's "Quarried Stone for Erosion and Sediment Control," No. A-1, 3-ton (2721-kg) average weight armor stone, unless otherwise indicated.

PART 3 - EXECUTION

3.1 EARTHWORK

A. Excavation, trenching, and backfilling are specified in Section 312000 "Earth Moving."

3.2 PIPING INSTALLATION

A. General Locations and Arrangements: Drawing plans and details indicate general location and arrangement of underground storm drainage piping. Location and arrangement of piping layout take into account design considerations. Install piping as indicated, to extent practical. Where specific installation is not indicated, follow piping manufacturer's written instructions.

- B. Install piping beginning at low point, true to grades and alignment indicated with unbroken continuity of invert. Place bell ends of piping facing upstream. Install gaskets, seals, sleeves, and couplings according to manufacturer's written instructions for use of lubricants, cements, and other installation requirements.
- C. Install proper size increasers, reducers, and couplings where different sizes or materials of pipes and fittings are connected. Reducing size of piping in direction of flow is prohibited.
- D. When installing pipe under streets or other obstructions that cannot be disturbed, use pipe-jacking process of microtunneling.
- E. Install gravity-flow, nonpressure drainage piping according to the following:
 - 1. Install piping pitched down in direction of flow.
 - 2. Install piping NPS 6 (DN 150) and larger with restrained joints at tee fittings and at changes in direction. Use corrosion-resistant rods, pipe or fitting manufacturer's proprietary restraint system, or cast-in-place concrete supports or anchors.
 - 3. Install piping with minimum cover of 18" or as indicated.
 - 4. Install corrugated steel piping according to ASTM A 798/A 798M.
 - 5. Install corrugated aluminum piping according to ASTM B 788/B 788M.
- F. Install corrosion-protection piping encasement over the following underground metal piping according to ASTM A 674 or AWWA C105:
 - 1. Expansion joints and deflection fittings.

3.3 PIPE JOINT CONSTRUCTION

- A. Join gravity-flow, nonpressure drainage piping according to the following:
 - 1. Join dissimilar pipe materials with nonpressure-type flexible couplings.

3.4 STORMWATER INLET AND OUTLET INSTALLATION

- A. Construct inlet head walls, aprons, and sides of reinforced concrete, as indicated.
- B. Construct riprap of broken stone, as indicated.
- C. Install outlets that spill onto grade, anchored with concrete, where indicated.
- D. Install outlets that spill onto grade, with flared end sections that match pipe, where indicated.
- E. Construct energy dissipaters at outlets, as indicated.

3.5 CONCRETE PLACEMENT

- A. Place cast-in-place concrete according to ACI 318.

3.6 CONNECTIONS

- A. Connect nonpressure, gravity-flow drainage piping in building's storm building drains specified in Section 221413 "Facility Storm Drainage Piping."
- B. Make connections to existing piping and underground manholes.
 - 1. Use commercially manufactured wye fittings for piping branch connections. Remove section of existing pipe; install wye fitting into existing piping; and encase entire wye fitting, plus 6-inch (150-mm) overlap, with not less than 6 inches (150 mm) of concrete with 28-day compressive strength of 3000 psi (20.7 MPa).
 - 2. Make branch connections from side into existing piping, NPS 4 to NPS 20 (DN 100 to DN 500). Remove section of existing pipe, install wye fitting into existing piping, and encase entire wye with not less than 6 inches (150 mm) of concrete with 28-day compressive strength of 3000 psi (20.7 MPa).
 - 3. Make branch connections from side into existing piping, NPS 21 (DN 525) or larger, or to underground manholes and structures by cutting into existing unit and creating an opening large enough to allow 3 inches (76 mm) of concrete to be packed around entering connection. Cut end of connection pipe passing through pipe or structure wall to conform to shape of and be flush with inside wall unless otherwise indicated. On outside of pipe, manhole, or structure wall, encase entering connection in 6 inches (150 mm) of concrete for minimum length of 12 inches (300 mm) to provide additional support of collar from connection to undisturbed ground.
 - a. Use concrete that will attain a minimum 28-day compressive strength of 3000 psi (20.7 MPa) unless otherwise indicated.
 - b. Use epoxy-bonding compound as interface between new and existing concrete and piping materials.
 - 4. Protect existing piping, manholes, and structures to prevent concrete or debris from entering while making tap connections. Remove debris or other extraneous material that may accumulate.
- C. Connect to sediment interceptors specified in Section 221323 "Sanitary Waste Interceptors."
- D. Pipe couplings, expansion joints, and deflection fittings with pressure ratings at least equal to piping rating may be used in applications below unless otherwise indicated.
 - 1. Use nonpressure-type flexible couplings where required to join gravity-flow, nonpressure sewer piping unless otherwise indicated.
 - a. Unshielded flexible couplings for same or minor difference OD pipes.
 - b. Unshielded, increaser/reducer-pattern, flexible couplings for pipes with different OD.
 - c. Ring-type flexible couplings for piping of different sizes where annular space between smaller piping's OD and larger piping's ID permits installation.
 - 2. Use pressure-type pipe couplings for force-main joints.

3.7 IDENTIFICATION

- A. Materials and their installation are specified in Section 312000 "Earth Moving." Arrange for installation of green warning tape directly over piping and at outside edge of underground structures.
 - 1. Use warning tape or detectable warning tape over ferrous piping.
 - 2. Use detectable warning tape over nonferrous piping and over edges of underground structures.

3.8 FIELD QUALITY CONTROL

- A. Inspect interior of piping to determine whether line displacement or other damage has occurred. Inspect after approximately 24 inches (610 mm) of backfill is in place, and again at completion of Project.
 - 1. Submit separate reports for each system inspection.
 - 2. Defects requiring correction include the following:
 - a. Alignment: Less than full diameter of inside of pipe is visible between structures.
 - b. Deflection: Flexible piping with deflection that prevents passage of ball or cylinder of size not less than 92.5 percent of piping diameter.
 - c. Damage: Crushed, broken, cracked, or otherwise damaged piping.
 - d. Infiltration: Water leakage into piping.
 - e. Exfiltration: Water leakage from or around piping.
 - 3. Replace defective piping using new materials, and repeat inspections until defects are within allowances specified.
 - 4. Reinspect and repeat procedure until results are satisfactory.
- B. Test new piping systems, and parts of existing systems that have been altered, extended, or repaired, for leaks and defects.
 - 1. Do not enclose, cover, or put into service before inspection and approval.
 - 2. Test completed piping systems according to requirements of authorities having jurisdiction.
 - 3. Schedule tests and inspections by authorities having jurisdiction with at least 24 hours' advance notice.
 - 4. Submit separate report for each test.
 - 5. Gravity-Flow Storm Drainage Piping: Test according to requirements of authorities having jurisdiction, UNI-B-6, and the following:
 - a. Exception: Piping with soiltight joints unless required by authorities having jurisdiction.
 - b. Option: Test plastic piping according to ASTM F 1417.
 - c. Option: Test concrete piping according to ASTM C 924 (ASTM C 924M).
- C. Leaks and loss in test pressure constitute defects that must be repaired.

- D. Replace leaking piping using new materials, and repeat testing until leakage is within allowances specified.

3.9 CLEANING

- A. Clean interior of piping of dirt and superfluous materials. Flush with potable water.

END OF SECTION 334100

SECTION 334600 - SUBDRAINAGE

PART 1 - GENERAL

1.1 SUMMARY

A. Section Includes:

1. Perforated-wall pipe and fittings.
2. Solid-wall pipe and fittings
3. Geotextile filter fabrics.

1.2 ACTION SUBMITTALS

A. Product Data: For geotextile filter fabrics.

PART 2 - PRODUCTS

2.1 PERFORATED-WALL PIPES AND FITTINGS

A. Perforated PE Pipe and Fittings: ASTM F 405 or AASHTO M 252, Type CP; corrugated, for coupled joints.

2.2 SOIL MATERIALS

A. Soil materials are specified in Section 312000 "Earth Moving."

2.3 WATERPROOFING FELTS

A. Material: Comply with ASTM D 226, Type I, asphalt-saturated organic felt.

2.4 GEOTEXTILE FILTER FABRICS

A. Description: Fabric of PP or polyester fibers or combination of both, with flow rate range from 110 to 330 gpm/sq. ft. (4480 to 13 440 L/min. per sq. m) when tested according to ASTM D 4491.

B. Structure Type: Nonwoven, needle-punched continuous filament.

1. Survivability: AASHTO M 288 Class 2.
2. Styles: Flat and sock.

PART 3 - EXECUTION

3.1 EARTHWORK

- A. Excavating, trenching, and backfilling are specified in Section 312000 "Earth Moving."

3.2 UNDERDRAINAGE INSTALLATION

- A. Excavate for drainage system beneath play surfacing after subgrade material has been compacted but before drainage course has been placed. See details for horizontal distance between drainage pipe and trench walls. Grade bottom of trench excavations to required slope, and compact to firm, solid bed for drainage system.
- B. Lay flat-style geotextile filter fabric in trench and overlap trench sides.
- C. Place supporting layer of drainage course over compacted subgrade and geotextile filter fabric, to compacted depth as shown on details.
- D. Encase pipe with sock-style geotextile filter fabric before installing pipe. Connect sock sections with adhesive or tape.
- E. Install drainage piping as indicated in Part 3 "Piping Installation" Article for underslab subdrainage.
- F. Add drainage course to top of pipe to perform tests.
- G. After satisfactory testing, cover drainage piping with drainage course to elevation of bottom of slab, and compact and wrap top of drainage course with flat-style geotextile filter fabric.

3.3 PIPING INSTALLATION

- A. Install piping beginning at low points of system, true to grades and alignment indicated, with unbroken continuity of invert. Bed piping with full bearing in filtering material. Install gaskets, seals, sleeves, and couplings according to manufacturer's written instructions and other requirements indicated.
 - 1. Subdrainage beneath play surfacing: Install piping level.
 - 2. Lay perforated pipe with perforations down.
 - 3. Excavate recesses in trench bottom for bell ends of pipe. Lay pipe with bells facing upslope and with spigot end entered fully into adjacent bell.
- B. Use increasers, reducers, and couplings made for different sizes or materials of pipes and fittings being connected. Reduction of pipe size in direction of flow is prohibited.
- C. Install thermoplastic piping according to ASTM D 2321.

3.4 PIPE JOINT CONSTRUCTION

- A. Join perforated PE pipe and fittings with couplings according to ASTM D 3212 with loose banded, coupled, or push-on joints.
- B. Special Pipe Couplings: Join piping made of different materials and dimensions with special couplings made for this application. Use couplings that are compatible with and fit materials and dimensions of both pipes.

3.5 CLEANOUT INSTALLATION

- A. Comply with requirements for cleanouts specified in Section 334100 "Storm Utility Drainage Piping."
- B. Cleanouts for Subdrainage:
 - 1. Install cleanouts and riser extensions from piping to top of slab. Locate cleanouts at beginning of piping run and at changes in direction. Install fittings so cleanouts open in direction of flow in piping.
 - 2. Use NPS 4 (DN 100) cast-iron soil pipe and fittings for piping branch fittings and riser extensions to cleanout flush with top of slab.

3.6 CONNECTIONS

- A. Comply with requirements for piping specified in Section 334100 "Storm Utility Drainage Piping." Drawings indicate general arrangement of piping, fittings, and specialties.
- B. Connect low elevations of subdrainage system to solid-wall-piping storm drainage system.

3.7 FIELD QUALITY CONTROL

- A. Tests and Inspections:
 - 1. After installing drainage course to top of piping, test drain piping with water to ensure free flow before backfilling.
 - 2. Remove obstructions, replace damaged components, and repeat test until results are satisfactory.
- B. Drain piping will be considered defective if it does not pass tests and inspections.
- C. Prepare test and inspection reports.

3.8 CLEANING

- A. Clear interior of installed piping and structures of dirt and other superfluous material as work progresses. Maintain swab or drag in piping and pull past each joint as it is completed. Place plugs in ends of uncompleted pipe at end of each day or when work stops.

END OF SECTION 334600