

**PROGRAM DESCRIPTION**

Department of Elementary & Secondary Education

HB Section(s): 2.160

Rural and Low-Income Schools

Program is found in the following core budget(s): Title V, Part B (aka Federal Rural and Low-Income Schools)

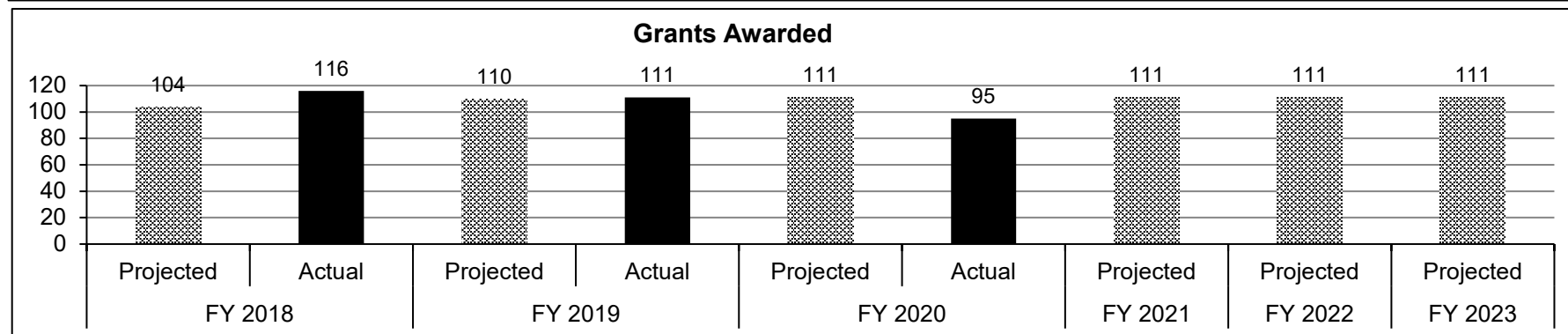
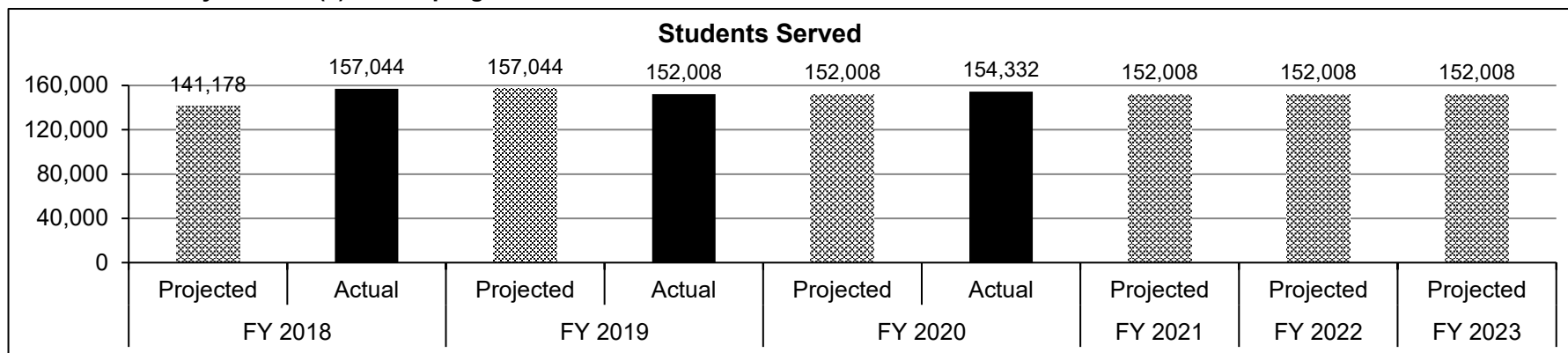
**1a. What strategic priority does this program address?**

Success-Ready Students & Workplace Development

**1b. What does this program do?**

This program provides rural districts with financial assistance for initiatives aimed at improving student achievement. The grant is non-competitive, and eligibility is determined by statute. A Local Education Agency (LEA) may use these funds to support a range of authorized activities in order to assist the LEA in meeting Missouri's definition of annual measurable objectives.

**2a. Provide an activity measure(s) for the program.**



**PROGRAM DESCRIPTION**

Department of Elementary & Secondary Education

HB Section(s): 2.160

Rural and Low-Income Schools

Program is found in the following core budget(s): Title V, Part B (aka Federal Rural and Low-Income Schools)

2b. Provide a measure(s) of the program's quality.

District Accreditation Data								
Classification Type	2017	2018	2019	2020		2021	2022	2023
	Actual	Actual	Actual	Goal	Actual	Goal	Goal	Goal
Total Districts	518	517	517		517			
Accredited	511	511	508	512	508			
Provisionally Accredited	5	6	9	5	9			
Unaccredited	2	0	0	0	0			
Percentage of Accredited Districts	98.65%	98.84%	98.26%	99.03%	98.26%	99.42%	100%	100%

*Source: Missouri Department of Elementary and Secondary Education, Data as of August 26, 2020*

**PROGRAM DESCRIPTION**

Department of Elementary & Secondary Education

HB Section(s): 2.160

Rural and Low-Income Schools

Program is found in the following core budget(s): Title V, Part B (aka Federal Rural and Low-Income Schools)

2c. Provide a measure(s) of the program's impact.

**Long-term goals and measures of interim progress – Proficiency-based (Proficient and Advanced)**

ELA - State P&A	AAIS**	2017		2018+*		2019		2020***		2021	2022
		Goal	Actual	Goal	Actual	Goal	Actual	Goal	Actual	Goal	Goal
All Students	1.9	64.8	61.3	66.6	49.3	68.5	48.6	70.3		72.2	74.1
Asian/ Pacific Island	1.2	76.6	74.3	77.9	67.9	79.1	67.4	80.3		81.5	83.7
Black	3.0	42.9	37.8	45.9	25.7	48.9	24.7	51.9		54.9	57.9
Hispanic	2.3	55.5	52.2	57.9	39.6	60.2	39.0	62.6		64.9	67.2
Indian/ Alaskan	2.1	60.9	57.7	62.9	46.1	65.0	44.3	67.0		69.1	71.2
White	1.6	70.1	67	71.7	55.1	73.2	54.5	74.8		76.4	78.0
Multi-Race	1.9	63.9	61.1	65.8	48.0	67.7	47.6	69.6		71.5	73.4
Free/ Reduced Lunch	2.5	52.3	48.5	54.8	35.4	57.3	34.9	59.8		62.3	64.8
Limited English Proficient	3.0	43.5	41.7	46.5	30.4	49.4	15.7	52.4		55.4	58.4
Special Education	2.0	31.0	28.7	33.0	18.7	35.0	17.7	37.0		39.0	41.0

Note: Numbers represent percentage of students who scored proficient and advanced on state assessments.

Source: Missouri Department of Elementary and Secondary Education, Data as of August 8, 2019

\*\*AAIS = Average Annual Improvement Step

+New ELA assessments were implemented in 2018 and goals will be recalibrated no later than June 30, 2020

\*\*\*Due to COVID-19 districts did not assess students with the state assessment, this data will not be available.

**PROGRAM DESCRIPTION**

Department of Elementary & Secondary Education

HB Section(s): 2.160

Rural and Low-Income Schools

Program is found in the following core budget(s): Title V, Part B (aka Federal Rural and Low-Income Schools)

**Long-term goals and measures of interim progress – Proficiency-based (Proficient and Advanced)**

Mathematics - State P&A	AAIS**	2017		2018+*		2019		2020***		2021	2022
		Goal	Actual	Goal	Actual	Goal	Actual	Goal	Actual	Goal	Goal
All Students	2.6	51.2	47.1	53.7	42.1	56.3	41.8	58.9		64.1	64.1
Asian/ Pacific Island	1.5	70.7	67.6	72.3	68.0	73.8	67.4	75.4		78.4	78.4
Black	3.7	28.8	22.8	32.6	18.6	36.3	18.3	40.1		47.5	47.5
Hispanic	3.1	42.1	37.7	45.1	33.0	48.2	32.8	51.2		57.4	57.4
Indian/ Alaskan	2.9	44.3	41.3	47.3	39.6	50.2	35.8	53.1		38.7	38.7
White	2.3	56.3	52.9	58.6	47.6	60.9	47.4	63.2		67.8	67.8
Multi-Race	2.7	49.6	45.3	52.2	39.7	54.9	39.5	57.5		62.9	62.9
Free/ Reduced Lunch	3.3	38.1	33.5	41.3	28.5	44.6	28.3	47.8		54.4	54.4
Limited English Proficient	3.4	35.2	32.1	38.6	29.5	42.0	18.1	45.4		52.2	52.2
Special Education	2.0	22.0	18.2	24.0	14.2	26.0	14.2	28.0		32.0	32.0

*Note: Numbers represent percentage of students who scored proficient and advanced on state assessments*

*Source: Missouri Department of Elementary and Secondary Education, Data as of August 8, 2019*

*\*\*AAIS = Average Annual Improvement Step*

*+New Mathematics assessments were implemented in 2018 and goals will be recalibrated no later than June 30, 2020*

*\*\*\*Due to COVID-19 districts did not assess students with the state assessment, this data will not be available.*

**PROGRAM DESCRIPTION**

Department of Elementary & Secondary Education

HB Section(s): 2.160

Rural and Low-Income Schools

Program is found in the following core budget(s): Title V, Part B (aka Federal Rural and Low-Income Schools)

**Long Term Goals and Measures of Interim Progress - Graduation Rates**

4 year graduation rate	AAIS**	2017		2018*		2019		2020***		2021	2022
		Goal	Actual	Goal	Actual	Goal	Actual	Goal	Actual	Goal	Goal
All Students	0.60	91.50%	88.30%	92.10%	89.05%	92.70%	89.44%	93.30%		93.90%	93.90%
Asian	0.40	94.60%	91.20%	95.00%	92.98%	95.40%	92.89%	95.80%		96.20%	96.20%
Black	1.15	83.70%	75.80%	84.90%	79.24%	86.00%	80.34%	87.20%		88.35%	88.35%
Hawaiian or Pacific Islander	0.70	89.70%	87.00%	90.40%	86.54%	91.20%	83.20%	91.90%		92.60%	92.60%
Hispanic	0.95	86.90%	84.40%	87.80%	84.52%	88.80%	86.30%	89.70%		90.65%	90.65%
Indian	0.80	89.00%	83.80%	89.80%	86.64%	90.60%	85.67%	91.40%		92.20%	92.20%
White	0.45	93.50%	91.40%	93.90%	91.52%	94.40%	91.70%	94.90%		95.35%	95.35%
Multi-Race	0.65	91.10%	89.00%	91.80%	88.15%	92.40%	88.28%	93.00%		93.65%	93.65%
Free/Reduced Lunch	1.00	86.10%	80.10%	87.10%	81.72%	88.10%	82.41%	89.10%		90.10%	90.10%
Limited English Proficient	0.75	75.20%	67.00%	76.90%	70.13%	78.70%	72.45%	80.50%		81.25%	81.25%
Special Education	0.50	73.50%	76.90%	74.00%	75.59%	74.50%	77.00%	75.00%		75.50%	76.00%

Source: Missouri Department of Elementary and Secondary Education, Data as of August 8, 2019

\*\*AAIS = Average Annual Improvement Step

\*\*\*4-year graduation rate will not be available until after the final submission of the Missouri Option Graduates on November 1, 2020.

**PROGRAM DESCRIPTION**

Department of Elementary & Secondary Education

HB Section(s): 2.160

Rural and Low-Income Schools

Program is found in the following core budget(s): Title V, Part B (aka Federal Rural and Low-Income Schools)

**2d. Provide a measure(s) of the program's efficiency.**

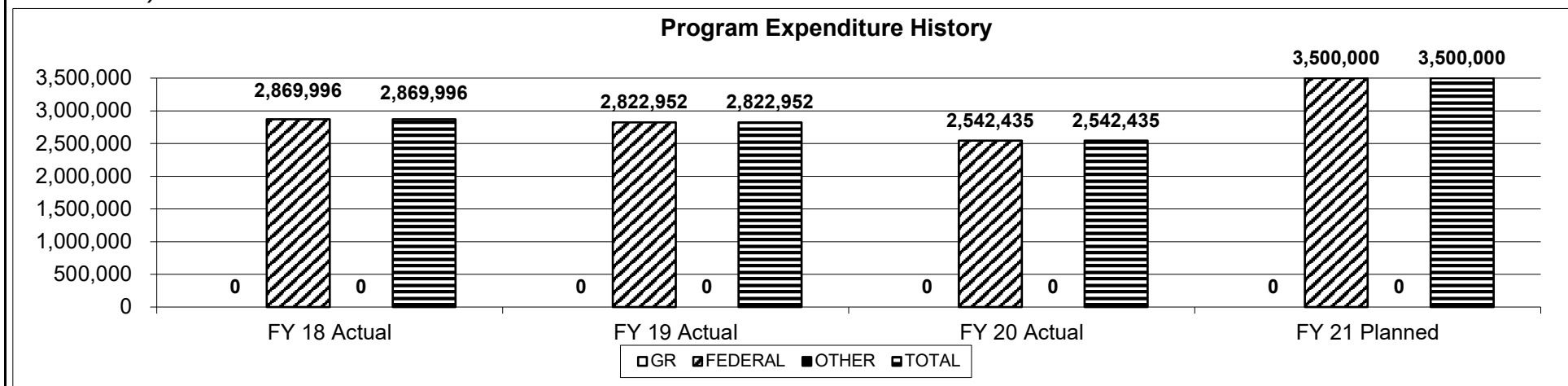
Data will be collected to measure this program's quality from our Tiered Monitoring system. The percent of School Districts that are found not to require corrective action for this program will be reported for the 2019-20 School Year and following years. School Districts are monitored at a minimum once every three years.

Percent of Compliant Local Education Agencies (LEAs) as reviewed in the Tiered Monitoring System						
	2020		2021		2022	
	Goal	Actual	Goal	Projected	Goal	Projected
LEAs in Monitoring Cycle		187		201		206
LEAs Participating in the Program		187				
LEAs Compliant		132				
Percentage of LEAs Compliant	100.00%	71.00%	100.00%		100.00%	

Source: Missouri Department of Elementary and Secondary Education, June 30, 2020

Title I.A, Title I.D, Title II.A, Title IV.A, Title V.B, and the Homeless Program are part of a Consolidated Self-Monitoring Checklist, the data is not pulled apart by program. The results are consolidated as well. Due to COVID-19 Federal Program Supervisors were unable to follow up with LEAs on monitoring for a period of two months, causing the process of approving Tiered Monitoring to be behind schedule as well.

**3. Provide actual expenditures for the prior three fiscal years and planned expenditures for the current fiscal year. (Note: Amounts do not include fringe benefit costs.)**



**PROGRAM DESCRIPTION**

**Department of Elementary & Secondary Education**

**HB Section(s):** 2.160

**Rural and Low-Income Schools**

**Program is found in the following core budget(s): Title V, Part B (aka Federal Rural and Low-Income Schools)**

**4. What are the sources of the "Other " funds?**

N/A

**5. What is the authorization for this program, i.e., federal or state statute, etc.? (Include the federal program number, if applicable.)**

Elementary and Secondary Education Act of 1965 (CFDA 84.358B), as amended by the ESSA (Every Student Succeeds Act).

**6. Are there federal matching requirements? If yes, please explain.**

No.

**7. Is this a federally mandated program? If yes, please explain.**

No.