

PROGRAM DESCRIPTION

Department of Elementary and Secondary Education

HB Section(s): 2.225

First Steps

Program is found in the following core budget(s): First Steps

1a. What strategic priority does this program address?

Early Learning and Early Literacy

1b. What does this program do?

First Steps is the Early Intervention System in the State of Missouri for infants and toddlers, birth to age three, who have delayed development or diagnosed conditions associated with developmental disabilities. The First Steps goal is to make sure that families have the necessary services and resources needed to help their child learn, grow, and reach developmental milestones. First Steps works with Missouri families to ensure coordinated services are provided as conveniently as possible. For each child, IDEA requires a team of professionals and the child's parent create an individualized family service plan (IFSP). This plan includes one or more of the following services: Applied Behavior Analysis, Assistive Technology, Audiology, Counseling, Nursing Services, Nutrition Services, Occupational Therapy, Physical Therapy, Psychological Services, Social Work, Special Instruction, Speech Therapy, and Vision Services. The First Steps program provides therapy and educational services to families of infants and toddlers with disabilities to help children reach developmental milestones and ensure equitable access to natural learning opportunities. Infants and toddlers learn best during everyday activities with familiar people, which is why First Steps services are provided in the child's home or other natural setting. First Steps services are provided in accordance with state laws and the federal Part C of the Individuals with Disabilities Education Act (IDEA).

The program is essential in:

- Enhancing the development of infants and toddlers with disabilities and minimizing their potential for developmental delay.
- Reducing school age educational costs by minimizing the need for special education and related services upon reaching kindergarten.
- Increasing the capacity of families to meet the special needs of their infants and toddlers with disabilities.

2a. Provide an activity measure(s) for the program.

Most Utilized First Steps Direct Services to Help Children Learn, Grow, and Reach Developmental Milestones	FY18 Units Authorized	FY19 Units Authorized	FY20 Units Authorized	FY21 Projected Units Authorized	FY22 Projected Units Authorized	FY23 Projected Units Authorized
Applied Behavior Analysis	618,102	606,653	607,008	667,709	734,480	807,928
Occupational Therapy	609,121	662,066	679,088	733,415	792,088	855,455
Physical Therapy	527,757	570,982	549,871	577,365	606,233	636,544
Speech Therapy	876,249	909,867	887,650	949,786	1,016,270	1,087,409
Special Instruction	853,973	897,234	876,817	903,122	930,215	958,122

NOTE: One unit is generally equal to 15 minutes of direct therapy service. This chart indicates the most utilized First Steps services through the number of units authorized. Services decreased in FY20 due to COVID.

PROGRAM DESCRIPTION

Department of Elementary and Secondary Education

HB Section(s): 2.225

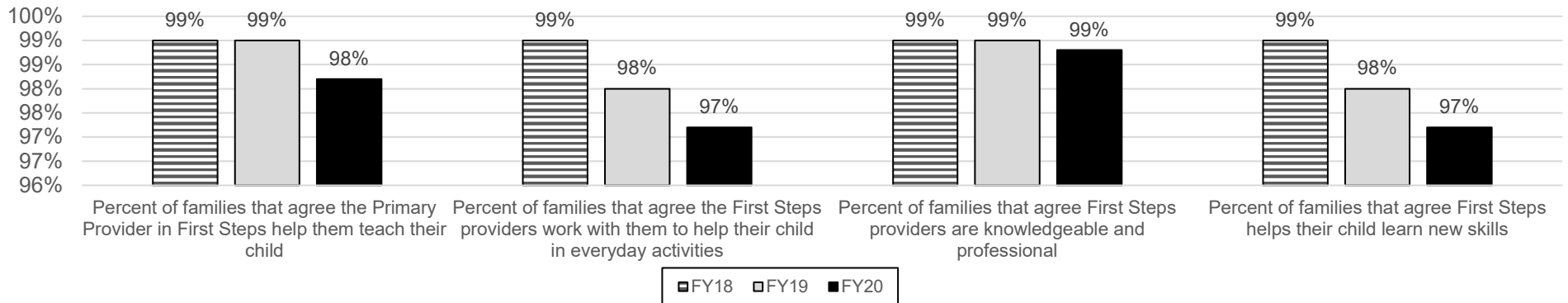
First Steps

Program is found in the following core budget(s): **First Steps**

First Steps (FS) Family Satisfaction Survey Results	FY18	FY19	FY20	FY21 Proj	FY22 Proj	FY23 Proj
Percent of families that agree the Primary Provider in First Steps help them teach their child	99%	99%	98%	99%	99%	99%
Percent of families that agree the First Steps providers work with them to help their child in everyday activities	99%	98%	97%	99%	99%	99%
Percent of families that agree First Steps providers are knowledgeable and professional	99%	99%	99%	99%	99%	99%
Percent of families that agree First Steps helps their child learn new skills	99%	98%	97%	99%	99%	99%

NOTE: Goal is 95% or better. FY20 Family Survey Response Rate was 18.8% (834 responses out of 4,426 surveys).

Family Satisfaction Results



2c. Provide a measure(s) of the program's impact.

First Steps Early Childhood Outcomes - Increased Use of Knowledge	FY18	FY19	FY20	FY21 Proj	FY22 Proj	FY23 Proj
Percent of children with skills below age expectation when they entered First Steps who had substantially increased their acquisition and use of knowledge and skills at the time of exiting First Steps.	91.5%	91.5%	91.4%	91.9%	92.0%	92.1%
National Mean Score of All States for this Outcome	71	71	71	71	71	71

NOTE: Scores for child outcomes are determined with an entry/exit measurement tool. States use a variety of approaches and tools for measuring child outcomes.

NOTE: The National Mean score for FY19 and beyond is a projection. National data will not be available until December 2019.

DEFINITION OF SUBSTANTIAL IMPROVEMENT: The percent of infants & toddlers who improved development to a level nearer to or comparable to same-aged peers.

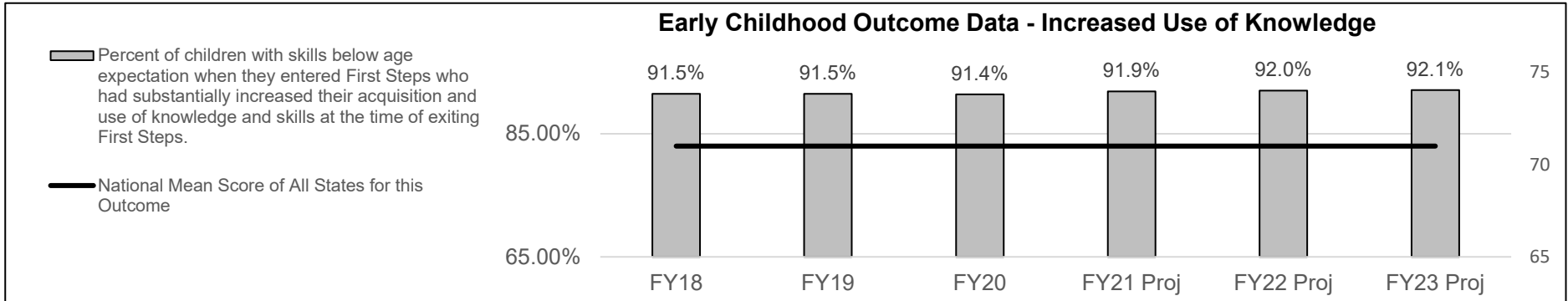
PROGRAM DESCRIPTION

Department of Elementary and Secondary Education

HB Section(s): 2.225

First Steps

Program is found in the following core budget(s): First Steps

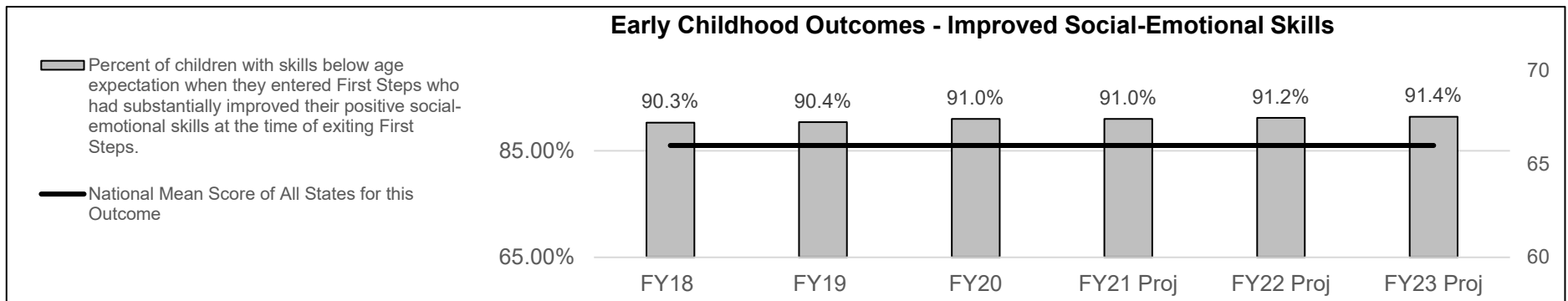


First Steps Early Childhood Outcomes - Improved Social-Emotional Skills	FY18	FY19	FY20	FY21 Proj	FY22 Proj	FY23 Proj
Percent of children with skills below age expectation when they entered First Steps who had substantially improved their positive social-emotional skills at the time of exiting First Steps.	90.3%	90.4%	91.0%	91.0%	91.2%	91.4%
National Mean Score of All States for this Outcome	66	66	66	66	66	66

NOTE: Scores for child outcomes are determined with an entry/exit measurement tool. States use a variety of approaches and tools for measuring child outcomes.

NOTE: The National Mean score for FY19 and beyond is a projection. National data will not be available until December 2019.

DEFINITION OF SUBSTANTIAL IMPROVEMENT: The percent of infants & toddlers who improved development to a level nearer to or comparable to same-aged peers.



PROGRAM DESCRIPTION

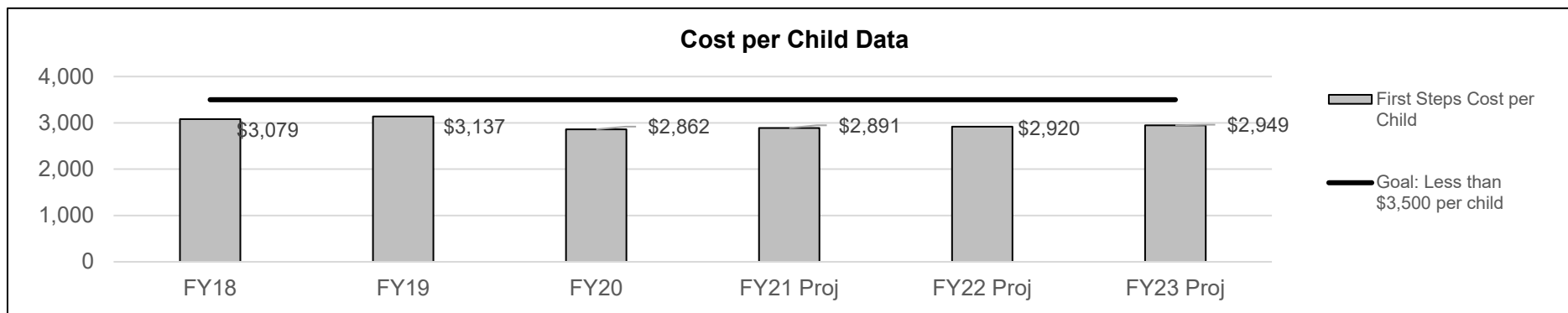
Department of Elementary and Secondary Education

HB Section(s): 2.225

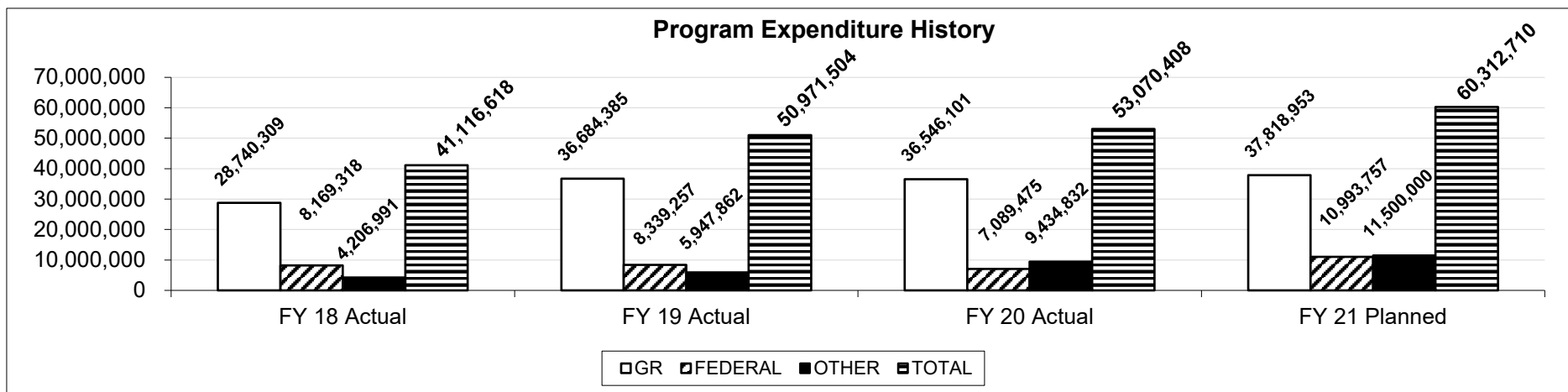
First Steps

Program is found in the following core budget(s): First Steps

2d. Provide a measure(s) of the program's efficiency.



3. Provide actual expenditures for the prior three fiscal years and planned expenditures for the current fiscal year. (Note: Amounts do not include fringe benefit costs.)



NOTE: FY20 planned amounts include governor's reserve and capacity. Expenditures decreased between FY17 and FY18 because of payment crossing fiscal year issue.

4. What are the sources of the "Other " funds?

0788-2259 (Family Cost & Third Party Insurance Capacity); 0788-2258 (Medicaid Capacity); 0105-4580 (Federal Capacity)

PROGRAM DESCRIPTION

Department of Elementary and Secondary Education

HB Section(s): 2.225

First Steps

Program is found in the following core budget(s): First Steps

5. What is the authorization for this program, i.e., federal or state statute, etc.? (Include the federal program number, if applicable.)

IDEA - 20 U.S.C §1401 et seq., as amended in 2004; Part C Regulations - 34 CFR 303;

State Statute(s) - Sections 160.900-160.933, Sections 376.1218 RSMo.

6. Are there federal matching requirements? If yes, please explain.

There are Maintenance of Effort (MOE) requirements related to the IDEA Part C federal grant and matching requirements for Medicaid Claiming.

Maintenance of Effort requires the state to appropriate the same amount of state funds for the program as it did the previous year. The threshold must be maintained or the state will forfeit federal funding for each year the state does not meet the original threshold. Medicaid requires the First Steps program to match approximately 40% of the cost from state funds.

7. Is this a federally mandated program? If yes, please explain.

Yes. The state is federally mandated as long as it applies for Part C funding through IDEA.