

PROGRAM DESCRIPTION

Department of Elementary and Secondary Education

HB Section(s): 2.290

First Steps

Program is found in the following core budget(s): First Steps

1a. What strategic priority does this program address?

Early Learning & Early Literacy

1b. What does this program do?

Missouri First Steps is the Early Intervention program for infants and toddlers, birth to age three, who have delayed development or diagnosed conditions associated with developmental disabilities. First Steps works with families to ensure coordinated services are provided and families have the necessary services and resources needed to help their child learn, grow, and reach developmental milestones. A team of professionals and the child's parent create an individualized family service plan (IFSP) for each eligible child. This plan includes one or more of the following services: Applied Behavior Analysis, Assistive Technology, Audiology, Counseling, Nursing Services, Nutrition Services, Occupational Therapy, Physical Therapy, Psychological Services, Social Work, Special Instruction, Speech Therapy, and Vision Services. Infants and toddlers learn best during daily activities with familiar people, which is why First Steps services are provided in the child's home or other natural setting.

The program is essential for:

- Enhancing the development of infants and toddlers with disabilities and minimizing their potential for developmental delay,
- Reducing school age educational costs by minimizing the need for special education and related services upon reaching kindergarten, and
- Increasing the capacity of families to meet the special needs of their infants and toddlers with disabilities.

2a. Provide an activity measure(s) for the program.

Most Utilized First Steps Direct Services to Help Children Learn, Grow, and Reach Developmental Milestones	FY 2020 Units Authorized	FY 2021 Units Authorized	FY 2022 Units Authorized	FY 2023 Projected Units Authorized	FY 2024 Projected Units Authorized	FY 2025 Projected Units Authorized
Applied Behavior Analysis	607,008	527,345	638,864	702,750	773,025	850,328
Occupational Therapy	679,088	706,946	778,699	840,995	908,275	980,936
Physical Therapy	549,871	545,516	600,032	630,034	661,535	694,612
Speech Therapy	887,650	899,150	992,351	1,061,816	1,136,143	1,215,673
Special Instruction	876,817	859,897	1,007,254	1,037,472	1,068,596	1,100,654

NOTE: One unit is generally equal to 15 minutes of direct therapy service. This chart indicates the most utilized First Steps services through the number of units authorized. Some services decreased in FY 20 and FY 21 due to COVID-19.

PROGRAM DESCRIPTION	
---------------------	--

Department of Elementary and Secondary Education	HB Section(s):	2.290
--	----------------	-------

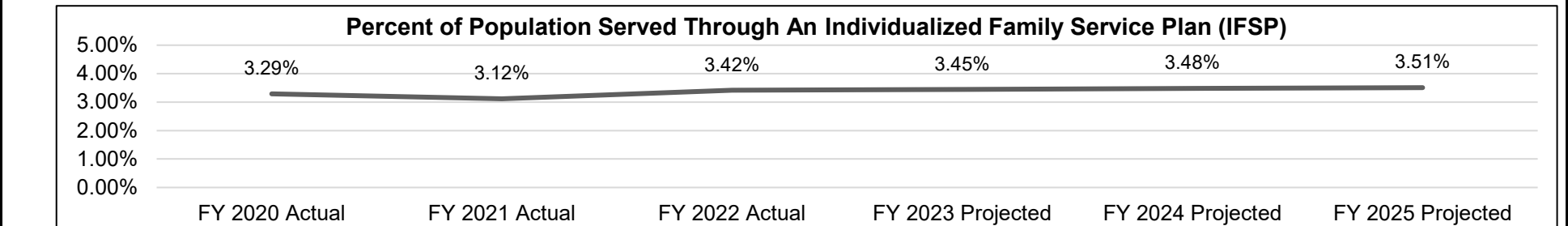
First Steps

Program is found in the following core budget(s): First Steps

	FY 2020	FY 2021	FY 2022	FY 2023	FY 2024	FY 2025
--	---------	---------	---------	---------	---------	---------

Indicator	FY 2020 Actual	FY 2021 Actual	FY 2022 Actual	FY 2023 Projected	FY 2024 Projected	FY 2025 Projected
Total Number of Children Referred and Evaluated for Eligibility (associated cost even if child is determined not eligible for Individualized Family Service Plan (IFSP) in First Steps program)	15,564	15,733	17,662	18,368	19,103	19,867
Number of Children with an active Individualized Family Service Plan (IFSP) as of December 1 for federal reporting	7,154	6,792	7,455	7,530	7,605	7,681
MO Population (Ages 0-3) from Demographers Estimate	217,232	217,943	218,193	218,443	218,693	218,943
Percent of Population served through an Individualized Family Service Plan (IFSP) in the First Steps program	3.29%	3.12%	3.42%	3.45%	3.48%	3.51%

NOTE: The CDC estimates approximately 15% of children have a developmental disability. Only 3.12% of the population is currently being served in the First Steps program, therefore future growth in the program is expected. MO Population Data not available.



2b. Provide a measure(s) of the program's quality.

First Steps (FS) Compliance Data	FY 2020 Actual	FY 2021 Actual	FY 2022 Actual	FY 2023 Projected	FY 2024 Projected	FY 2025 Projected
Child Complaints resolved within 60 day timeline	100.0%	100.0%	100.0%	100.0%	100.0%	100.0%
Referrals completed within 45 day federal required timeline	100.0%	100.0%	100.0%	100.0%	100.0%	100.0%
IFSP services provided within 30 day federal required timeline	96.4%	96.0%	97.8%	98.5%	99.0%	100.0%
School district was notified of child approaching age 3 w/in 90 days timeline	98.5%	98.9%	100.0%	100.0%	100.0%	100.0%
Transition conference between FS and school held w/in 90 days timeline	100.0%	96.6%	100.0%	100.0%	100.0%	100.0%
State reported data that are timely and accurate	100.0%	100.0%	100.0%	100.0%	100.0%	100.0%

PROGRAM DESCRIPTION

Department of Elementary and Secondary Education

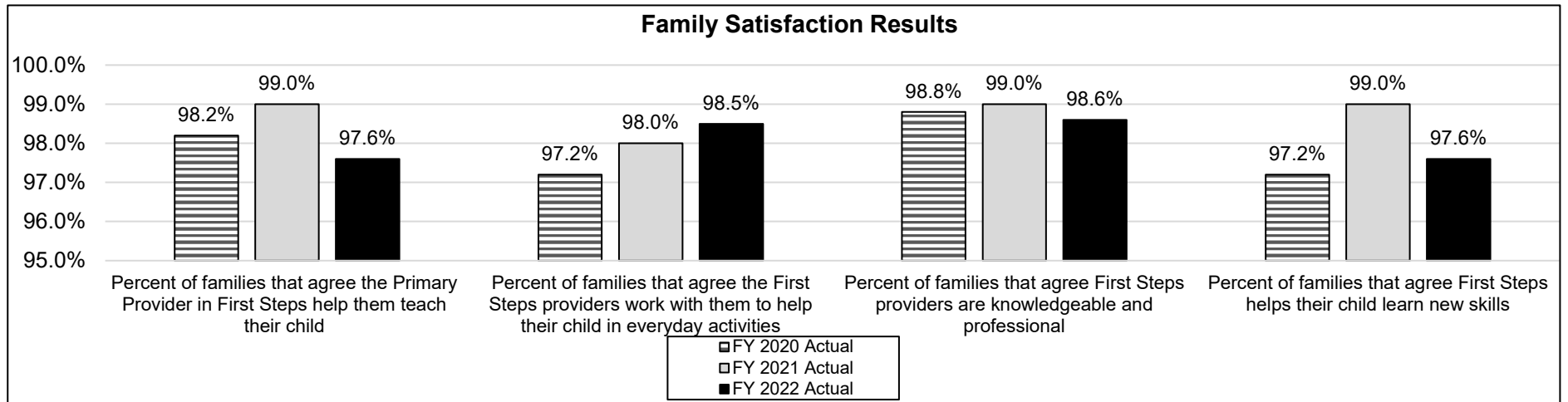
HB Section(s): 2.290

First Steps

Program is found in the following core budget(s): First Steps

First Steps (FS) Family Satisfaction Survey Results	FY 2020 Actual	FY 2021 Actual	FY 2022 Actual	FY 2023 Projected	FY 2024 Projected	FY 2025 Projected
Percent of families that agree the Primary Provider in First Steps help them teach their child	98.2%	99.0%	97.6%	99.0%	99.0%	99.0%
Percent of families that agree the First Steps providers work with them to help their child in everyday activities	97.2%	98.0%	98.5%	99.0%	99.0%	99.0%
Percent of families that agree First Steps providers are knowledgeable and professional	98.8%	99.0%	98.6%	99.0%	99.0%	99.0%
Percent of families that agree First Steps helps their child learn new skills	97.2%	99.0%	97.6%	99.0%	99.0%	99.0%

NOTE: Goal is 95% or better. FY 2022 Family Survey Response Rate was 16% (807 responses out of 5,047 surveys).



PROGRAM DESCRIPTION

Department of Elementary and Secondary Education

HB Section(s): 2.290

First Steps

Program is found in the following core budget(s): First Steps

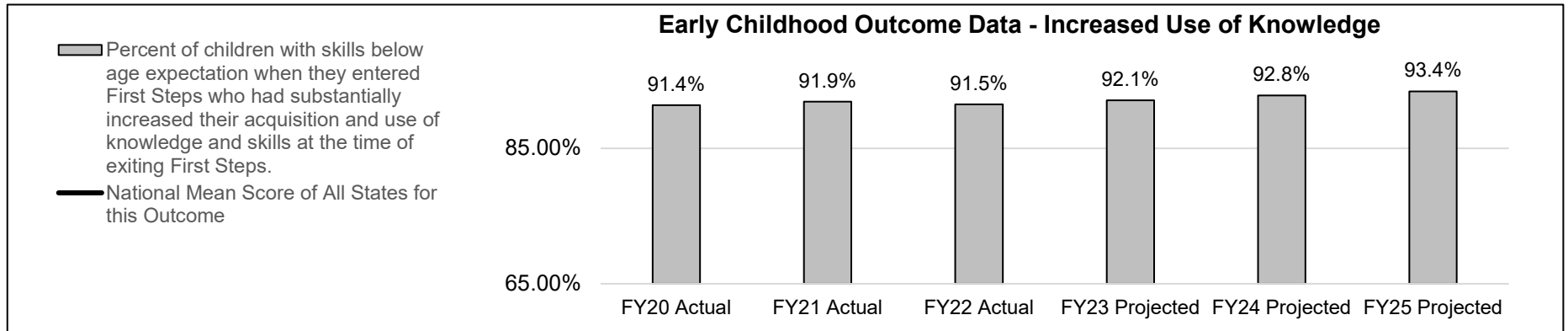
2c. Provide a measure(s) of the program's impact.

First Steps Early Childhood Outcomes - Increased Use of Knowledge	FY20 Actual	FY21 Actual	FY22 Actual	FY23 Projected	FY24 Projected	FY25 Projected
Percent of children with skills below age expectation when they entered First Steps who had substantially increased their acquisition and use of knowledge and skills at the time of exiting First Steps.	91.4%	91.9%	91.5%	92.1%	92.8%	93.4%
National Mean Score of All States for this Outcome	69	72	72	72	72	72

NOTE: Scores for child outcomes are determined with an entry/exit measurement tool. States use a variety of approaches and tools for measuring child outcomes.

NOTE: The National Mean score for FY 2023 and beyond is a projection.

DEFINITION OF SUBSTANTIAL IMPROVEMENT: The percent of infants & toddlers who improved development to a level nearer to or comparable to same-aged peers.



First Steps Early Childhood Outcomes - Improved Social-Emotional Skills	FY20 Actual	FY21 Actual	FY22 Actual	FY23 Projected	FY24 Projected	FY25 Projected
Percent of children with skills below age expectation when they entered First Steps who had substantially improved their positive social-emotional skills at the time of exiting First Steps.	91.0%	91.9%	91.1%	91.4%	91.7%	92.0%
National Mean Score of All States for this Outcome	64	66	66	66	66	66

NOTE: Scores for child outcomes are determined with an entry/exit measurement tool. States use a variety of approaches and tools for measuring child outcomes.

NOTE: The National Mean score for FY 2023 and beyond is a projection.

DEFINITION OF SUBSTANTIAL IMPROVEMENT: The percent of infants & toddlers who improved development to a level nearer to or comparable to same-aged peers.

PROGRAM DESCRIPTION

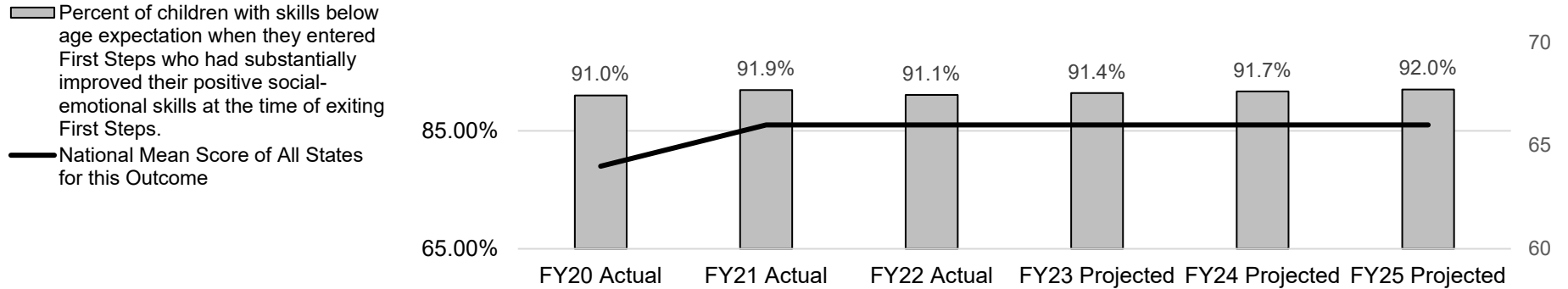
Department of Elementary and Secondary Education

HB Section(s): 2.290

First Steps

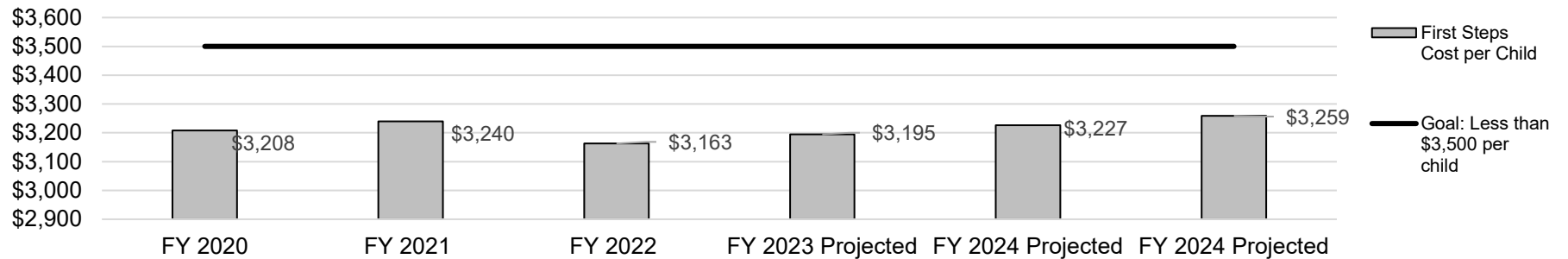
Program is found in the following core budget(s): First Steps

Early Childhood Outcomes - Improved Social-Emotional Skills



2d. Provide a measure(s) of the program's efficiency.

Cost per Child Data



NOTE: Scores for child outcomes are determined with an entry/exit measurement tool. States use a variety of approaches and tools for measuring child outcomes.

PROGRAM DESCRIPTION

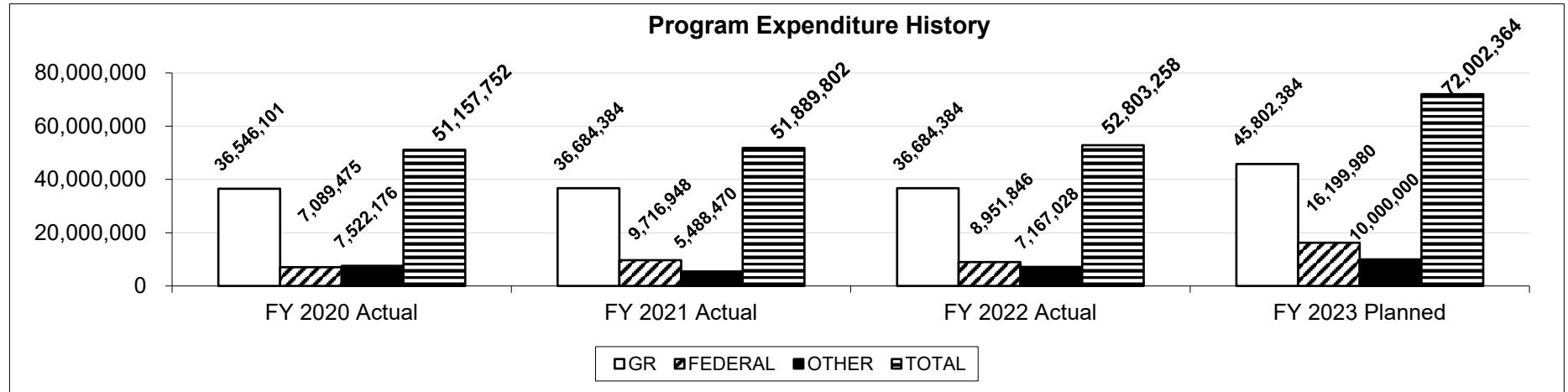
Department of Elementary and Secondary Education

HB Section(s): 2.290

First Steps

Program is found in the following core budget(s): First Steps

3. Provide actual expenditures for the prior three fiscal years and planned expenditures for the current fiscal year. (Note: Amounts do not include fringe benefit costs.)



NOTE: FY23 planned amounts include governor's reserve and capacity.

4. What are the sources of the "Other " funds?

0788-7221 (Family Cost & Third Party Insurance Capacity); 0159-8202 (Medicaid Capacity); 0105-7219 (Federal Capacity)

5. What is the authorization for this program, i.e., federal or state statute, etc.? (Include the federal program number, if applicable.)

IDEA - 20 U.S.C §1401 et seq., as amended in 2004; Part C Regulations - 34 CFR 303;

State Statute(s) - Sections 160.900-160.933, Sections 376.1218 RSMo.

6. Are there federal matching requirements? If yes, please explain.

There are Maintenance of Effort (MOE) requirements related to the IDEA Part C federal grant and matching requirements for Medicaid Claiming.

Maintenance of Effort requires the state to appropriate the same amount of state funds for the program as it did the previous year. The threshold must be maintained or the state will forfeit federal funding for each year the state does not meet the original threshold. Medicaid requires the First Steps program to match approximately 40% of the cost from state funds.

7. Is this a federally mandated program? If yes, please explain.

Yes. The state is federally mandated as long as it applies for Part C funding through IDEA.