

PROGRAM DESCRIPTION

Department of Elementary and Secondary Education

HB Section(s): 2.015

Foundation - Formula

Program is found in the following core budget(s): Foundation-Formula

1a. What strategic priority does this program address?

Efficiency & Effectiveness

1b. What does this program do?

The education funding formula is the mechanism used to distribute funds to eligible education agencies. It was adopted in SB 287 (2005) and went into effect July 1, 2006. The formula follows a student needs philosophy and seeks to assure that sufficient funds are available in all districts to provide an adequate education for all students. This also includes payment to remit an amount equal to the amount of revenue a district would have received from Financial Institution Tax Reduction as directed per 163.031, RSMo, Kindergarten Payment per Section 160.051, RSMo., and Article X, Section 21, and Fine Reduction payment per 163.038, RSMo.

The formula is: weighted average daily attendance x state adequacy target x dollar value modifier - local effort = state funding.

The weighted average daily attendance is the average daily attendance of the regular school term and summer school plus additional adjustments for counts for students eligible for free or reduced price lunch, students receiving special education services and students identified as Limited English Proficient. The initial state adequacy target was a calculation of the average 2003-04 expenditures per average daily attendance of the districts identified as successful by meeting all performance standards on the Missouri School Improvement Program Annual Performance Report. The dollar value modifier provides an adjustment to recognize the relative purchasing power of a dollar. The local effort deduction is a calculation of certain actual revenues received in 2004-05 and the amount of tax revenue the district would have received at the \$3.43 performance levy applied to the 2004 assessed valuation. The calculated state adequacy target's by year are shown below:

Fiscal Years	Calculated SAT
2007 - 2009	\$6,117
2010	\$6,117
2011	\$6,124
2012	\$6,131
2013	\$6,423
2014	\$6,716
2015	\$6,580
2016	\$6,580
2017	\$6,241
2018	\$6,241
2019	\$6,308
2020	\$6,375
2021	\$6,375
2022	\$6,375

PROGRAM DESCRIPTION

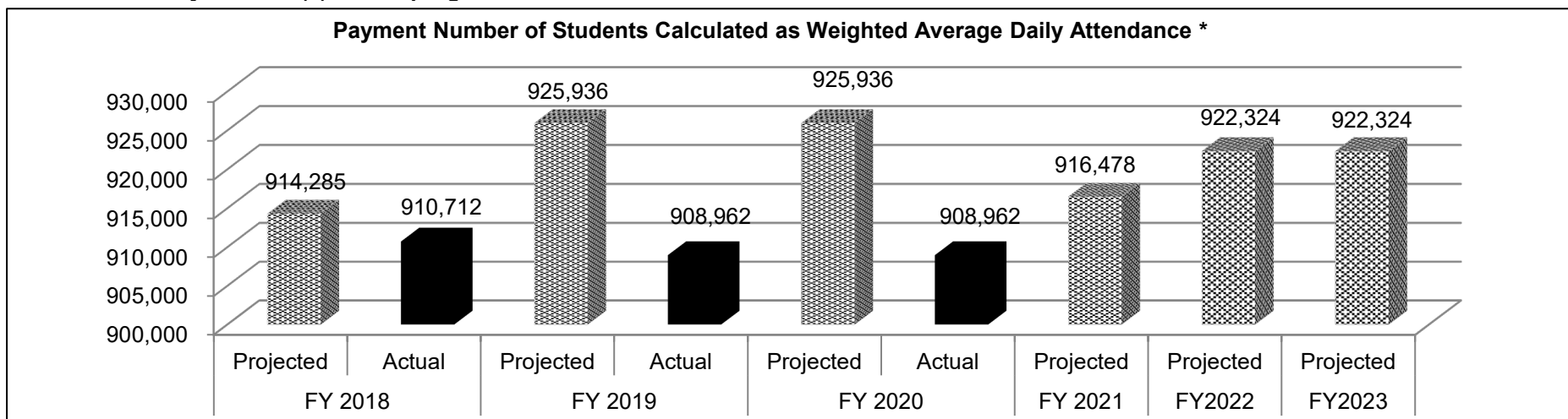
Department of Elementary and Secondary Education

HB Section(s): 2.015

Foundation - Formula

Program is found in the following core budget(s): Foundation-Formula

2a. Provide an activity measure(s) for the program.



*Weighted average daily attendance includes ADA and additions for students eligible for free or reduced price lunch, special education students, and students identified as Limited English Proficient.

2b. Provide a measure(s) of the program's quality.

Current Expenditures Per Pupil					
States in the Midwest Region	2016-2017	2015-2016	2014-2015	2013-2014	2012-2013
Missouri	\$10,684	\$10,385	\$10,231	\$9,856	\$9,702
Illinois	\$15,517	\$14,327	\$13,935	\$13,091	\$12,443
Indiana	\$9,823	\$9,691	\$9,529	\$9,481	\$9,421
Iowa	\$11,456	\$11,148	\$10,938	\$10,645	\$10,291
Kansas	\$10,428	\$10,216	\$10,329	\$9,414	\$10,011
Michigan	\$11,256	\$11,051	\$10,956	\$10,912	\$10,515
Minnesota	\$12,635	\$12,364	\$11,924	\$11,407	\$11,065
Nebraska	\$12,662	\$12,379	\$12,174	\$11,715	\$11,743
North Dakota	\$13,767	\$13,358	\$12,909	\$12,339	\$11,615
Ohio	\$12,569	\$11,933	\$11,730	\$11,255	\$11,276
South Dakota	\$10,117	\$9,335	\$9,103	\$8,873	\$8,630
Wisconsin	\$11,962	\$11,664	\$11,538	\$11,067	\$11,186
United States	\$12,258	\$11,841	\$11,454	\$10,936	\$10,763

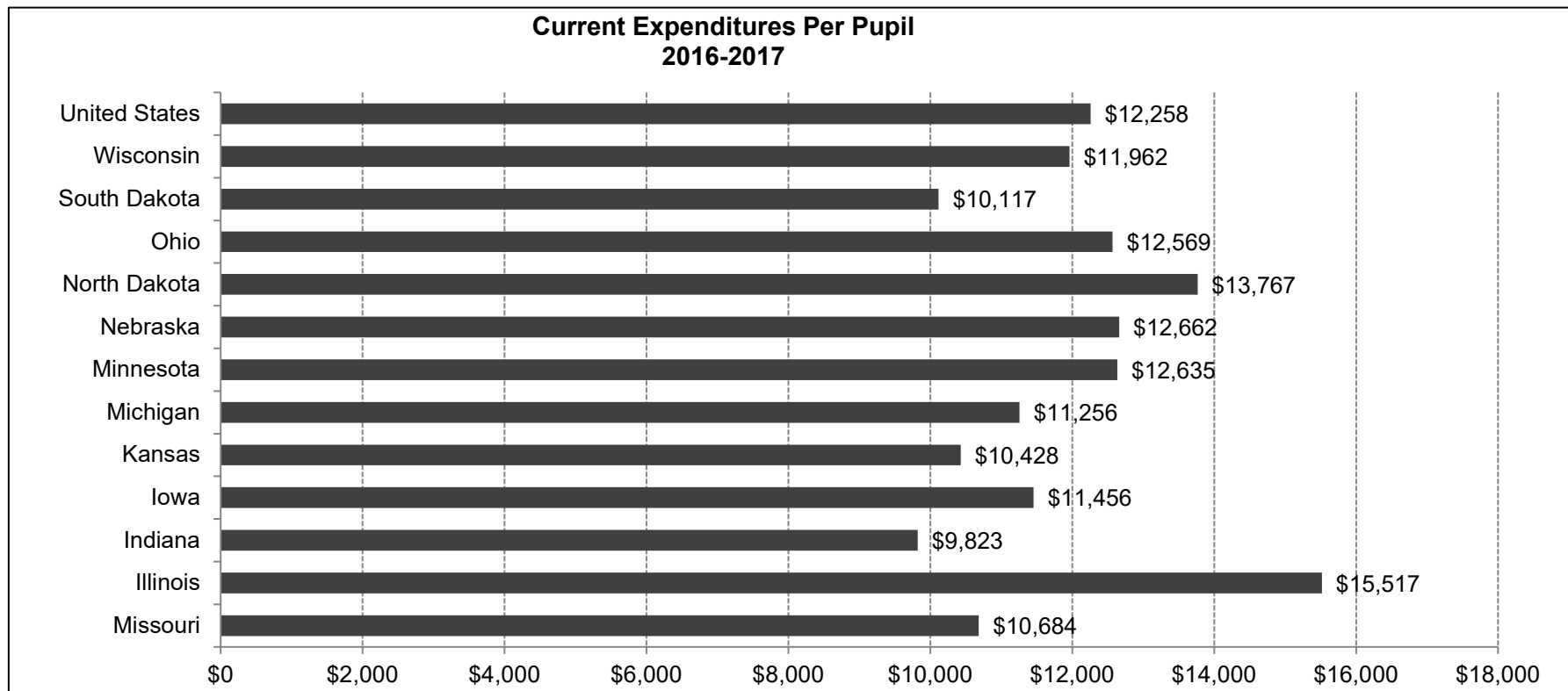
PROGRAM DESCRIPTION

Department of Elementary and Secondary Education

HB Section(s): 2.015

Foundation - Formula

Program is found in the following core budget(s): Foundation-Formula



Source: National Center for Education Statistics (NCES) Revenues and Expenditures for Public Elementary and Secondary School Districts: School Year 2016-2017 (Fiscal Year 2016) (NCES 2020-301) and Revenues and Expenditures for Public Elementary and Secondary School Districts School Year 2015-2016 (Fiscal Year 2016) (NCES 2018-301) and Revenues and Expenditures for Public Elementary and Secondary School Districts School Year 2014-2015 (Fiscal Year 2015) (NCES 2018-301) and Revenues and Expenditures for Public Elementary and Secondary School Districts School Year 2013-2014 (Fiscal Year 2014) (NCES 2016-301) and Revenues and Expenditures for Public Elementary and Secondary School Districts School Year 2012-2013 (Fiscal Year 2013) (NCES 2015-301) and Revenues and Expenditures for Public Elementary and Secondary School Districts

PROGRAM DESCRIPTION

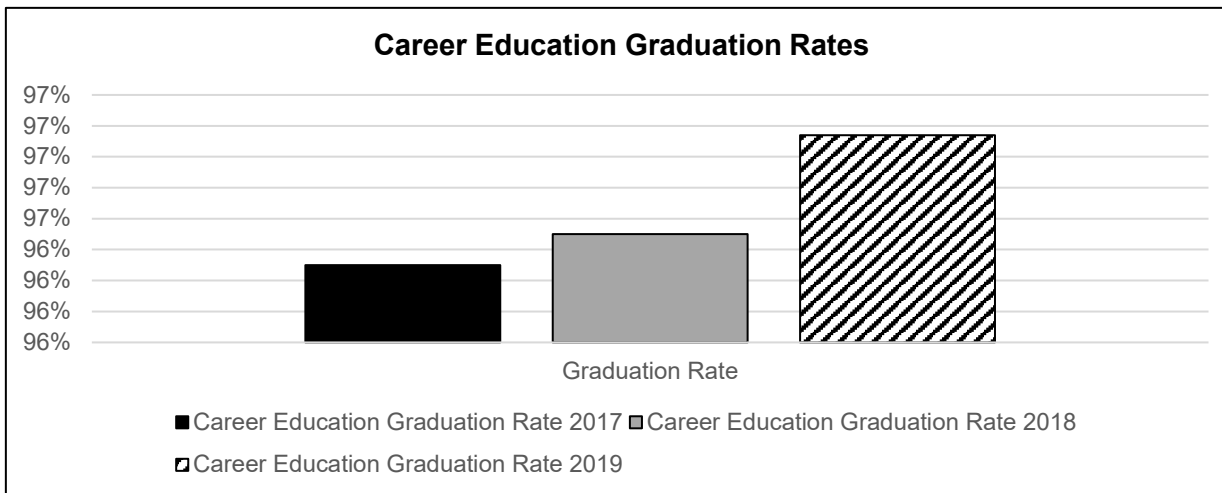
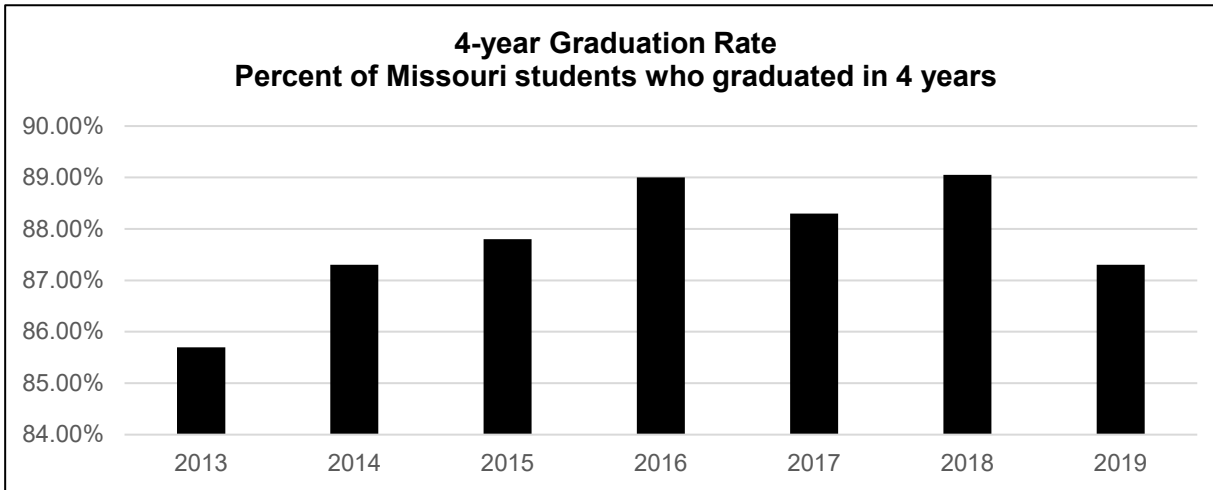
Department of Elementary and Secondary Education

HB Section(s): 2.015

Foundation - Formula

Program is found in the following core budget(s): Foundation-Formula

2c. Provide a measure(s) of the program's impact.



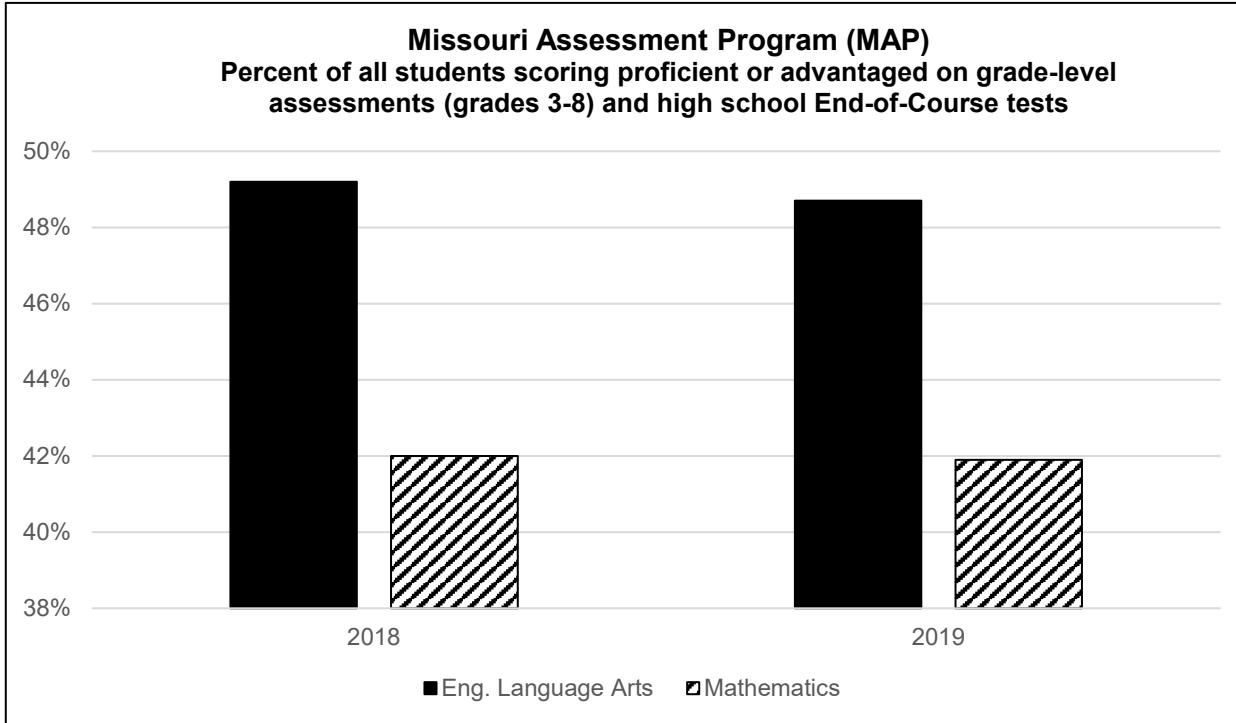
PROGRAM DESCRIPTION

Department of Elementary and Secondary Education

HB Section(s): 2.015

Foundation - Formula

Program is found in the following core budget(s): Foundation-Formula



2d. Provide a measure(s) of the program's efficiency.

All funds will be expended in accordance with Section 163.031, RSMo.

PROGRAM DESCRIPTION

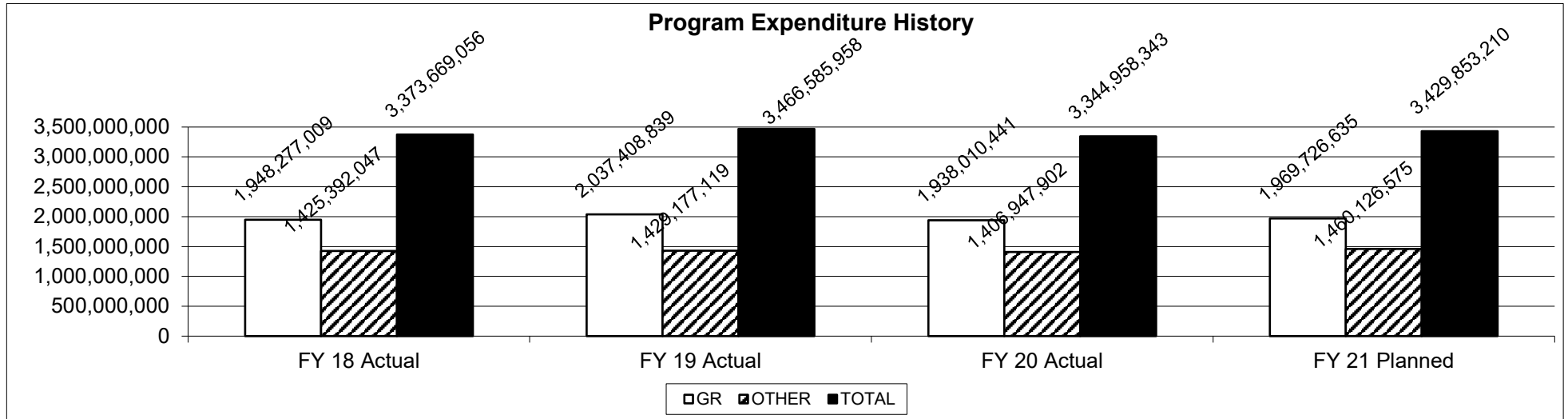
Department of Elementary and Secondary Education

HB Section(s): 2.015

Foundation - Formula

Program is found in the following core budget(s): Foundation-Formula

3. Provide actual expenditures for the prior three fiscal years and planned expenditures for the current fiscal year. (Note: Amounts do not include fringe benefit costs.)



4. What are the sources of the "Other " funds?

Lottery (0291-5667), Outstanding Schools Trust (0287-0678/9109), State School Moneys (0616-0679/8966), Classroom Trust Fund (0784-2079).

5. What is the authorization for this program, i.e., federal or state statute, etc.? (Include the federal program number, if applicable.)

Chapter 163, RSMo.

6. Are there federal matching requirements? If yes, please explain.

No

7. Is this a federally mandated program? If yes, please explain.

No