

PROGRAM DESCRIPTION

Department of Elementary and Secondary Education

HB Section(s): 2.015

Foundation - Formula

Program is found in the following core budget(s): Foundation-Formula

1a. What strategic priority does this program address?

Efficiency & Effectiveness

1b. What does this program do?

The education funding formula is the mechanism used to distribute funds to eligible education agencies. It was adopted in SB 287 (2005) and went into effect July 1, 2006. The formula follows a student needs philosophy and seeks to assure that sufficient funds are available in all districts to provide an adequate education for all students. This also includes payment to remit an amount equal to the amount of revenue a district would have received from Financial Institution Tax Reduction as directed per 163.031, RSMo, Kindergarten Payment per Section 160.051, RSMo., and Article X, Section 21, and Fine Reduction payment per 163.038, RSMo. The formula is: weighted average daily attendance x state adequacy target x dollar value modifier - local effort = state funding.

The weighted average daily attendance is the average daily attendance of the regular school term and summer school plus additional adjustments for counts for students eligible for free or reduced price lunch, students receiving special education services and students identified as Limited English Proficient. The initial state adequacy target was a calculation of the average 2003-04 expenditures per average daily attendance of the districts identified as successful by meeting all performance standards on the Missouri School Improvement Program Annual Performance Report. The dollar value modifier provides an adjustment to recognize the relative purchasing power of a dollar. The local effort deduction is a calculation of certain actual revenues received in 2004-05 and the amount of tax revenue the district would have received at the \$3.43 performance levy applied to the 2004 assessed valuation. The calculated state adequacy target's by year are shown below:

Fiscal Years	Calculated SAT
2007 - 2009	\$6,117
2010	\$6,117
2011	\$6,124
2012	\$6,131
2013	\$6,423
2014	\$6,716
2015	\$6,580
2016	\$6,580
2017	\$6,241
2018	\$6,241
2019	\$6,308
2020	\$6,375
2021	\$6,375
2022	\$6,375
2023	\$6,375
2024	\$6,375

PROGRAM DESCRIPTION

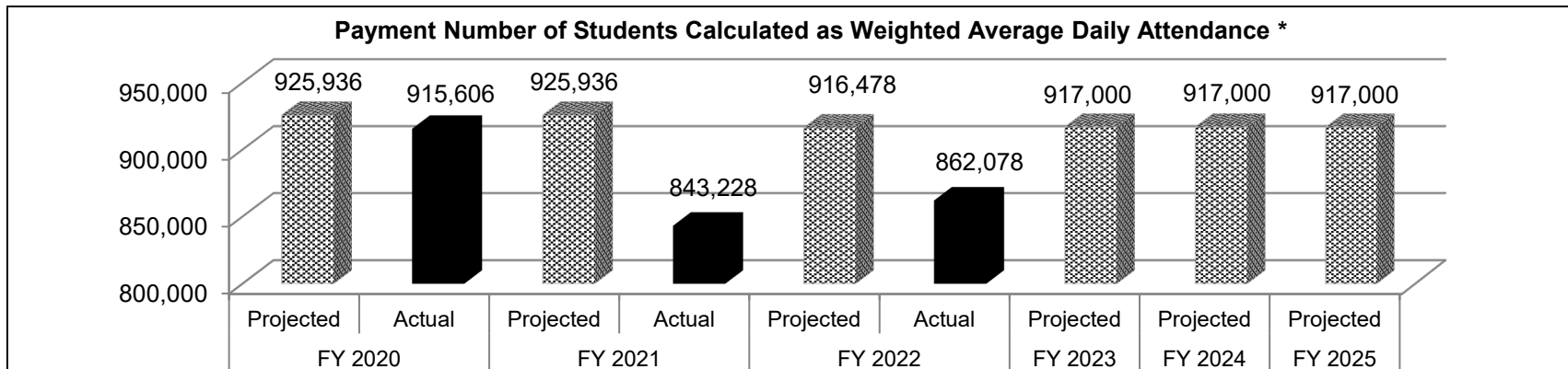
Department of Elementary and Secondary Education

HB Section(s): 2.015

Foundation - Formula

Program is found in the following core budget(s): Foundation-Formula

2a. Provide an activity measure(s) for the program.



*Weighted average daily attendance includes ADA and additions for students eligible for free or reduced price lunch, special education students, and students identified as Limited English Proficient. This information is from the Foundation Formula Calculation System, August FY 2022 payment run.

2b. Provide a measure(s) of the program's quality.

Current Expenditures Per Pupil							
States in the Midwest Region	2019-2020	2018-2019	2017-2018	2016-2017	2015-2016	2014-2015	2013-2014
Missouri	\$11,397	\$11,349	\$11,034	\$10,684	\$10,385	\$10,231	\$9,856
Illinois	\$17,483	\$16,281	\$15,912	\$15,517	\$14,327	\$13,935	\$13,091
Indiana	\$10,798	\$10,252	\$10,033	\$9,823	\$9,691	\$9,529	\$9,481
Iowa	\$11,986	\$11,933	\$11,724	\$11,456	\$11,148	\$10,938	\$10,645
Kansas	\$11,960	\$11,328	\$11,095	\$10,428	\$10,216	\$10,329	\$9,414
Michigan	\$12,323	\$12,052	\$11,688	\$11,256	\$11,051	\$10,956	\$10,912
Minnesota	\$13,502	\$13,297	\$11,512	\$12,635	\$12,364	\$11,924	\$11,407
Nebraska	\$12,829	\$12,746	\$12,813	\$12,662	\$12,379	\$12,174	\$11,715
North Dakota	\$14,252	\$14,033	\$13,783	\$13,767	\$13,358	\$12,909	\$12,339
Ohio	\$13,729	\$13,433	\$12,893	\$12,569	\$11,933	\$11,730	\$11,255
South Dakota	\$10,392	\$10,325	\$10,263	\$10,117	\$9,335	\$9,103	\$8,873
Wisconsin	\$12,794	\$12,690	\$12,446	\$11,962	\$11,664	\$11,538	\$11,067
United States	\$13,489	\$13,187	\$12,654	\$12,258	\$11,841	\$11,454	\$10,936

Source: National Center for Education Statistics (NCES) Revenues and Expenditures for Public Elementary and Secondary School Districts-Publication #301 or 306

<https://nces.ed.gov/pubsearch>

PROGRAM DESCRIPTION

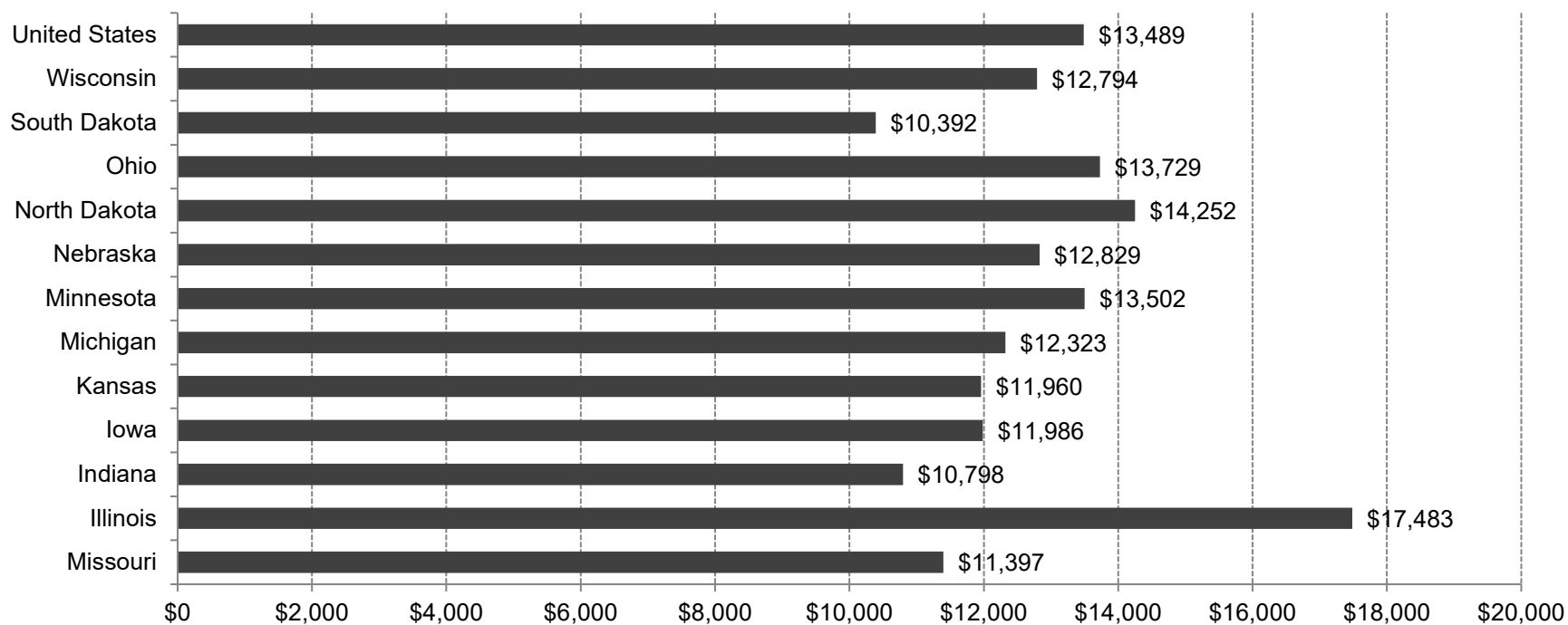
Department of Elementary and Secondary Education

HB Section(s): 2.015

Foundation - Formula

Program is found in the following core budget(s): Foundation-Formula

Current Expenditures Per Pupil 2019-2020



Source: National Center for Education Statistics (NCES) Revenues and Expenditures for Public Elementary and Secondary School Districts-Publication #301 or 306

<https://nces.ed.gov/pubsearch>

PROGRAM DESCRIPTION

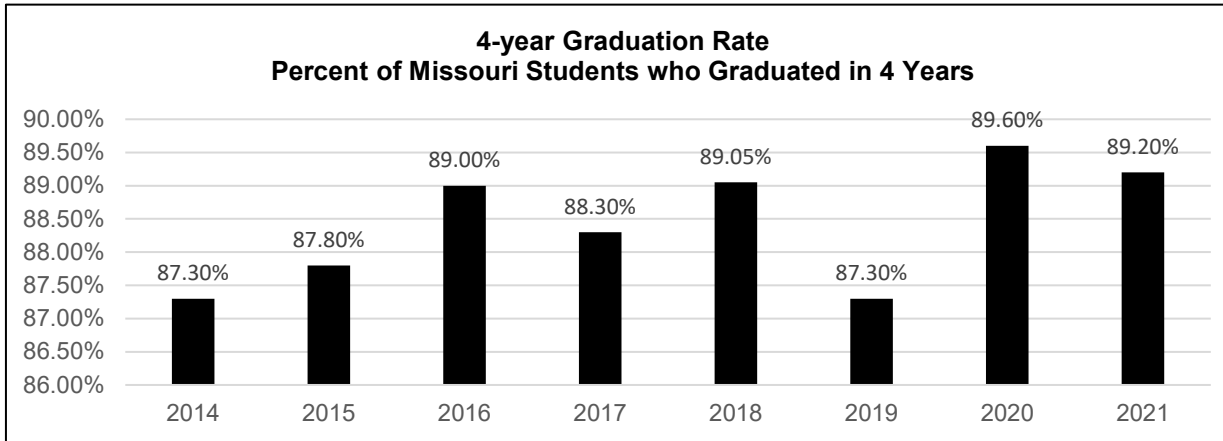
Department of Elementary and Secondary Education

HB Section(s): 2.015

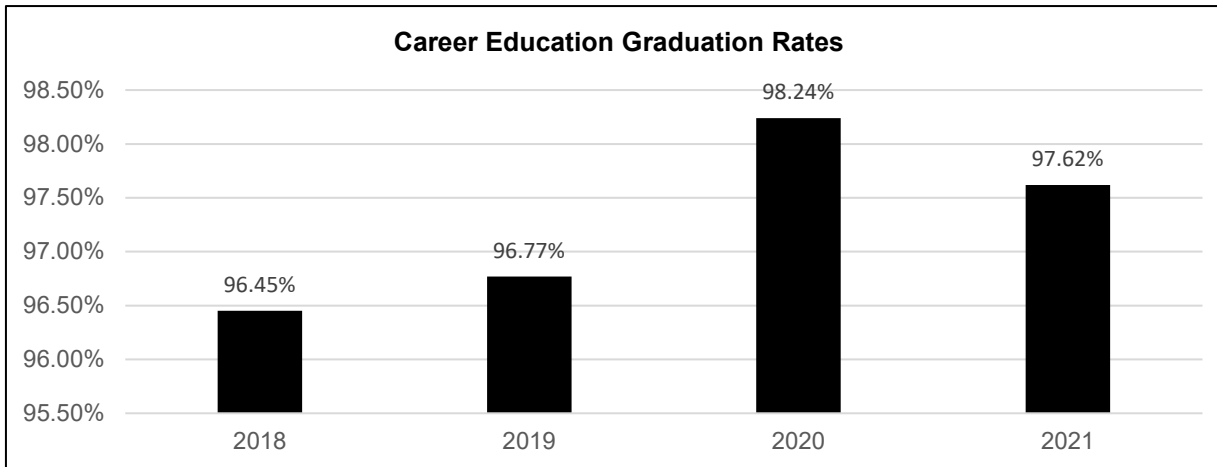
Foundation - Formula

Program is found in the following core budget(s): Foundation-Formula

2c. Provide a measure(s) of the program's impact.



Data Source: State Report Card - Four-Year Graduation Rate



Data Source: MCDS Portal - Districts, Charters, & Schools - College & Career Education

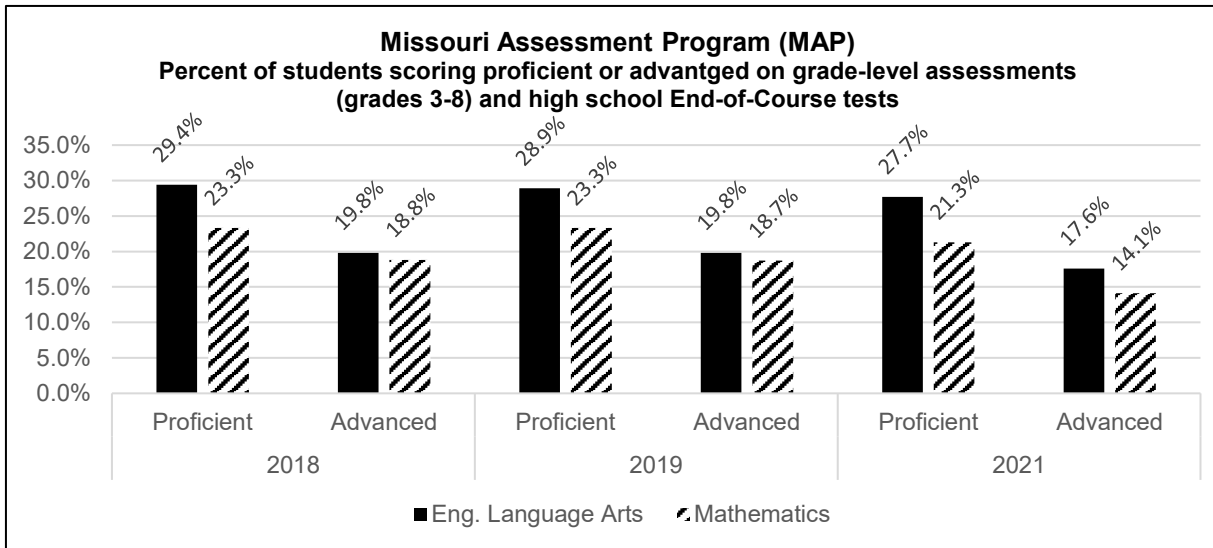
PROGRAM DESCRIPTION

Department of Elementary and Secondary Education

HB Section(s): 2.015

Foundation - Formula

Program is found in the following core budget(s): Foundation-Formula



On March 19, 2020, in response to the COVID-19 pandemic, the Department of Elementary and Secondary Education (DESE) announced the spring 2020 Missouri Assessment Program (MAP) assessments would not be administered, including Grade-Level (GLA), End-of-Course (EOC) and Missouri Assessment Program-Alternate (MAP-A) exams. Assessment data is not available for the 2020 school year.

Data Source: MCDS Portal/Students/Missouri Assessment Program (MAP) Data/Achievement Level 4 Report - Public

Report Selections = District - State Overall, Summary Level - State Overall, Content Area - Eng. Language Arts, Mathematics, Category - MSIP Total, Total, Type - Total, Grade Level - All Grades/Subjects

MSIP Total excludes students not enrolled all year and excludes Neglected and Delinquent

PROGRAM DESCRIPTION

Department of Elementary and Secondary Education

HB Section(s): 2.015

Foundation - Formula

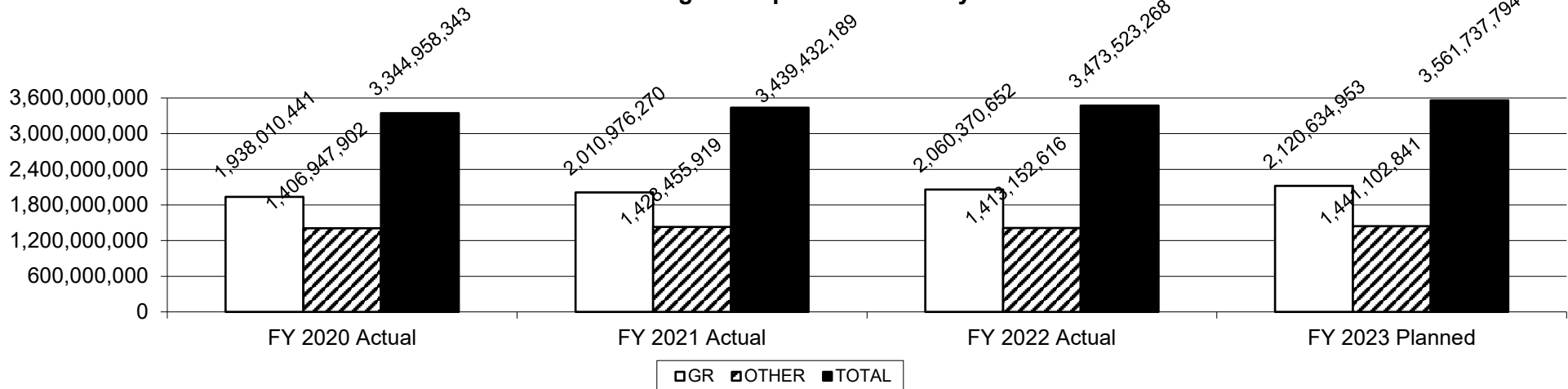
Program is found in the following core budget(s): Foundation-Formula

2d. Provide a measure(s) of the program's efficiency.

All funds will be expended in accordance with Section 163.031, RSMo.

3. Provide actual expenditures for the prior three fiscal years and planned expenditures for the current fiscal year. (Note: Amounts do not include fringe benefit costs.)

Program Expenditure History



4. What are the sources of the "Other " funds?

Lottery (0291-5667), Outstanding Schools Trust (0287-0678/9109), State School Moneys (0616-0679/8966), Classroom Trust Fund (0784-2079).

5. What is the authorization for this program, i.e., federal or state statute, etc.? (Include the federal program number, if applicable.)

Chapter 163, RSMo.

6. Are there federal matching requirements? If yes, please explain.

No

7. Is this a federally mandated program? If yes, please explain.

No