

PROGRAM DESCRIPTION

Department of Elementary and Secondary Education

HB Section(s): 2.015

Foundation - Transportation

Program is found in the following core budget(s): Foundation - Transportation

1a. What strategic priority does this program address?

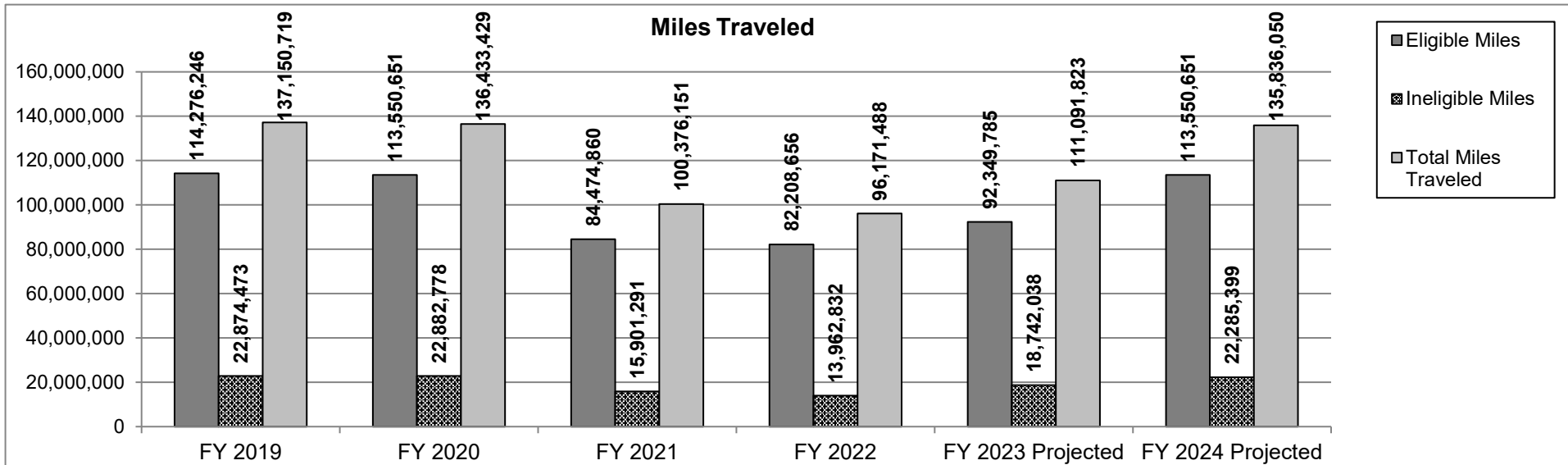
Efficiency & Effectiveness

1b. What does this program do?

Section 165.231, RSMo mandates that students who live more than 3 1/2 miles from the school they attend must be provided transportation; also students who live 1 mile to 3 1/2 miles may be transported with state assistance. Section 163.161, RSMo establishes the state transportation aid program that reimburses school districts for a portion of their pupil transportation service.

Equal access through school transportation enhances the equitable opportunity to learn for all students. School districts transport pupils and are partially reimbursed by the state the following year for the previous year's transportation costs. To determine a district's reimbursable costs, total allowable costs are adjusted to remove any costs for ineligible miles and ineligible student riders. A negative adjustment, no greater than 30%, is then made to a district's reimbursement for cost efficiency if a district spends more for its transportation service than what similar districts spend. Per statute, the state aid for transportation is a maximum of 75% of a school district's reimbursable costs for transporting eligible pupils. The resulting calculation is then reduced to match the available appropriation.

2a. Provide an activity measure(s) for the program.



Data Source: MCDS Portal Transportation State Aid Summary. Fiscal year information represents data from the prior school year.

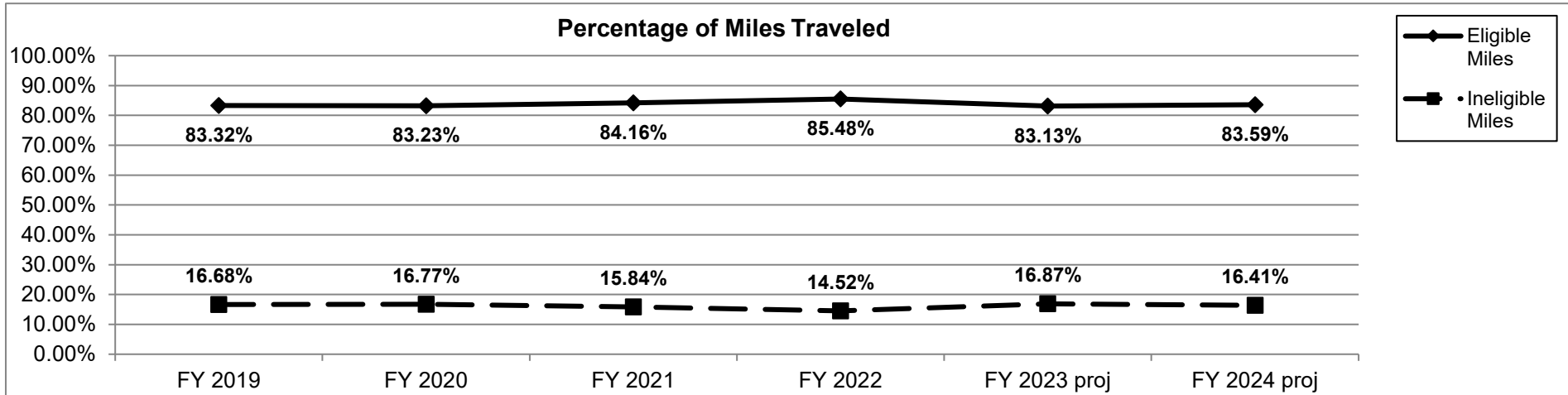
PROGRAM DESCRIPTION

Department of Elementary and Secondary Education

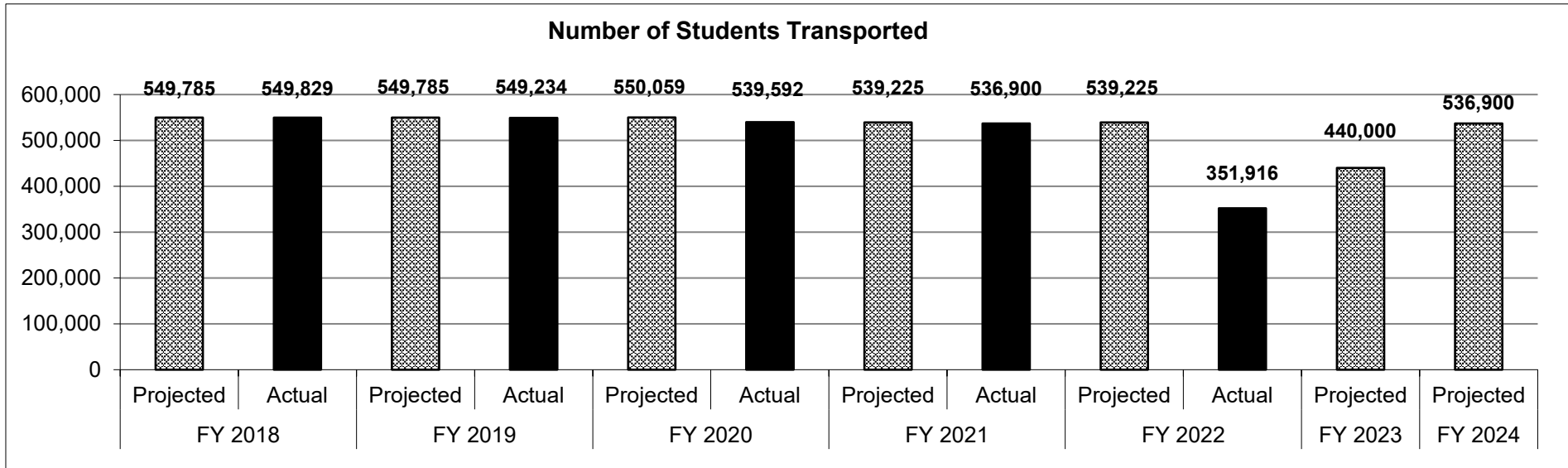
HB Section(s): 2.015

Foundation - Transportation

Program is found in the following core budget(s): Foundation - Transportation



Data Source: MCDS Portal Transportation State Aid Summary. Fiscal year information represents data from the prior school year.



Data Source: MCDS Portal Transportation State Aid Summary. Fiscal year information represents data from the prior school year.

PROGRAM DESCRIPTION

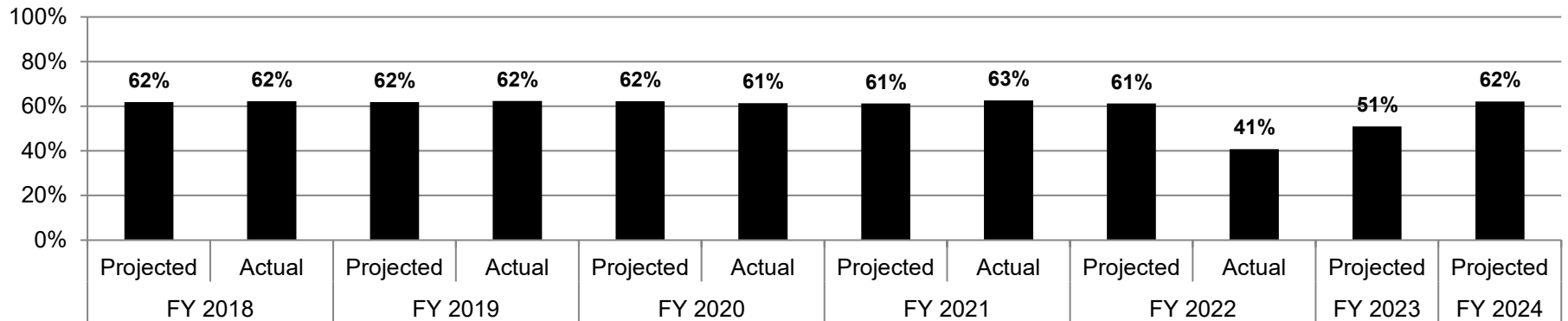
Department of Elementary and Secondary Education

HB Section(s): 2.015

Foundation - Transportation

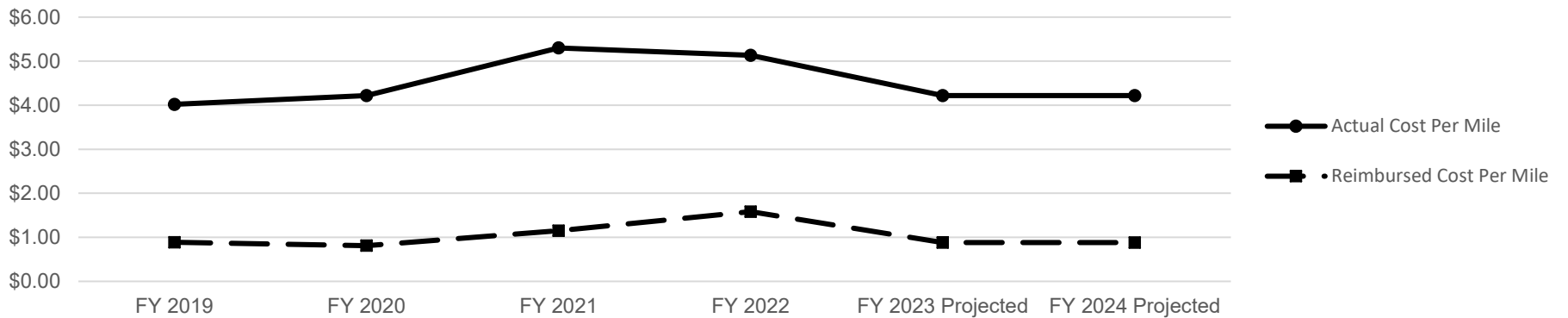
Program is found in the following core budget(s): Foundation - Transportation

Percentage of Students Transported to Students Enrolled



2b. Provide a measure(s) of the program's quality.

Cost Per Mile



Data Source: State Transportation Aid Calculation

PROGRAM DESCRIPTION

Department of Elementary and Secondary Education

HB Section(s): 2.015

Foundation - Transportation

Program is found in the following core budget(s): Foundation - Transportation

2c. Provide a measure(s) of the program's impact.

Eligible Transportation Costs Percentages Paid

Fiscal Year	Total Allowable Cost*	Total Entitlement**	Total Appropriation	% of Entitlement to Appropriation
FY 2023****	\$491,784,125	\$321,037,090	\$321,037,092	100.00%
FY 2022	\$492,082,310	\$271,250,743	\$113,947,713	42.01%
FY 2021	\$527,122,718	\$295,571,432	\$93,947,713	31.79%
FY 2020	\$572,247,057	\$317,773,772	\$93,245,348	29.34%
FY 2019	\$548,369,342	\$297,404,850	\$102,547,713	34.48%
FY 2018	\$522,477,164	\$292,307,276	\$90,297,713	30.89%
FY 2017	\$501,354,537	\$278,201,424	\$83,665,122	30.07%
FY 2016	\$496,114,028	\$275,744,741	\$100,297,713	36.37%
FY 2015	\$491,996,031	\$277,308,874	\$115,297,713	41.58%
FY 2014	\$481,625,623	\$274,522,020	\$100,297,713	36.54%
FY 2013	\$468,534,561	\$261,503,494	\$99,797,713	38.16%
FY 2012	\$461,583,706	\$262,518,814	\$107,797,713	41.06%
FY 2011	\$470,400,333	\$263,834,194	\$100,297,713	38.02%
FY 2010	\$464,852,730	\$258,908,840	\$155,777,030	60.17%
FY 2009	\$464,350,671	\$258,225,348	\$167,797,713	64.98%
FY 2008	\$430,991,800	\$240,695,175	\$167,797,713	69.71%
FY 2007***	\$405,743,064	\$225,701,950	\$162,667,713	72.07%

Information above includes Voluntary Interdistrict Choice Corporation (VICC).

*All school transportation expenditures including salaries, benefits, purchase services, supplies, capital outlay.

**The maximum 75% reimbursement of eligible costs after required adjustments.

***Per SB 287 - Beginning This Year VICC Paid at 155% of Statewide Avg. Per Pupil Cost for 2nd Preceding Year with No Appropriation Adjustment;

Charter Schools Payments are included in Amount Paid to Districts Beginning This Year.

****As of the January FY 2023 payment.

PROGRAM DESCRIPTION

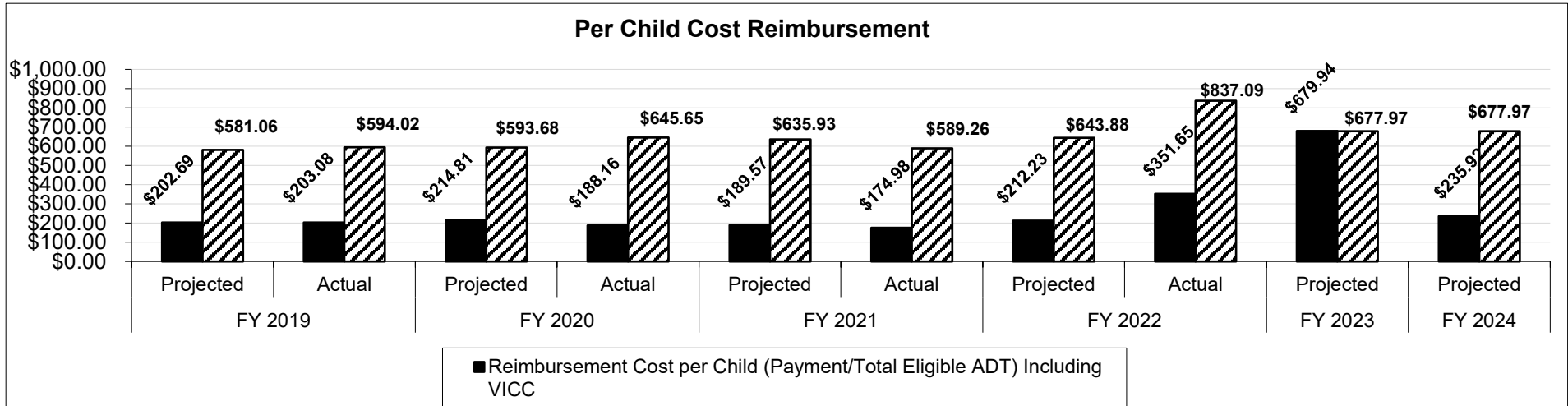
Department of Elementary and Secondary Education

HB Section(s): 2.015

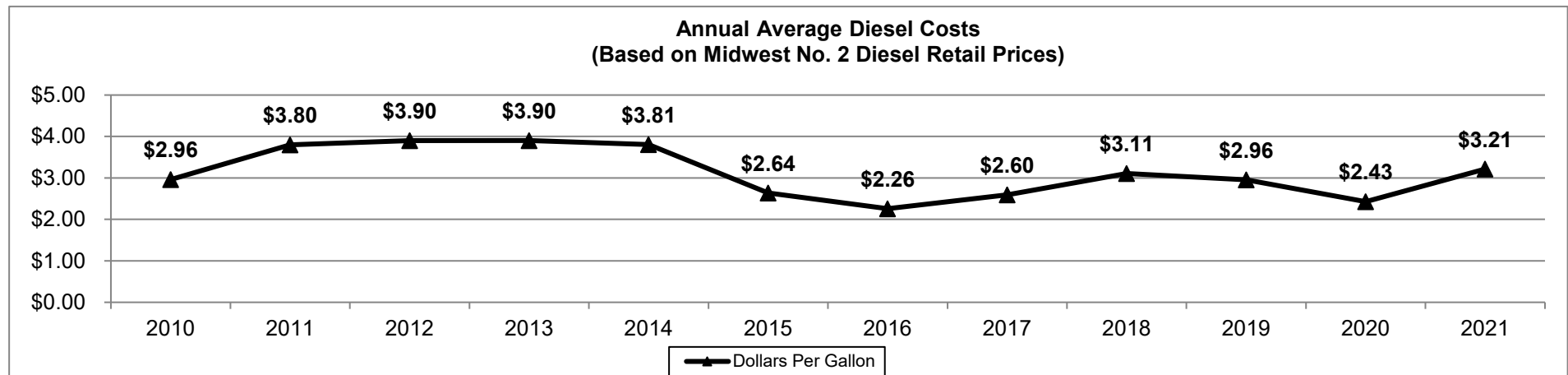
Foundation - Transportation

Program is found in the following core budget(s): Foundation - Transportation

2d. Provide a measure(s) of the program's efficiency.



Data Source: MCDS Portal Transportation State Aid Summary. Fiscal year information represents data from the prior school year.



Data Source: U.S. Energy Information Administration

<https://www.eia.gov/dnav/pet/hist/LeafHandler.ashx?n=PET&s=EMD EPD2D PTE R20 DPG&f=A>

PROGRAM DESCRIPTION

Department of Elementary and Secondary Education

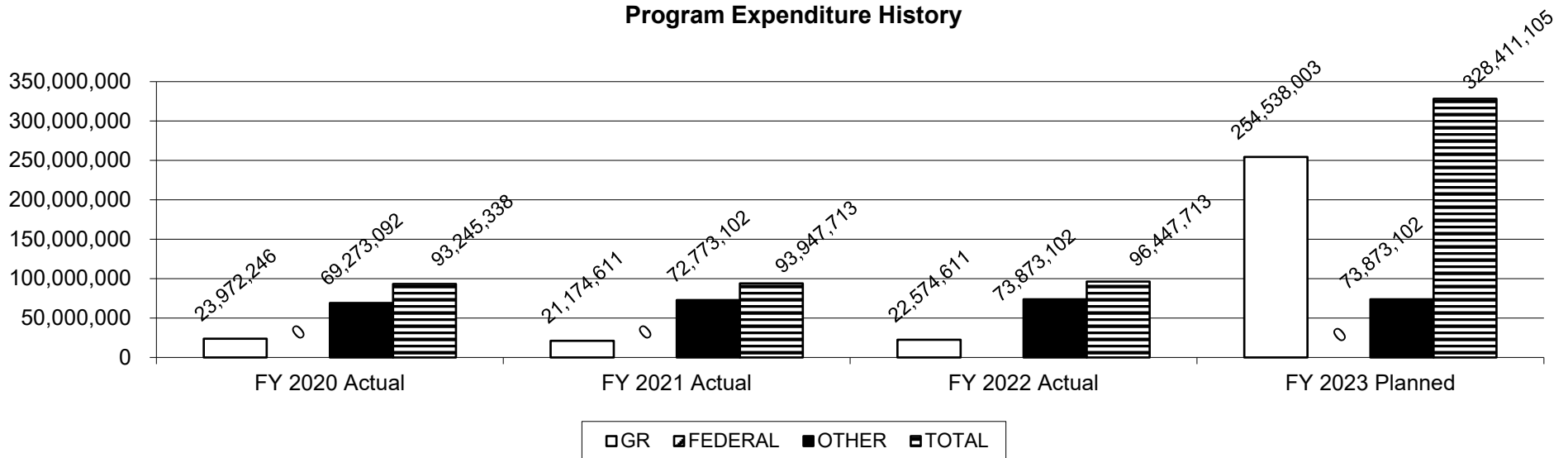
HB Section(s): 2.015

Foundation - Transportation

Program is found in the following core budget(s): Foundation - Transportation

3. Provide actual expenditures for the prior three fiscal years and planned expenditures for the current fiscal year. (Note: Amounts do not include fringe benefit costs.)

Program Expenditure History



4. What are the sources of the "Other " funds?

Lottery (0291-2362)

5. What is the authorization for this program, i.e., federal or state statute, etc.? (Include the federal program number, if applicable.)

Sections 163.161 and 167.231, RSMo.

6. Are there federal matching requirements? If yes, please explain.

No

7. Is this a federally mandated program? If yes, please explain.

No