

PROGRAM DESCRIPTION

Department of Elementary and Secondary Education

HB Section(s): 2.325

Missouri Charter Public School Commission

Program is found in the following core budget(s): Missouri Charter Public School Commission

1a. What strategic priority does this program address?

Efficiency and Effectiveness

1b. What does this program do?

The Missouri Charter Public School Commission is improving the quality of public charter schools to help families in St. Louis City, Kansas City, and anywhere in Missouri there is an unaccredited or provisionally accredited district by increasing the number of quality public education options where they live, by:

- Evaluating and approving new charter public schools, with an eye on innovation, community need and equity;
- Monitoring the operations, finances, governance and academics of sponsored charter schools for compliance to statutes and their performance contract;
- Closing charter schools that fail to perform;
- Reporting to parents, taxpayers and lawmakers the facts about our performance and the performance of the schools in our portfolio;
- Demonstrating public education sector accountability that is meaningful, transparent and streamlined.

2a. Provide an activity measure(s) for the program.

Activity Measure	Actual	Actual	Actual	Actual	Actual	Planned	Projected	Projected
	FY16	FY17	FY18	FY19	FY20	FY21	FY22	FY23
Number of charter school LOI/applications received & reviewed*	5	3	3	4	4	3	3	3
Number of applications declined/withdrawn	4	3	1	0	4	2	0	0
Number of applications approved.	1	0	0	2	0	2	3	3
Number of new charter schools opened.	0	1	0	0	2	0	2	2
Number of schools transferred from another sponsor**	0	0	0	5	1	1	0	0
Number of charter schools closed	0	0	0	1	1	0	0	0
Number of sponsored charter schools operating	1	1	1	3	10	12	15	15
Number of school cities served	1	1	2	2	2	3	3	3

* Average time of application to operation is between 24-36 months

** MCPSC is required to accept the transfer of any charter school from a sponsor no longer eligible. The Commission attracts operating charter schools interested in high quality oversight and accountability.

PROGRAM DESCRIPTION

Department of Elementary and Secondary Education

HB Section(s): 2.325

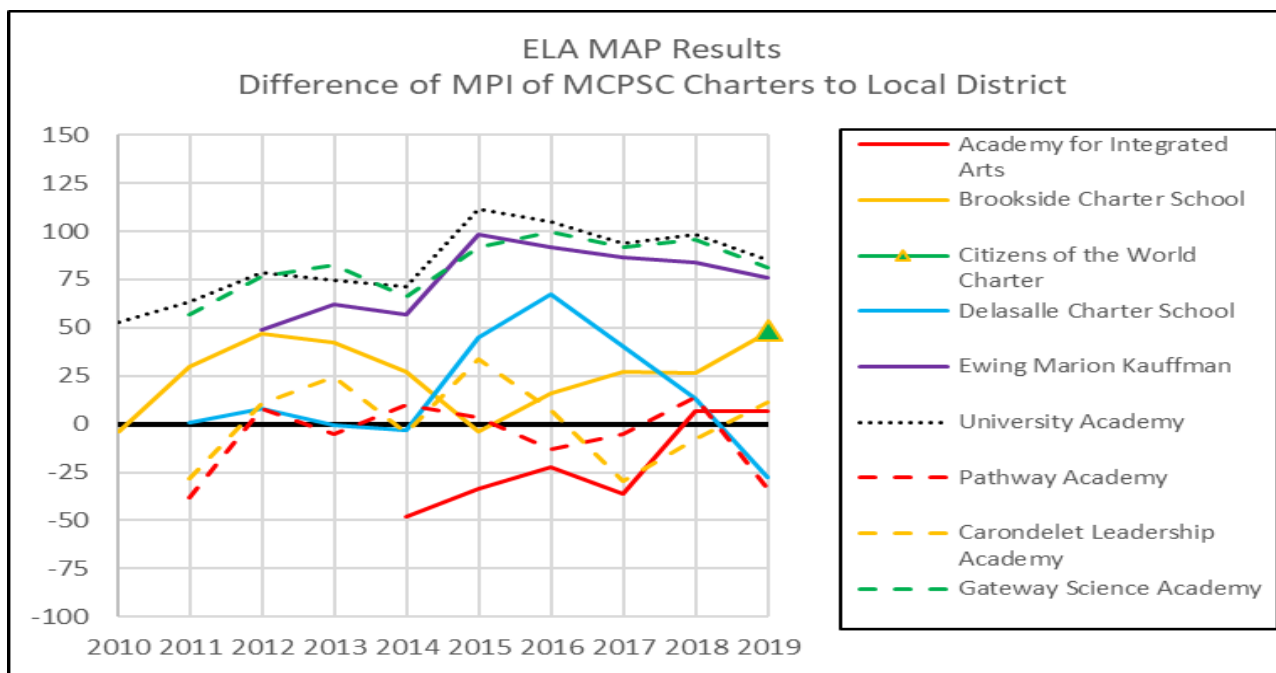
Missouri Charter Public School Commission

Program is found in the following core budget(s): Missouri Charter Public School Commission

2b. Provide a measure(s) of the program's quality.

1. Performance of charter schools sponsored by MCPSC

These graphs compares MCPSC sponsored charter schools to the local district on MAP performance, using MPI*. The 0 axis is the local district. Charters above the 0 axis (bold black line) perform ABOVE the local district. Both Pathway Academy and Carondelet Leadership Academy have since been closed due to performance. DeLaSalle, a KC alternative school is in turn around.



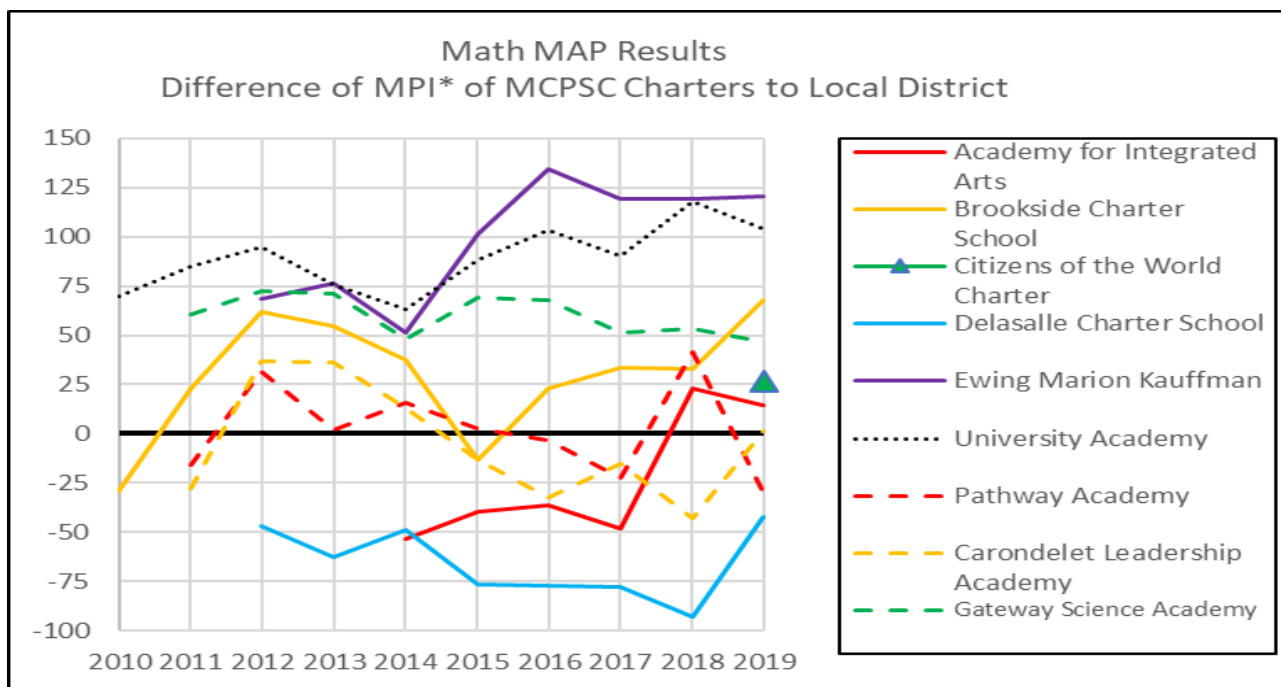
PROGRAM DESCRIPTION

Department of Elementary and Secondary Education

HB Section(s): 2.325

Missouri Charter Public School Commission

Program is found in the following core budget(s): Missouri Charter Public School Commission



*MPI = MAP Performance Index is the composite performance score of all students in LEA. (page 18)
https://dese.mo.gov/sites/default/files/MSIP5_2019_Comprehensive_Guide%2011-15-2019_2.pdf

2c. Provide a measure(s) of the program's impact.

Efficiency Measure	Actual	Actual	Actual	Actual	Planned	Projected	Projected
	FY17	FY18	FY19	FY20	FY21	FY22	FY23
Number of MCPSC schools that meet standard	1	1	2	10	11	15	15
Number of new quality charter public school seats added	143	121	88	343	398	280	280
Number of low performing seats eliminated			185	519			

PROGRAM DESCRIPTION

Department of Elementary and Secondary Education

HB Section(s): 2.325

Missouri Charter Public School Commission

Program is found in the following core budget(s): Missouri Charter Public School Commission

2d. Provide a measure(s) of the program's efficiency.

Efficiency Measure	Actual	Actual	Actual	Actual	Actual	Planned	Projected	Projected
	FY16	FY17	FY18	FY19	FY20	FY21	FY22	FY23
Number of employees to charter school sponsored	1:1	1:1	2:1	2:1	2:3	2:10	3:12	3:12
Number of employees to application reviewed	1:1	1:3	1:3	2:4	2:4	2:3	3:3	3:3
Number of employees paid by General Revenue	1	1	1.5	1.83	2	0	0	0

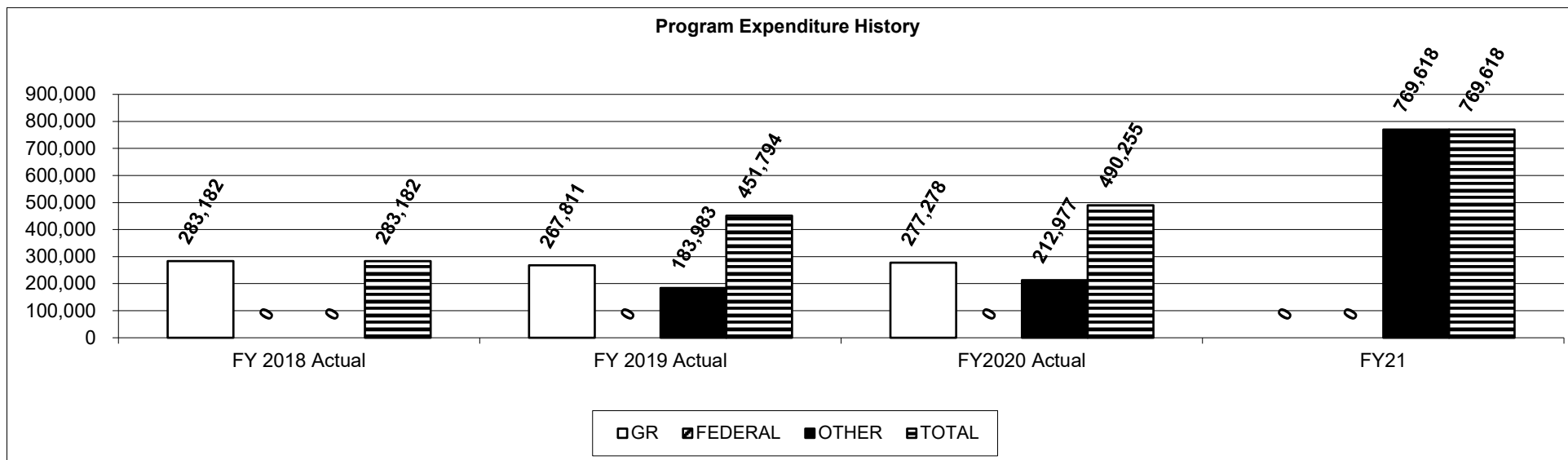
MCPSC portfolio serves over 6700 students making it larger than 90% of districts in Missouri

FY18 - 2nd employee hired in January

FY19 Executive Director furloughed 2 months due to lack of PS authority

MCPSC became self-sustaining in FY21 and no longer requires General Revenue

3. Provide actual expenditures for the prior three fiscal years and planned expenditures for the current fiscal year. (Note: Amounts do not include fringe benefit costs.)



PROGRAM DESCRIPTION

Department of Elementary and Secondary Education

HB Section(s): 2.325

Missouri Charter Public School Commission

Program is found in the following core budget(s): Missouri Charter Public School Commission

4. What are the sources of the "Other " funds?

Revolving Fund (0860-9261) are fees generated sponsored schools, set in statute at 1.5% ADA capped at \$125,000 (adjusted for inflation) per LEA.

5. What is the authorization for this program, i.e., federal or state statute, etc.? (Include the federal program number, if applicable.)

Section 160.400-160.425

6. Are there federal matching requirements? If yes, please explain.

No.

7. Is this a federally mandated program? If yes, please explain.

No.