

PROGRAM DESCRIPTION

Department of Elementary and Secondary Education

HB Section(s): 2.285

Public Placement Fund (PPF)

Program is found in the following core budget(s): DFS/DMH Placements/Public Placement Fund

1a. What strategic priority does this program address?

Success-Ready Students & Workplace Development

1b. What does this program do?

The Public Placement fund (PPF) provides reimbursement pursuant to RSMo 167.126 for the educational costs of students placed within a non-domicile school district by a state agency or court. Non-domicile refers to a school district outside of where the parents or legal guardians reside. These students would not typically be the responsibility of the serving district except that a state agency or court has placed them in a foster home, group home, or residential facility within the boundaries of the serving district. The funding helps reduce the financial stress on districts for increased costs beyond their control. Funding is available to provide equitable access to learning opportunities when the educational costs of these students exceed the revenues received by the serving district. Reimbursement is provided the following year in which educational services are provided.

2a. Provide an activity measure(s) for the program.

District Information	FY18	FY19	FY20	FY21	FY22 Proj	FY23 Proj
Total Number of Districts that Applied for PPF Funding	101	115	126	143	144	146

NOTE: This chart indicates the number of districts that applied for PPF funding.

Student Information	FY18	FY19	FY20	FY21	FY22 Proj	FY23 Proj
Total Number of Students Claimed on PPF Applications	3,418	3,381	3,444	3,342	3,375	3,409

NOTE: This chart indicates the number of students claimed on PPF applications.

ADA Information	FY18	FY19	FY20	FY21	FY22 Proj	FY23 Proj
Total Amount of Average Daily Attendance Generated by PPF Students	1,630.00	1,622.85	1,752.11	1,863.43	1,882.06	1,900.88

NOTE: This chart indicates the Average Daily Attendance generated by PPF students.

Student Placement Information	FY18	FY19	FY20	FY21	FY22 Proj	FY23 Proj
Number of Students Placed by the Children's Division	2,679	2,587	2,801	2,691	2,718	2,745
Number of Students Placed by the Department of Mental Health	88	75	54	57	58	58
Number of Students Placed by the Division of Youth Services	116	230	93	81	82	83
Number of Students Placed by the Courts	535	489	496	513	518	523

NOTE: This chart indicates the number of PPF students placed by each agency.

Student Domicile Information	FY18	FY19	FY20	FY21	FY22 Proj	FY23 Proj
Number of Students Reported with a Domicile District	2,374	2,067	1,977	1,792	1,810	1,828
Number of Students Reported without a Domicile District	1,044	1,314	1,467	1,550	1,566	1,581

NOTE: This chart indicates the number of students reported with and without a domicile district (a domicile district generates revenues that are deducted on the application).

PROGRAM DESCRIPTION

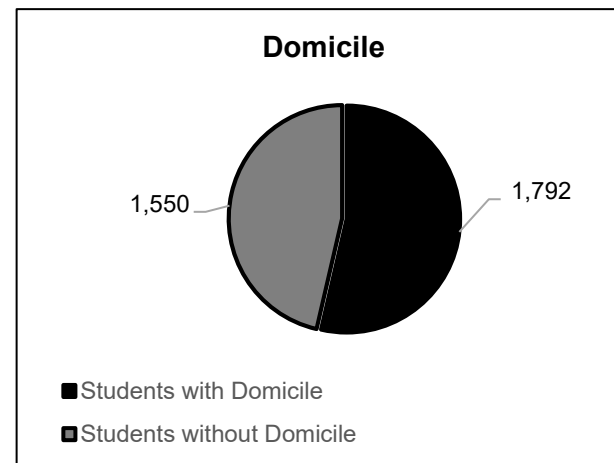
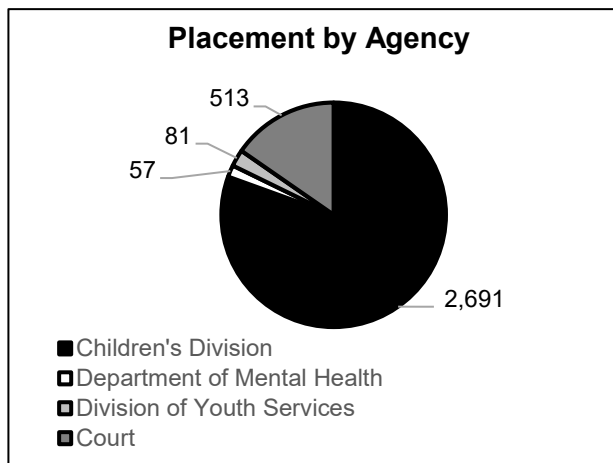
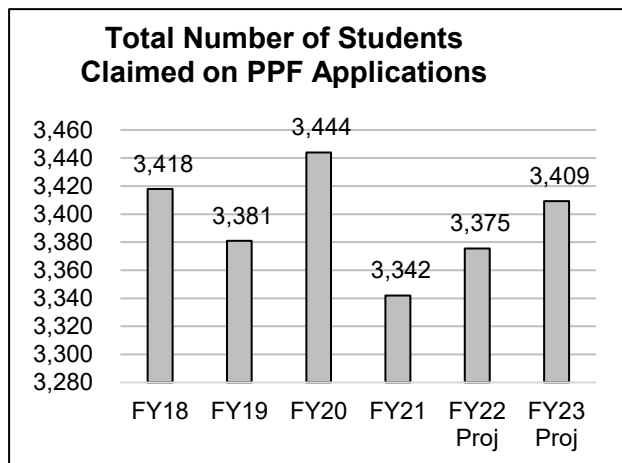
Department of Elementary and Secondary Education

HB Section(s): 2.285

Public Placement Fund (PPF)

Program is found in the following core budget(s): DFS/DMH Placements/Public Placement Fund

Activity Measure Charts



2b. Provide a measure(s) of the program's quality.

PPF Application Audit Process	FY21
Number of PPF Applications that were Reviewed	143
Percent of PPF Applications that were Reviewed	100%
Number of PPF Applications that had Reduced Costs based on Audit Process	30
Percent of PPF Applications that had Reduced Costs based on Audit Process	21%
Amount of Reduced/Unallowable Costs based on Audit Process	\$ 465,661

NOTE: This chart indicates the results of the audit process completed on the PPF application to ensure that only allowable costs are claimed.

2c. Provide a measure(s) of the program's impact.

PPF Cost and Reimbursement Information	FY18	FY19	FY20	FY21	FY22 Proj	FY23 Proj
Total Costs of Educating PPF Students Reported on Applications	\$ 30,611,161	\$ 31,965,748	\$ 32,972,248	\$ 32,415,236	\$ 32,739,389	\$ 33,066,783
Total Reimbursement for PPF Students	\$ 5,000,000	\$ 5,625,000	\$ 5,625,000	\$ 5,625,000	\$ 5,625,000	\$ 5,625,000

NOTE: This chart indicates how the PPF reimbursement helps offset the educational costs of PPF students.

PROGRAM DESCRIPTION

Department of Elementary and Secondary Education


HB Section(s): 2.285

Public Placement Fund (PPF)

Program is found in the following core budget(s): DFS/DMH Placements/Public Placement Fund

Student Educational Setting Information	FY18	FY19	FY20	FY21	FY22 Proj	FY23 Proj
Number of Students Educated in Regular District Classrooms	1,351	1,426	1,643	1,674	1,691	1,708
Number of Students Educated in Separate District Classrooms	1,445	1,372	1,168	1,159	1,171	1,182
Number of Students Educated in Private Placements/Facilities	622	583	633	509	514	519

NOTE: This chart indicates the educational placement for PPF students. PPF funding helps offset educational costs for educational settings/placements that may be beyond the districts control.



2d. Provide a measure(s) of the program's efficiency.

Indicator	FY18	FY19	FY20	FY21
Applications are received, reviewed, logged, and processed for payment by January 1 each year	100%	100%	100%	100%
The first PPF payment is paid in the March cycle or before	100%	100%	100%	100%

NOTE: This chart indicates how efficiently applications are processed and paid. Payment is dependent on available cash reserves and appropriation allotments.

PROGRAM DESCRIPTION

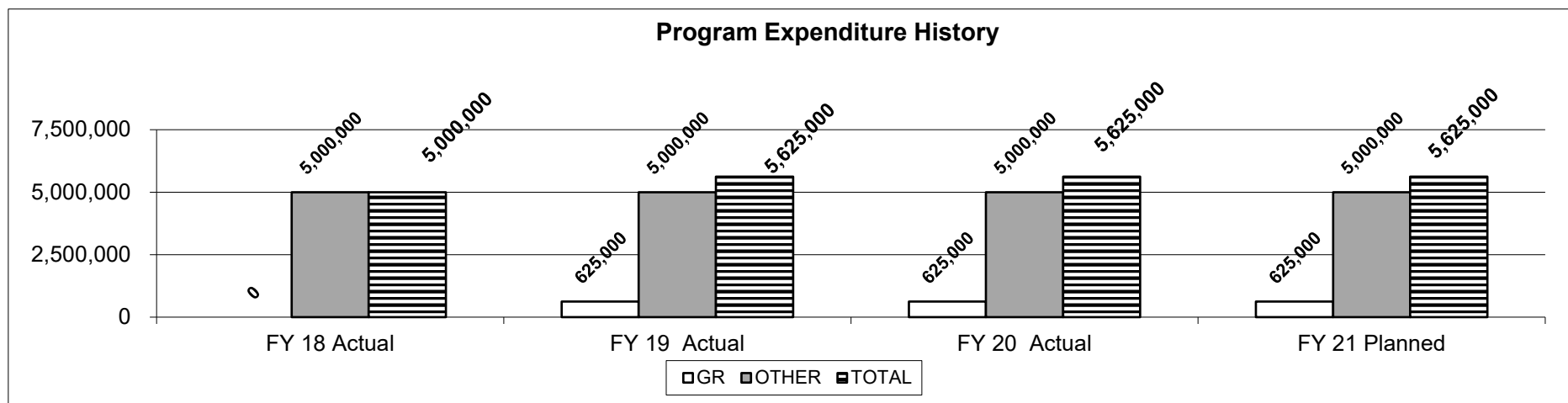
Department of Elementary and Secondary Education

HB Section(s): 2.285

Public Placement Fund (PPF)

Program is found in the following core budget(s): DFS/DMH Placements/Public Placement Fund

3. Provide actual expenditures for the prior three fiscal years and planned expenditures for the current fiscal year. (Note: Amounts do not include fringe benefit costs.)



4. What are the sources of the "Other " funds?

Lottery (0291-5677)

5. What is the authorization for this program, i.e., federal or state statute, etc.? (Include the federal program number, if applicable.)

RSMo Section 167.126(4)

6. Are there federal matching requirements? If yes, please explain.

There are Maintenance of Effort (MOE) requirements related to the IDEA Part B federal grant. Maintenance of Effort requires the state to appropriate the same amount of state funds for special education programs as it did the previous year. The threshold must be maintained or the state will forfeit federal funding for each year the state does not meet the original threshold.

7. Is this a federally mandated program? If yes, please explain.

No.