

PROGRAM DESCRIPTION

Department of Elementary and Secondary Education

HB Section(s): 2.330

Public Placement Fund (PPF)

Program is found in the following core budget(s): DFS/DMH Placements/Public Placement Fund

1a. What strategic priority does this program address?

Success-Ready Students & Workplace Development

1b. What does this program do?

The Public Placement fund (PPF) provides reimbursement pursuant to RSMo 167.126 for the educational costs of students placed within a non-domicile school district by a state agency or court. Non-domicile refers to a school district outside of where the parents or legal guardians reside. These students would not typically be the responsibility of the serving district except that a state agency or court has placed them in a foster home, group home, or residential facility within the boundaries of the serving district. The funding helps reduce the financial stress on districts for increased costs beyond their control. Funding is available to provide equitable access to learning opportunities when the educational costs of these students exceed the revenues received by the serving district. Reimbursement is provided the following year in which educational services are provided.

2a. Provide an activity measure(s) for the program.

District Information	FY 2020 Actual	FY 2021 Actual	FY 2022 Actual	FY 2023 Projected	FY 2024 Projected	FY 2025 Projected
Total Number of Districts that Applied for PPF Funding	126	143	141	142	144	145

NOTE: This chart indicates the number of districts that applied for PPF funding.

Student Information	FY 2020 Actual	FY 2021 Actual	FY 2022 Actual	FY 2023 Projected	FY 2024 Projected	FY 2025 Projected
Total Number of Students Claimed on PPF Applications	3,444	3,342	2,842	2,870	2,899	2,928

NOTE: This chart indicates the number of students claimed on PPF applications.

ADA Information	FY 2020 Actual	FY 2021 Actual	FY 2022 Actual	FY 2023 Projected	FY 2024 Projected	FY 2025 Projected
Total Amount of Average Daily Attendance Generated by PPF Students	1,752.11	1,879.51	1,516.51	1,531.68	1,546.99	1,562.46

NOTE: This chart indicates the Average Daily Attendance generated by PPF students.

Student Placement Information	FY 2020 Actual	FY 2021 Actual	FY 2022 Actual	FY 2023 Projected	FY 2024 Projected	FY 2025 Projected
Number of Students Placed by the Children's Division	2,801	2,692	2,403	2,427	2,451	2,476
Number of Students Placed by the Department of Mental Health	54	57	20	20	20	21
Number of Students Placed by the Division of Youth Services	93	81	100	101	102	103
Number of Students Placed by the Courts	496	512	319	322	325	329

NOTE: This chart indicates the number of PPF students placed by each agency.

PROGRAM DESCRIPTION

Department of Elementary and Secondary Education

HB Section(s): 2.330

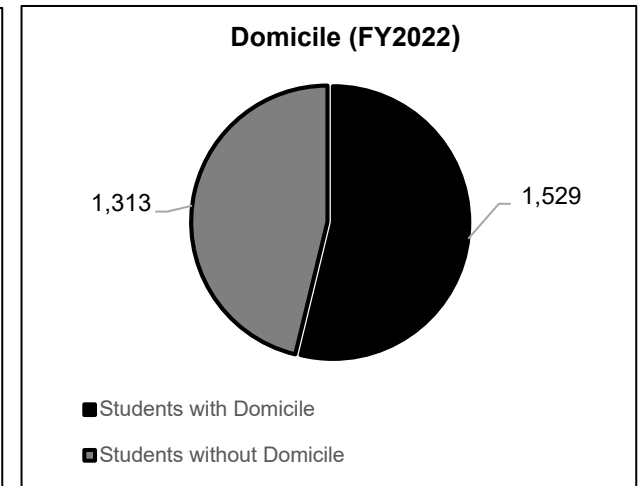
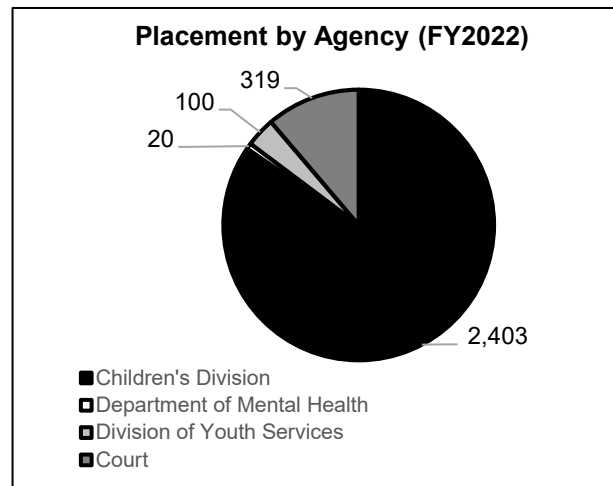
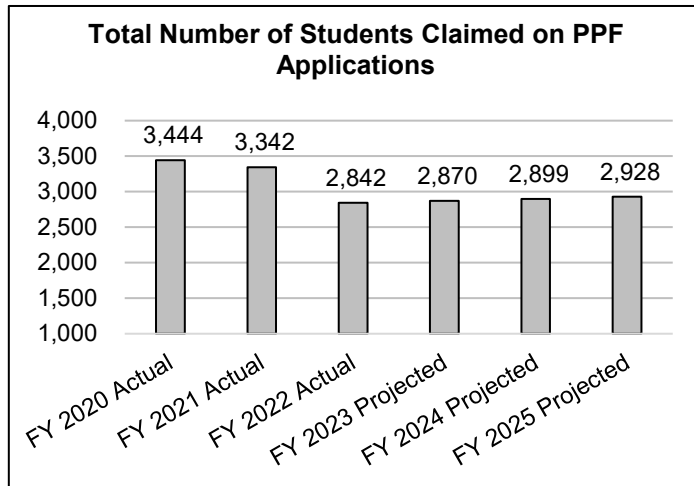
Public Placement Fund (PPF)

Program is found in the following core budget(s): DFS/DMH Placements/Public Placement Fund

Student Domicile Information	FY 2020 Actual	FY 2021 Actual	FY 2022 Actual	FY 2023 Projected	FY 2024 Projected	FY 2025 Projected
Number of Students Reported with a Domicile District	1,977	1,791	1,529	1,544	1,560	1,575
Number of Students Reported without a Domicile District	1,467	1,551	1,313	1,326	1,339	1,353

NOTE: This chart indicates the number of students reported with and without a domicile district (a domicile district generates revenues that are deducted on the application).

Activity Measure Charts



2b. Provide a measure(s) of the program's quality.

PPF Application Audit Process	FY 2021	FY 2022
Number of PPF Applications that were Reviewed	150	141
Percent of PPF Applications that were Reviewed	100%	100%
Number of PPF Applications that had Reduced Costs based on Audit Process	30	26
Percent of PPF Applications that had Reduced Costs based on Audit Process	20%	18%
Amount of Reduced/Unallowable Costs based on Audit Process	\$ 465,661	\$ 465,661

NOTE: This chart indicates the results of the audit process completed on the PPF application to ensure that only allowable costs are claimed.

PROGRAM DESCRIPTION

Department of Elementary and Secondary Education

HB Section(s): 2.330

Public Placement Fund (PPF)

Program is found in the following core budget(s): DFS/DMH Placements/Public Placement Fund

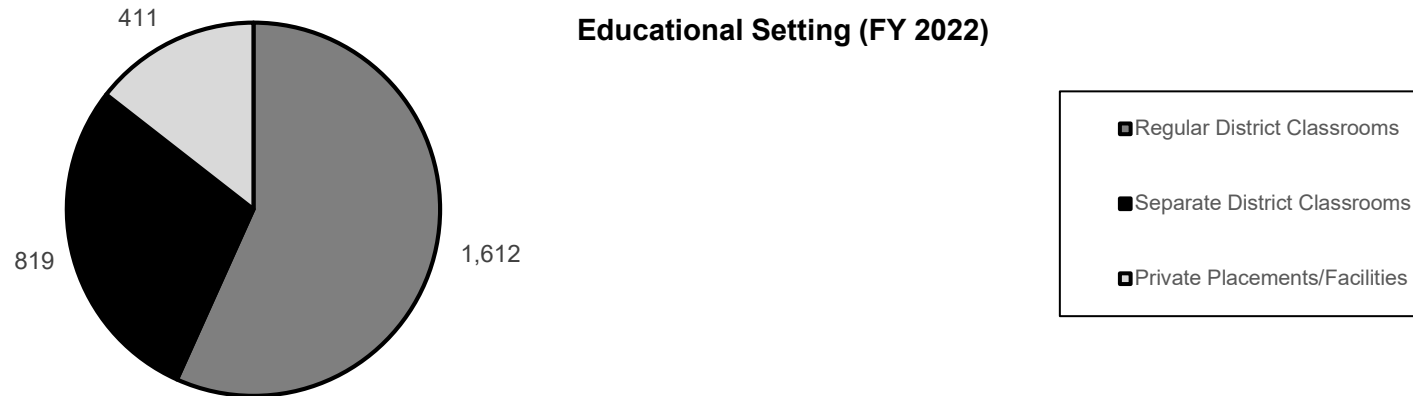
2c. Provide a measure(s) of the program's impact.

PPF Cost and Reimbursement Information	FY 2020 Actual	FY 2021 Actual	FY 2022 Actual	FY 2023 Projected	FY 2024 Projected	FY 2025 Projected
Total Costs of Educating PPF Students Reported on Applications	\$ 32,972,248	\$ 32,981,407	\$ 29,741,210	\$ 30,038,622	\$ 30,339,008	\$ 30,642,398
Total Reimbursement for PPF Students	\$ 5,625,000	\$ 5,625,000	\$ 5,625,000	\$ 5,625,000	\$ 5,625,000	\$ 5,625,000

NOTE: This chart indicates how the PPF reimbursement helps offset the educational costs of PPF students.

Student Educational Setting Information	FY 2020 Actual	FY 2021 Actual	FY 2022 Actual	FY 2023 Projected	FY 2024 Projected	FY 2025 Projected
Number of Students Educated in Regular District Classrooms	1,643	1,675	1,612	1,628	1,644	1,661
Number of Students Educated in Separate District Classrooms	1,168	1,159	819	827	835	844
Number of Students Educated in Private Placements/Facilities	633	508	411	415	419	423

NOTE: This chart indicates the educational placement for PPF students. PPF funding helps offset educational costs for educational settings/placements that may be beyond the districts control.



PROGRAM DESCRIPTION

Department of Elementary and Secondary Education

HB Section(s): 2.330

Public Placement Fund (PPF)

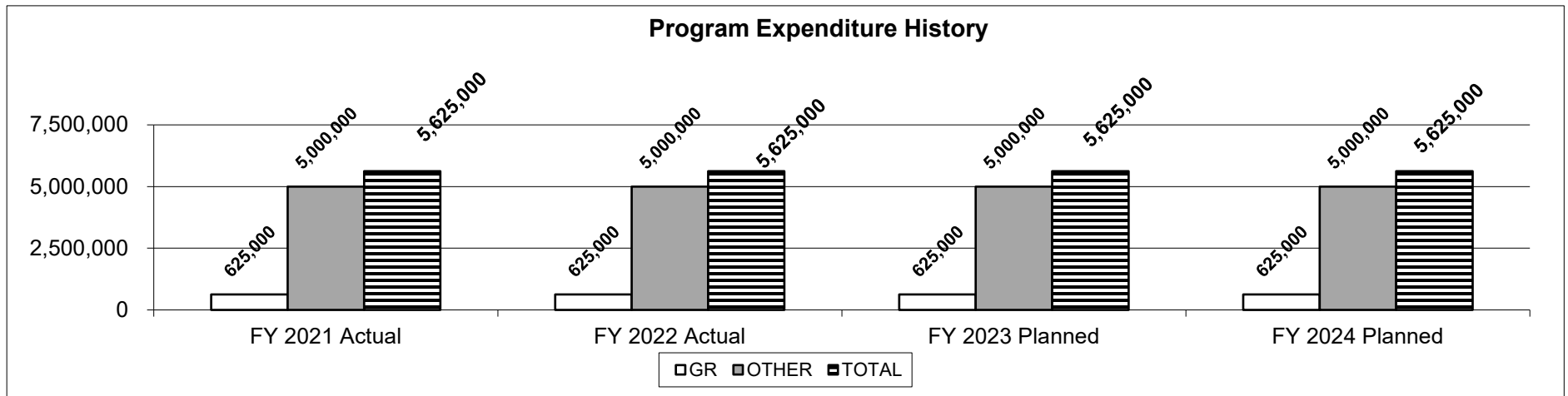
Program is found in the following core budget(s): DFS/DMH Placements/Public Placement Fund

2d. Provide a measure(s) of the program's efficiency.

Indicator	FY 2019	FY 2020	FY 2021	FY 2022
Applications are received, reviewed, logged, and processed for payment by January 1 each year	100%	100%	100%	100%
The first PPF payment is paid in the March cycle or before	100%	100%	100%	100%

NOTE: This chart indicates how efficiently applications are processed and paid. Payment is dependent on available cash reserves and appropriation allotments.

3. Provide actual expenditures for the prior three fiscal years and planned expenditures for the current fiscal year. (Note: Amounts do not include fringe benefit costs.)



PROGRAM DESCRIPTION

Department of Elementary and Secondary Education

HB Section(s): 2.330

Public Placement Fund (PPF)

Program is found in the following core budget(s): DFS/DMH Placements/Public Placement Fund

4. What are the sources of the "Other " funds?

Lottery (0291-5677)

5. What is the authorization for this program, i.e., federal or state statute, etc.? (Include the federal program number, if applicable.)

RSMo Section 167.126(4)

6. Are there federal matching requirements? If yes, please explain.

There are Maintenance of Effort (MOE) requirements related to the IDEA Part B federal grant. Maintenance of Effort requires the state to appropriate the same amount of state funds for special education programs as it did the previous year. The threshold must be maintained or the state will forfeit federal funding for each year the state does not meet the original threshold.

7. Is this a federally mandated program? If yes, please explain.

No