

**PROGRAM DESCRIPTION**

<b>Health and Senior Services</b>									<b>HB Section(s):</b> <u>10.900</u>
<b>Emergency Medical Services</b>									
<b>Program is found in the following core budget(s):</b>									
	<b>DRL Program Operations</b>								<b>TOTAL</b>
<b>GR</b>	397,046								397,046
<b>FEDERAL</b>	785,569								785,569
<b>OTHER</b>	0								0
<b>TOTAL</b>	1,182,615								1,182,615

**1a. What strategic priority does this program address?**

To protect health and keep the people of Missouri safe and Reduce opioid misuse.

**1b. What does this program do?**

- Assures all levels of licensed Emergency Medical Technicians, ambulance services, training entities, response agencies, and stretcher van services comply with minimum education, training, treatment, and operational standards.
- Investigates complaints from the public in regards to Emergency Medical Services (EMS) practices.
- Assures patient care reporting meets or exceeds state and national standards.
- Administers the Missouri Overdose Rescue and Education grant, which funds training in the use of naloxone to first responders throughout Missouri. The grant also funds the purchase and distribution of naloxone to trained first responders.

**2a. Provide an activity measure(s) for the program.**

<b>Emergency Medical Technicians Licensed</b>						
	<b>FY 2018</b>	<b>FY 2019</b>	<b>FY 2020</b>	<b>FY 2021 Proj.</b>	<b>FY 2022 Proj.</b>	<b>FY 2023 Proj.</b>
Total Number of EMTs Licensed	18,502	18,609	19,259	19,909	20,449	20,449
EMT-Basic	11,557	11,509	11,917	12,325	12,633	12,633
EMT-Paramedic	6,883	6,951	7,166	7,381	7,596	7,596
Advanced EMT	62	57	70	83	86	86
Community Paramedic	73	92	106	120	134	134

**PROGRAM DESCRIPTION**

**Health and Senior Services**

**HB Section(s):** 10.900

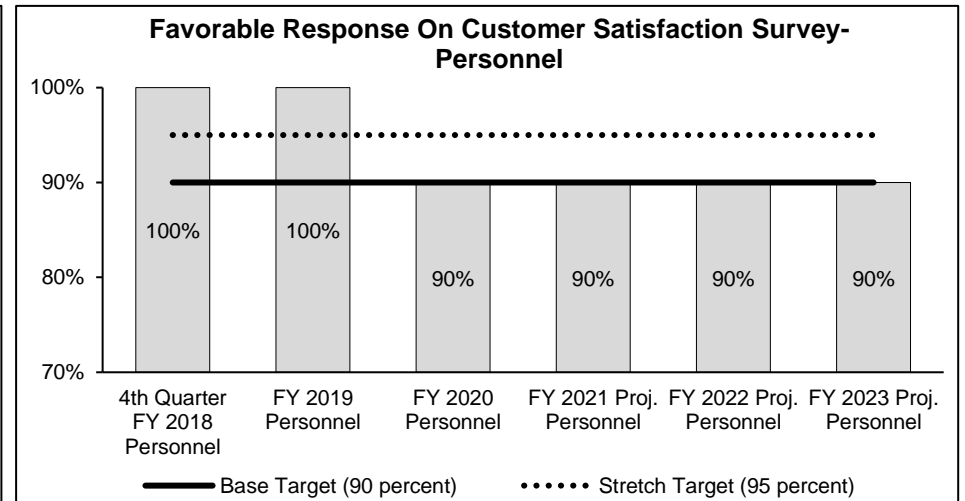
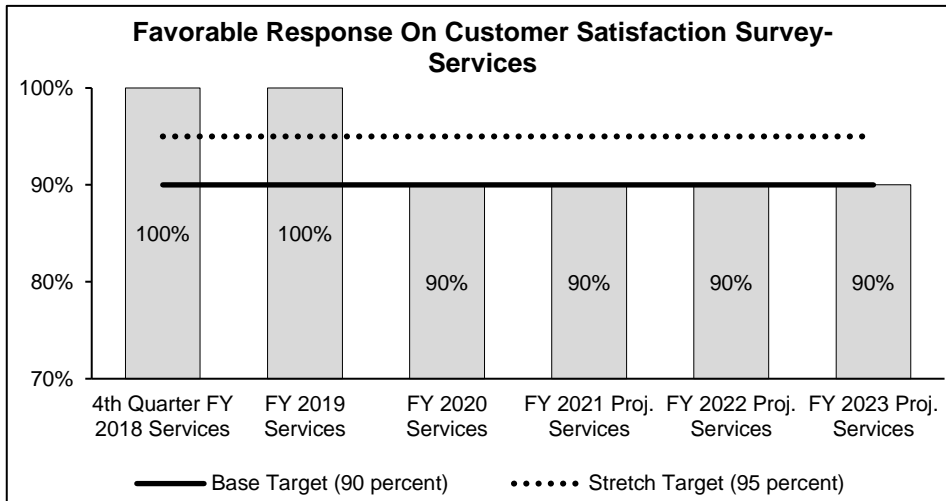
**Emergency Medical Services**

**Program is found in the following core budget(s):**

**2a. Provide an activity measure(s) for the program. (continued)**

Services Licensed						
	FY 2018	FY 2019	FY 2020	FY 2021 Proj.	FY 2022 Proj.	FY 2023 Proj.
Ground Ambulance	217	217	222	222	222	222
Air Ambulance	14	15	17	19	19	19
Emergency Medical Response Agency	42	42	59	76	80	80
Training Entities	273	268	364	400	425	425
EMT-B relicensing	1,163	1,086	906	1,194	1,163	1,163
EMT-P relicensing	1,275	969	807	1,147	1,275	1,275

**2b. Provide a measure(s) of program's quality.**



Note: EMS began sending customer surveys to individuals (Personnel) and EMS services (Services) in the 4th quarter of FY 2018. The limited number of responses were all positive; however, EMS does not expect all responses to be favorable in the future due to the nature of the work.

## PROGRAM DESCRIPTION

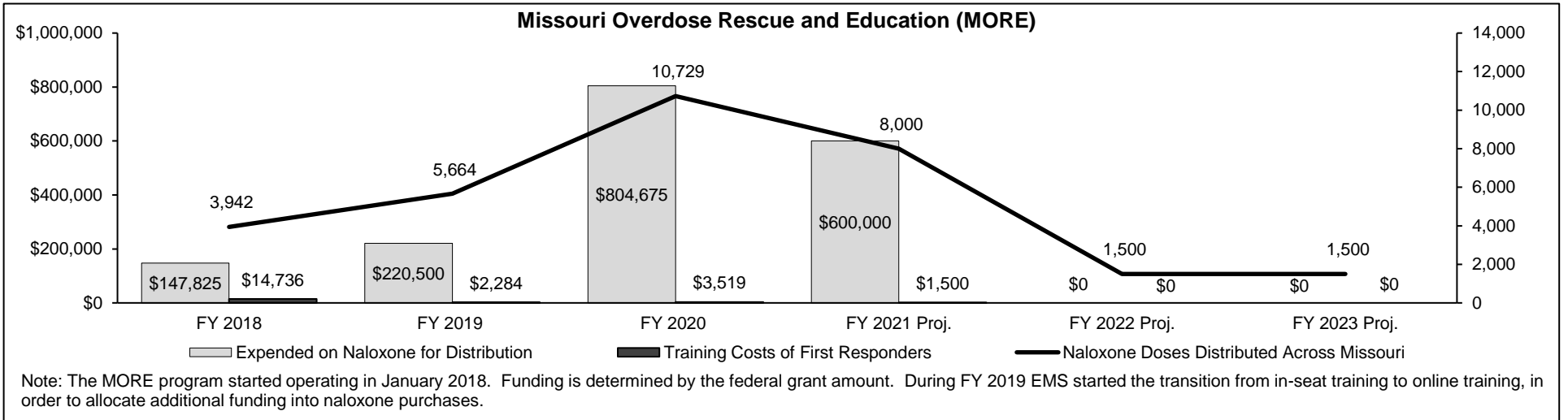
Health and Senior Services

HB Section(s): 10.900

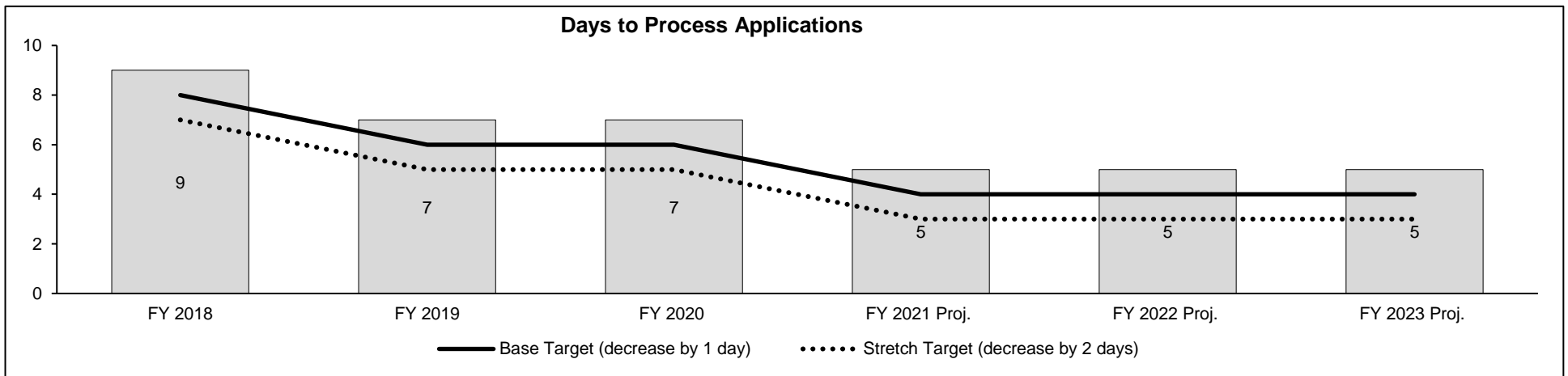
Emergency Medical Services

Program is found in the following core budget(s):

2c. Provide a measure(s) of the program's impact.



2d. Provide a measure(s) of the program's efficiency.



**PROGRAM DESCRIPTION**

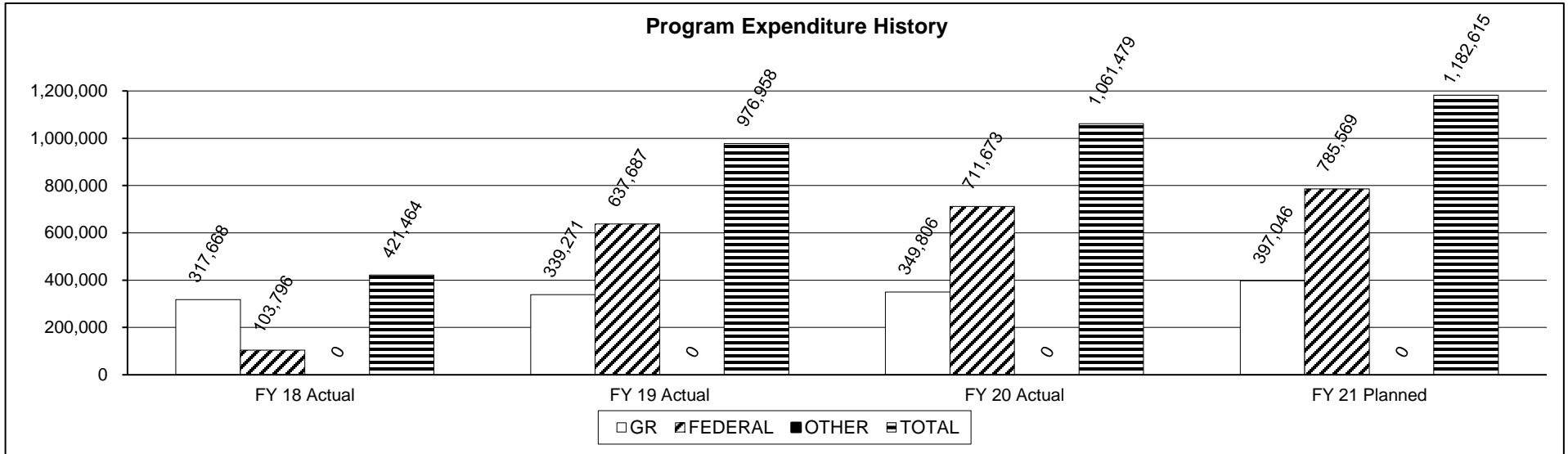
**Health and Senior Services**

**HB Section(s):** 10.900

**Emergency Medical Services**

**Program is found in the following core budget(s):**

**3. Provide actual expenditures for the prior three fiscal years and planned expenditures for the current fiscal year. (Note: Amounts do not include fringe benefit costs.)**



**4. What are the sources of the "Other " funds?**

Not applicable.

**5. What is the authorization for this program, i.e., federal or state statute, etc.? (Include the federal program number, if applicable.)**

Sections 190.001 to 190.248, 190.255 and 190.525 to 190.621, RSMo.

**6. Are there federal matching requirements? If yes, please explain.**

No.

**7. Is this a federally mandated program? If yes, please explain.**

No.