

**PROGRAM DESCRIPTION**

<b>Department of Natural Resources</b>	<b>HB Section(s): 6.225, 6.270, 6.280</b>
<b>DEQ - Waste Management Program</b>	
<b>Program is found in the following core budget(s): Waste Management Program</b>	

**1a. What strategic priority does this program address?**

The Waste Management Program (WMP) helps Missouri citizens by managing natural resources to promote a healthy environment and economy by:

- Promoting environmental responsibility and resource stewardship.
- Enhancing services, information, and communication to improve customer experience.
- Modernizing community infrastructure, strengthening workforce, and supporting economic development.
- Improving internal processes to better serve our customers.

**1b. What does this program do?**

- Provides technical assistance and oversight of 280 landfills, 67 transfer stations, and 18 scrap tire facilities, and ensures groundwater remains safe and clean and that land is restored.
- Operates a federally-authorized regulatory permit program overseeing solid waste facilities and their operations (Resource Conservation and Recovery (RCRA) Act 40 CFR Part 258, Subpart D) and overseeing the management of hazardous waste (Toxic Substances Control Act, RCRA Subtitle C, and the Missouri Hazardous Waste Management Law and regulations) including efforts to reduce hazardous waste production and oversight of hazardous waste generation, transportation, storage, and disposal.
- Makes determinations on requests for beneficial use of waste materials, permit exemptions, composting facilities, and scrap tire facilities.
- Directly funds scrap tire surface material grants, provides grants to individuals and businesses investing in market development for scrap tire end uses, and administers and pays for disposal of scrap tires cleaned up from the environment.
- Provides, oversees, and administers grant funding to Missouri's twenty (20) solid waste management districts to fund their operations and community-based materials reuse, reduction, composting, market development, and recycling projects.
- Receives forfeited financial assurance instrument (FAI) funds to perform closure/postclosure maintenance and repair activities at landfills and scrap tire sites where owners or operators are no longer meeting their obligations.
- Develops, maintains, and updates a statewide solid waste plan.
- Provides compliance assistance to individuals and businesses.

The following table shows financial data for the budget units included in this form.

	<b>FY 2020 Actual</b>	<b>FY 2021 Actual</b>	<b>FY 2022 Actual</b>	<b>FY 2023 Current</b>	<b>FY 2024 Gov Rec</b>
Waste Mgmt Operations (78875C)	1,773,386	2,850,676	3,092,562	4,561,353	4,566,353
Solid Waste PSD (79340C)	8,150,378	9,423,456	10,524,714	14,498,820	14,498,820
Forfeitures PSD (79455C)	17,519	40,226	46,266	1,423,018	425,245
<b>Total</b>	<b>9,941,283</b>	<b>12,314,358</b>	<b>13,663,542</b>	<b>20,483,191</b>	<b>19,490,418</b>

**PROGRAM DESCRIPTION**

**Department of Natural Resources**

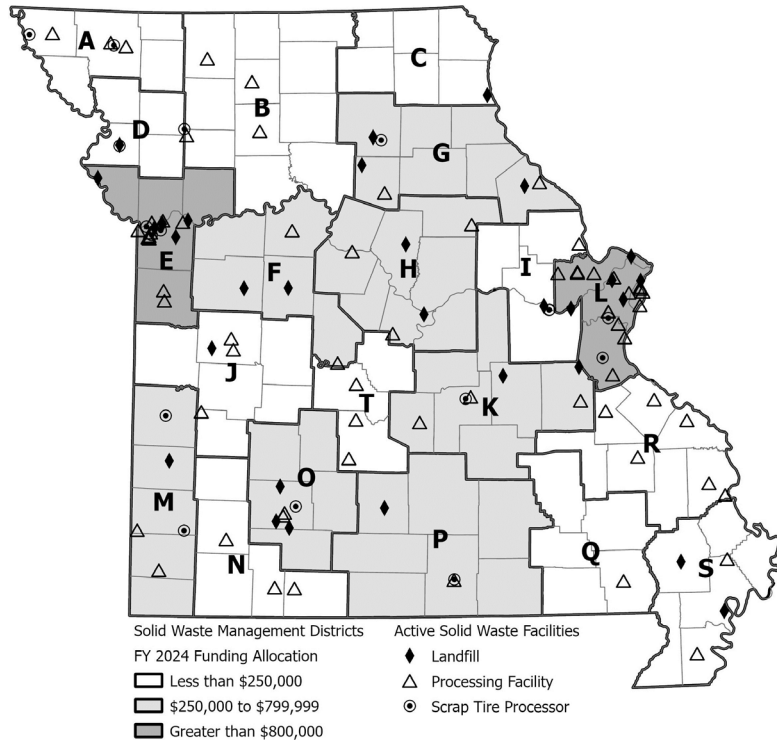
**HB Section(s): 6.225, 6.270, 6.280**

**DEQ - Waste Management Program**

**Program is found in the following core budget(s): Waste Management Program**

**2a. Provide an activity measure(s) for the program.**

**Solid Waste Management Districts, District Funding Allocations, and Active Solid Waste Regulated Facilities**



Missouri Solid Waste Management Districts	Scrap Tire Processors	Landfills	Processing Facility
A - Northwest Missouri SWMD	2	0	3
B - North Missouri SWMD	0	0	4
C - Northeast Missouri SWMD	0	1	1
D - Region D SWMD	2	1	0
E - Mid-America Regional Council SWMD	3	5	13
F - West Central Missouri SWMD	0	2	1
G - Mark Twain SWMD	1	3	2
H - Mid-Missouri SWMD	0	2	3
I - East Central SWMD	1	2	0
J - Quad Lakes SWMD	0	1	3
K - Ozark Rivers SWMD	1	2	3
L - St. Louis - Jefferson SWMD	2	4	14
M - Region M SWMD	1	1	2
N - Southwest Missouri SWMD	0	0	3
O - Solid Waste District "O"	2	3	3
P - South Central SWMD	1	1	1
Q - Ozark Foothills Regional SWMD	1	0	0
R - Southeast Missouri SWMD	1	0	6
S - Bootheel SWMD	0	2	2
T - Lake of the Ozarks SWMD	0	0	3



**PROGRAM DESCRIPTION**

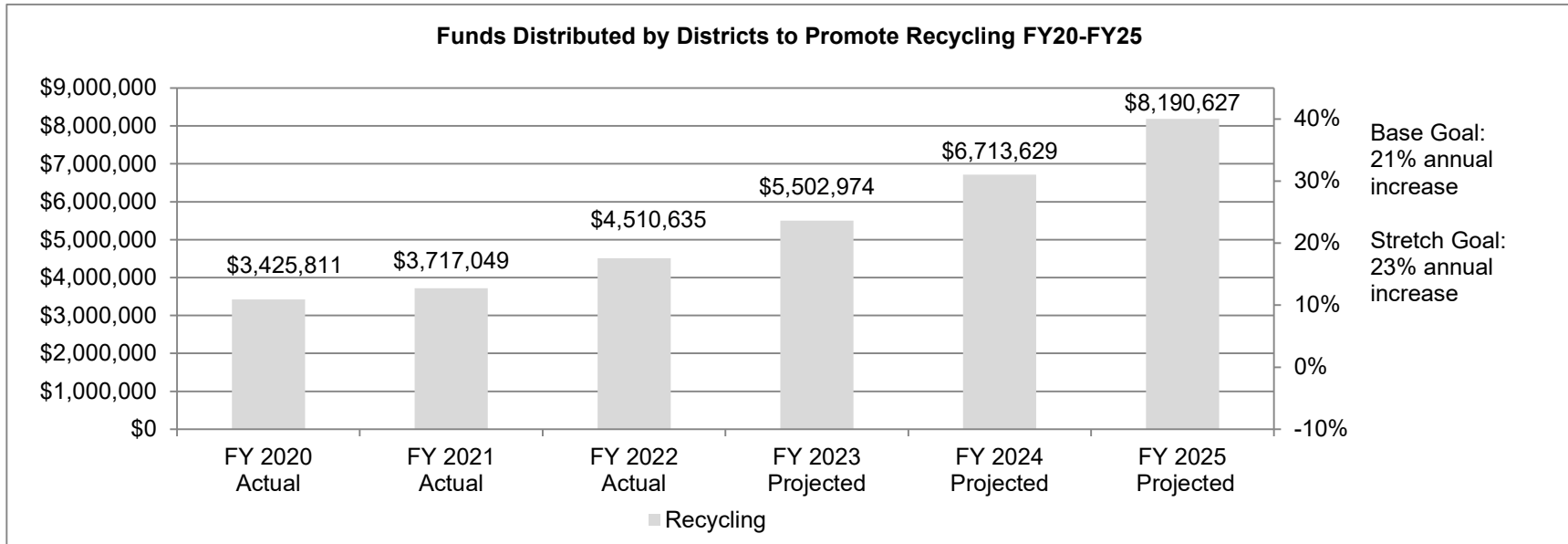
**Department of Natural Resources**

**HB Section(s): 6.225, 6.270, 6.280**

**DEQ - Waste Management Program**

**Program is found in the following core budget(s): Waste Management Program**

**2b. Provide a measure(s) of the program's quality.**



	<b>FY 2020 Actual</b>	<b>FY 2021 Actual</b>	<b>FY 2022 Actual</b>	<b>FY 2023 Projected</b>	<b>FY 2024 Projected</b>	<b>FY 2025 Projected</b>
Market Development	\$557,602	\$177,435	\$232,981	\$258,609	\$289,642	\$324,399
Waste Reduction	\$458,522	\$701,643	\$1,121,845	\$1,121,845	\$1,121,845	\$1,121,845
<b>Recycling</b>	<b>\$3,425,811</b>	<b>\$3,717,049</b>	<b>\$4,510,635</b>	<b>\$5,502,974</b>	<b>\$6,713,629</b>	<b>\$8,190,627</b>
Composting	\$195,878	\$377,092	\$470,515	\$470,515	\$470,515	\$470,515
Education	\$757,452	\$789,444	\$788,706	\$788,706	\$788,706	\$788,706
Plan Implementation	\$1,253,822	\$926,238	\$1,015,795	\$1,015,795	\$1,015,795	\$1,015,795
District Administration	\$2,022,158	\$1,772,737	\$1,717,478	\$1,717,478	\$1,717,478	\$1,717,478
<b>Total</b>	<b>\$8,671,245</b>	<b>\$8,461,638</b>	<b>\$9,857,955</b>	<b>\$10,875,923</b>	<b>\$12,117,610</b>	<b>\$13,629,365</b>

22% projected increase

(continued on following page)

## PROGRAM DESCRIPTION

**Department of Natural Resources**

**HB Section(s): 6.225, 6.270, 6.280**

**DEQ - Waste Management Program**

**Program is found in the following core budget(s): Waste Management Program**

**2b. Provide a measure(s) of the program's quality (continued).**

Recycling prices are heavily influenced by world markets. China is the biggest consumer of recyclable materials and has significantly reduced its intake over the past five years and set very low limits for allowable contamination (0.5%). This resulted in other consumer countries being flooded with recyclables, and those countries also reducing their intakes and setting lower contamination limits. It is critical that Missouri focus appropriate solid waste management funding and efforts to develop and/or further expand domestic end markets for recycled materials. Missouri's recycling businesses continue to be vulnerable to national and international end market fluctuations, which was further highlighted with the impacts of COVID-19 in FY20 with a decrease in recycling that stemmed from the closure of many recycling businesses.

WMP works with Missouri's Solid Waste Advisory Board (SWAB), the solid waste management districts, Environmental Improvement and Energy Resources Authority, and the Department of Economic Development to focus solid waste management funds to develop, expand, and promote end-use markets for waste materials.

Pursuant to Section 260.335, RSMo, the Department provides grant funding to Missouri's twenty (20) solid waste management districts to fund their operations and community-based waste diversion projects. SWAB provides annual recommendations in addition to the statutorily-established solid waste management criteria for usage of these district grant funds. The Department and SWAB monitor the performance of this district grant program. Local governments, small and large businesses, schools, sheltered workshops, and individuals seek and receive grants to support activities to remove materials from the waste stream and return them for beneficial reuse.

**PROGRAM DESCRIPTION**

**Department of Natural Resources**

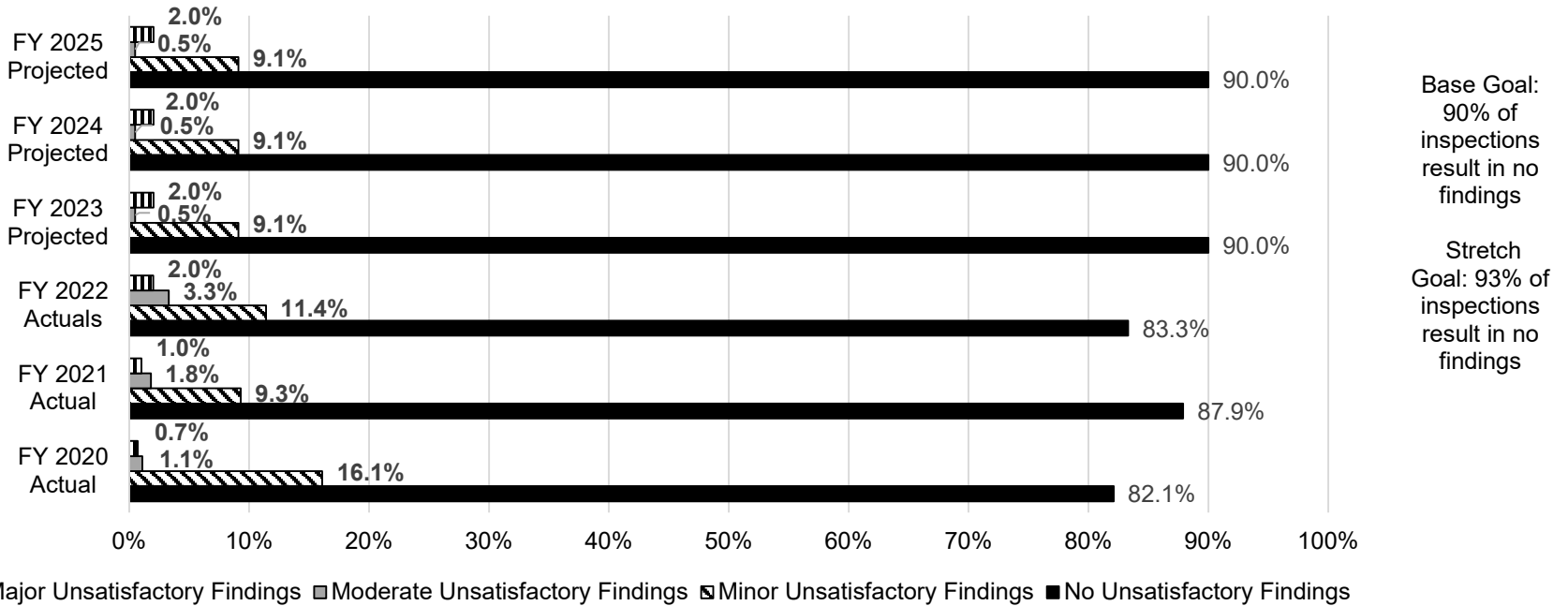
**HB Section(s): 6.225, 6.270, 6.280**

**DEQ - Waste Management Program**

**Program is found in the following core budget(s): Waste Management Program**

**2c. Provide a measure(s) of the program's impact.**

**Solid Waste Facility Compliance Findings Resulting from Inspection**



Solid waste management facility inspections, investigations, and compliance assistance visits are conducted by Department team members. Issues identified during these activities are documented and classified according to severity and potential impact to human health and the environment. Examples of the levels of "Unsatisfactory Findings" include: "Major" - landfill gas migration or leachate (contaminated storm water) leaving the permitted property; "Moderate" - inadequate landfill cover; and "Minor" - record keeping related issues. Waste Management Program team members monitor and coordinate closely with facilities to provide compliance assistance and prompt higher compliance rates.

**PROGRAM DESCRIPTION**

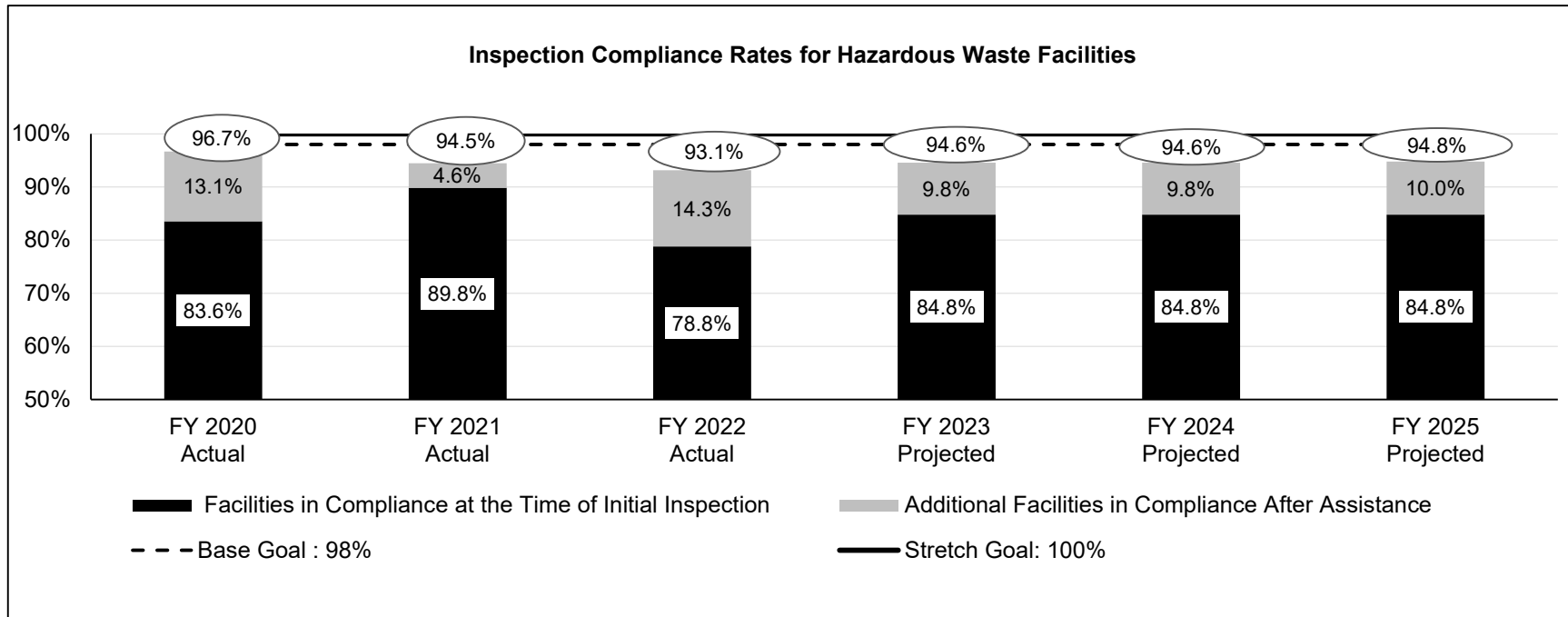
**Department of Natural Resources**

**HB Section(s): 6.225, 6.270, 6.280**

**DEQ - Waste Management Program**

**Program is found in the following core budget(s): Waste Management Program**

**2c. Provide a measure(s) of the program's impact (continued).**



Inspected facilities include hazardous waste generators and permitted treatment, storage, and disposal facilities. All facilities not in compliance at the time of initial inspection receive compliance assistance to resolve outstanding issues. Notices of violation are issued when necessary to correct deficiencies.

A higher number of inspections in FY 2022 resulted in more documented violations, therefore lower compliance rates.

**PROGRAM DESCRIPTION**

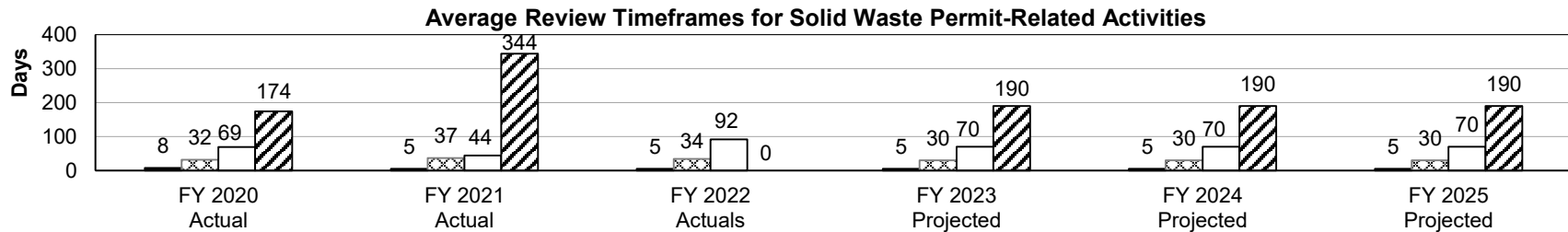
**Department of Natural Resources**

**HB Section(s): 6.225, 6.270, 6.280**

**DEQ - Waste Management Program**

**Program is found in the following core budget(s): Waste Management Program**

**2d. Provide a measure(s) of the program's efficiency.**



Legend	Regulated Entity/ Permit Activity	Established Timeframe per 10 CSR 80-2.020	Base Goal (days)	Stretch Goal (days)	Number of Permits (FY 2021)
■	Scrap Tire Haulers Permit	Within 14 Days	8	5	75
▣	Authorization to Operate/Operating Permits	Within 60 Days	45	30	30
□	New Construction Permits: Solid Waste Transfer Stations Permit Modifications: Solid Waste Disposal Areas (landfills) and Transfer Stations, and Material Recovery Facilities	Within 180 Days	100	70	55
▨	New Construction Permits: Solid Waste Disposal Areas (landfills), Material Recovery Facilities, Vertical Expansions, Scrap Tire Processing Facilities	Within 365 Days	200	190	0

The Waste Management Program provides permits for a variety of businesses in the solid waste management industry. The degree of technical review required, and volume of requests received, varies greatly according to permit type (e.g., the high volumes of scrap tire hauler permit requests require less review time than the landfill new construction permit requests, which are received less frequently). During FY 2021, the Waste Management Program had several review engineer vacancies and received a greater number of technically complex applications than in FY 2020. This resulted in increased review times for the permit types that fall within the 365 day regulatory timeframe. While those vacancies were filled in late FY 2021, the time necessary for those team members to obtain training and the experience to work independently, coupled with an expected continual increase in permit applications in this category, will result in longer application review timeframes for FY 2022-2024 than was seen in FY 2020 (a year that saw significant reduction in review timeframes).



**PROGRAM DESCRIPTION**

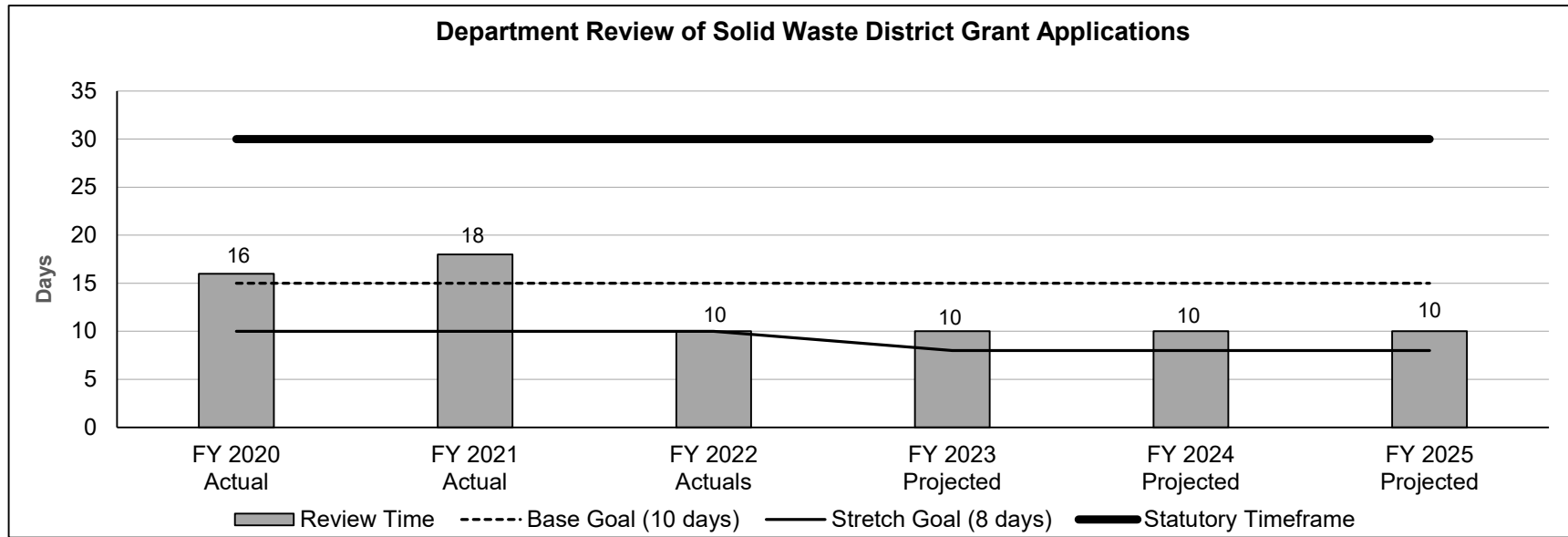
**Department of Natural Resources**

**HB Section(s): 6.225, 6.270, 6.280**

**DEQ - Waste Management Program**

**Program is found in the following core budget(s): Waste Management Program**

**2d. Provide an efficiency measure (continued).**



The Department provides grant funding to Missouri's solid waste management districts to fund their operations and community-based waste diversion projects. The districts send approximately 200 grant applications per year to the Department for review to ensure appropriate usage of these funds. In order to ensure this funding is distributed to these districts, businesses, and communities in a timely manner, statute requires the Department's initial review not to exceed 30 days. The District then has 30 days to respond to questions and deficiencies. The Department then has an additional 30 days to approve or deny each district grant.

The Department and solid waste management districts continue to seek opportunities to streamline the district grant application process to expedite the distribution of these funds.

**PROGRAM DESCRIPTION**

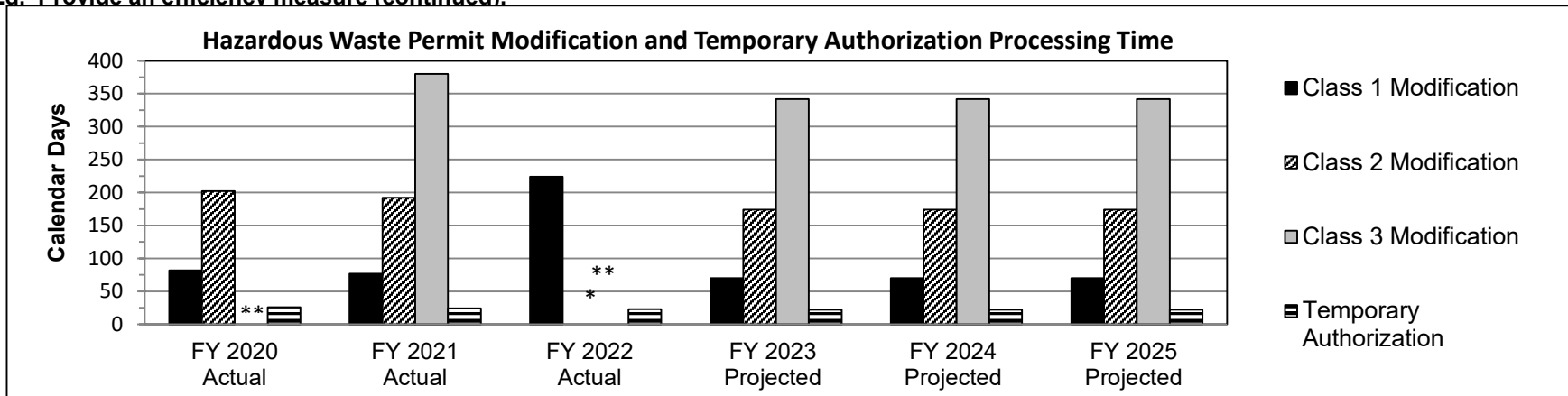
Department of Natural Resources

HB Section(s): 6.225, 6.270, 6.280

DEQ - Waste Management Program

Program is found in the following core budget(s): Waste Management Program

2d. Provide an efficiency measure (continued).



\*\* No Class 3 Modifications were submitted in FY 2020, and one was withdrawn in FY2022.

\* No Class 2 Modifications were submitted in FY2022.

Class 1 Modifications - minor changes that do not substantially alter the permit conditions

Class 2 Modifications - changes that can be implemented without substantially changing design specifications or management practices in the permit

Class 3 Modifications - substantially alters the facility or its operation

Temporary Authorizations - grants the permittee a temporary authorization

Base Goal: 5% annual reduction    Stretch Goal: 5% reduction from base goals

**Hazardous Waste Permit Modification Requests Approved**

	FY 2020 Actual	FY 2021 Actual	FY 2022 Actuals	FY 2023 Projected	FY 2024 Projected	FY 2025 Projected
Class 1 Modification	19	20	16	19	19	19
Class 2 Modification	1	2	0	2	2	2
Class 3 Modification	0	1	0	1	1	1
Temporary Authorization	1	2	4	2	2	2

**PROGRAM DESCRIPTION**

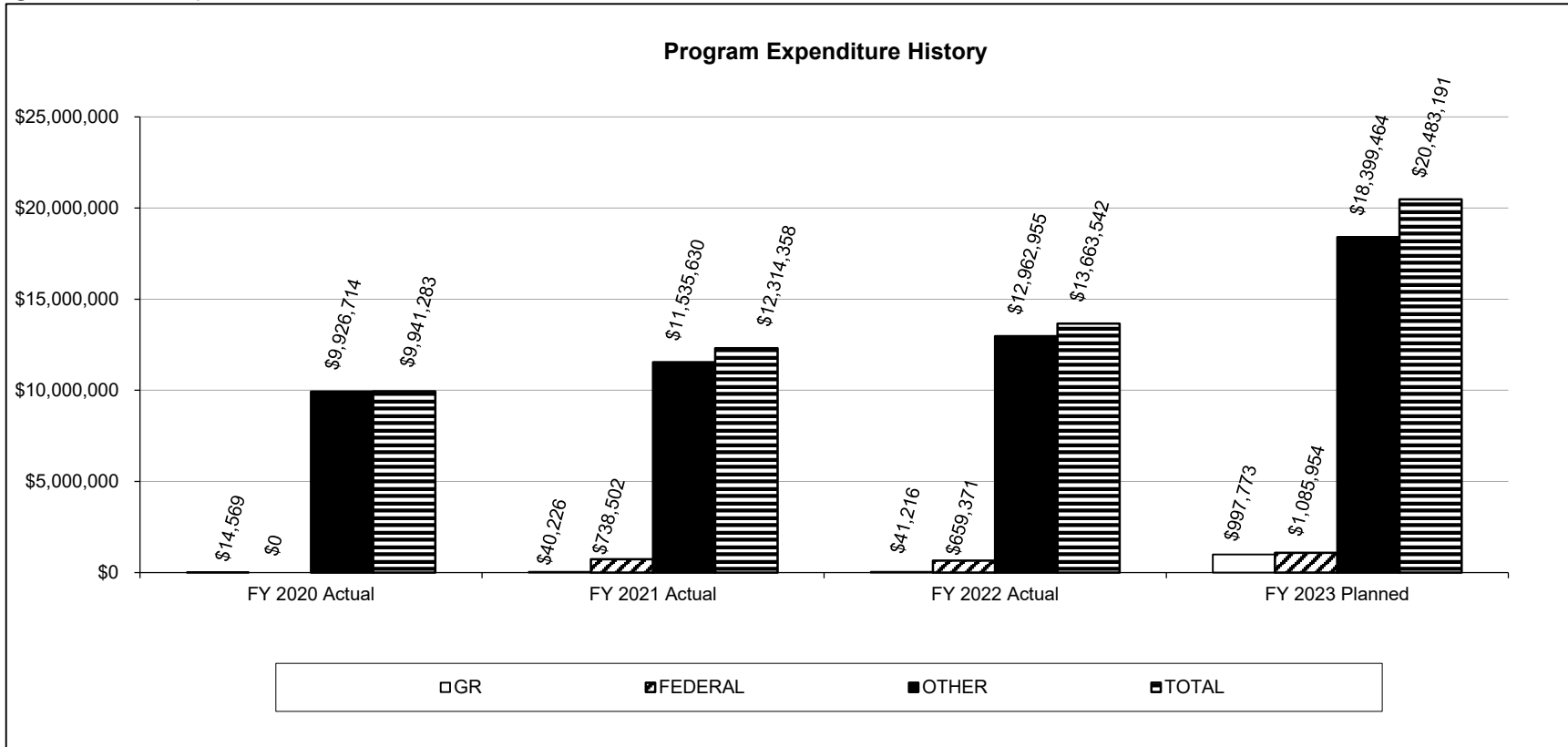
**Department of Natural Resources**

**HB Section(s): 6.225, 6.270, 6.280**

**DEQ - Waste Management Program**

**Program is found in the following core budget(s): Waste Management Program**

**3. Provide actual expenditures for the prior three fiscal years and planned expenditures for the current fiscal year. (Note: Amounts do not include fringe benefit costs.)**



Financial data includes operating and pass-through appropriations. FY 2021 appropriations reflect the reorganization of the Waste Management Program and the Environmental Remediation Program in FY 2020. FY 2023 Planned is shown at full appropriation.

## PROGRAM DESCRIPTION

Department of Natural Resources

HB Section(s): 6.225, 6.270, 6.280

DEQ - Waste Management Program

Program is found in the following core budget(s): **Waste Management Program**

**4. What are the sources of the "Other " funds?**

Post closure Fund (0198); Coal Combustible Residuals (0551); Solid Waste Management Fund - Scrap Tire Subaccount (0569); Solid Waste Management Fund (0570); Hazardous Waste Fund (0676)

**5. What is the authorization for this program, i.e., federal or state statute, etc.? (Include the federal program number if applicable.)**

42 U.S.C. 6901-6991k	Solid Waste Disposal/Resource Conservation and Recovery Act and Major Amendments
40 CFR Part 258	Criteria for Municipal Solid Waste Landfills
40 CFR Part 258, Subpart G	Financial Assurance Criteria
40 CFR Part 257	Coal Combustion Residuals
260.200 through 260.345 RSMo	Solid Waste Management Law
260.226 - 260.228, RSMo	Landfill Closure/Postclosure Plan
260.275 RSMo	Scrap Tire Site Closure Plan
260.250 through 260.434 RSMo	Hazardous Waste Inspection and Enforcement and Permitting Resource Conservation and Recovery Act (RCRA)
260.375 RSMo	Hazardous Waste Transporter Licensing
260.390 RSMo	Commercial Hazardous Waste Facility Inspection Program
260.396 RSMo	PCB Inspections

**6. Are there federal matching requirements? If yes, please explain.**

Performance Partnership Grant - RCRA	25% State (EPA)
Performance Partnership Grant - Toxic Substances Control Act (TSCA) Air Toxic Inspections.	25% State (EPA)

**7. Is this a federally mandated program? If yes, please explain.**

The program has U.S. Environmental Protection Agency approval to implement 40 CFR Part 258 Subtitle D landfill regulations under the Resource Conservation and Recovery Act.

Through delegation from, and agreements with, the U.S. Environmental Protection Agency, the Waste Management Program supports the federal Resource Conservation and Recovery Act (RCRA), Section 9004 of the Solid Waste Disposal Act as amended by RCRA.