

## PROGRAM DESCRIPTION

**Department: Social Services**

**HB Section(s): 11.210**

**Program Name: Blind Administration**

**Program is found in the following core budget(s): Blind Administration**

### 1a. What strategic priority does this program address?

Move individuals to economic independence

### 1b. What does this program do?

The Department of Social Services, Family Support Division provides operational support to help blind and visually impaired individuals by providing client services necessary to obtain employment and independent living skills commensurate with their goals and abilities.

This appropriation provides funding for:

1. The salaries and associated expense and equipment for the central office management and field staff providing direct client services.
2. The implementation of new technologies for the effective and efficient delivery of services and federal reporting in accordance with federal requirements.
3. Compliance with state and federal laws in the provision of services, expenditure requirements, documentation and reporting, and program management to promote accountability and good stewardship of taxpayer funds.

Rehabilitative Services for the Blind (RSB) administers the following services programs to blind or visually impaired Missourians (a full description of each program is provided in the Services for the Visually Impaired program description):

1. Vocational Rehabilitation (VR)
2. Business Enterprise Program (BEP)
3. Children's Services (CS)
4. Prevention of Blindness (POB)
5. Readers for the Blind
6. Independent Living Rehabilitation (ILR)
7. Independent Living- Older Blind (ILR-OB)

Successful case closure from the Vocational Rehabilitation program requires 90 days of employment. The Workforce Innovation and Opportunity Act (WIOA) has made significant changes to the Vocational Rehabilitation Program that will increase employment opportunities for individuals with disabilities. Through partnerships with the WIOA core partners and a combined state plan, RSB Administration began braiding employment services including job assessment, job training, and job development across agencies. WIOA also implemented new federal performance measures. Beginning in SFY 2018, RSB began capturing data to develop a baseline to determine the federal level of performance required beginning in SFY 2021. RSB was recognized by the Rehabilitation Services Administration as the top performing blind-services agency in the Nation in 2018. Those who received services through RSB had a 68.5% employment rate after services were completed. The national rate for all agencies (both blind and general) was 49.2%.

**PROGRAM DESCRIPTION**

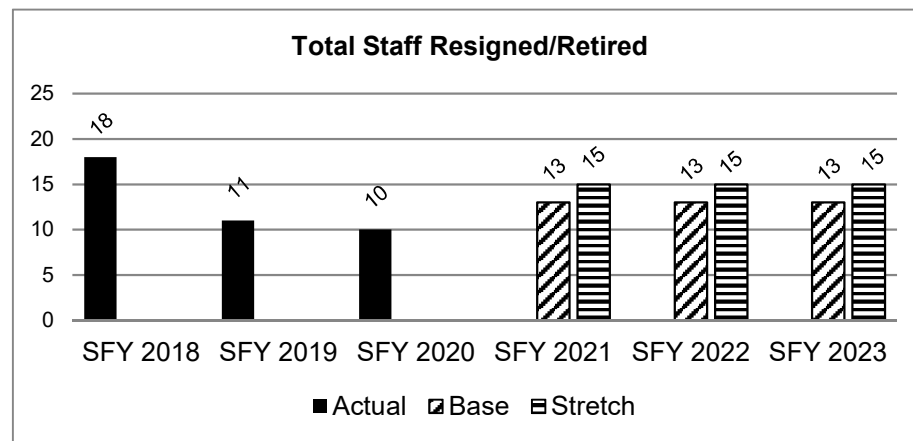
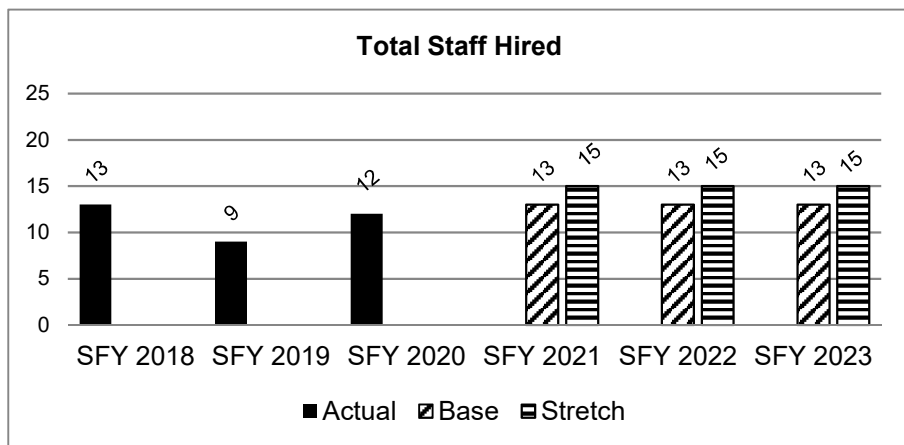
Department: Social Services

HB Section(s): 11.210

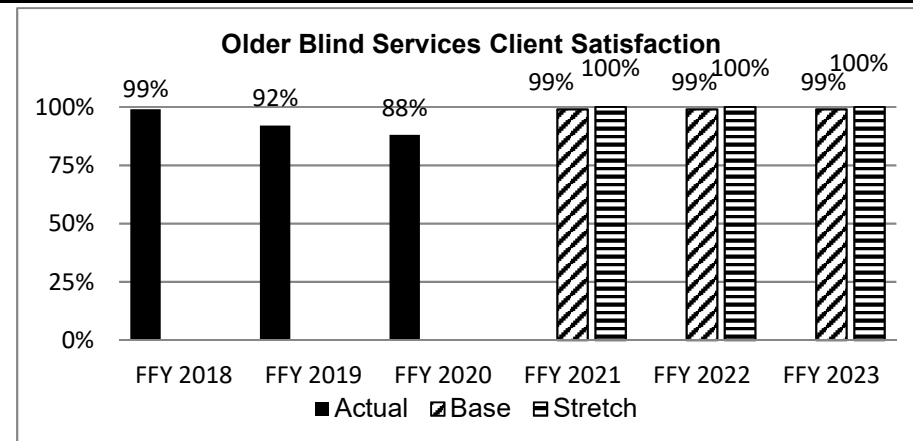
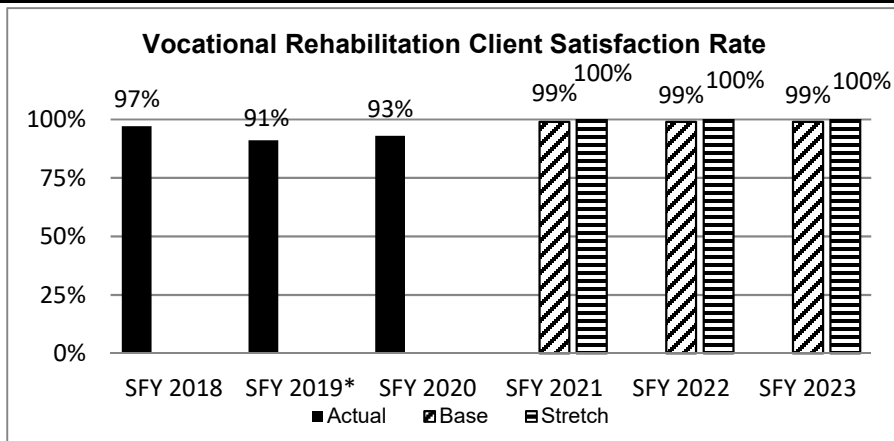
Program Name: Blind Administration

Program is found in the following core budget(s): Blind Administration

**2a. Provide an activity measure(s) for the program.**



**2b. Provide a measure(s) of the program's quality.**



\*SFY 2019 reflects the result of data conversion in new system. SFY 2020 projections reflect the expectation that outcomes will return to levels consistent with prior year data.

## PROGRAM DESCRIPTION

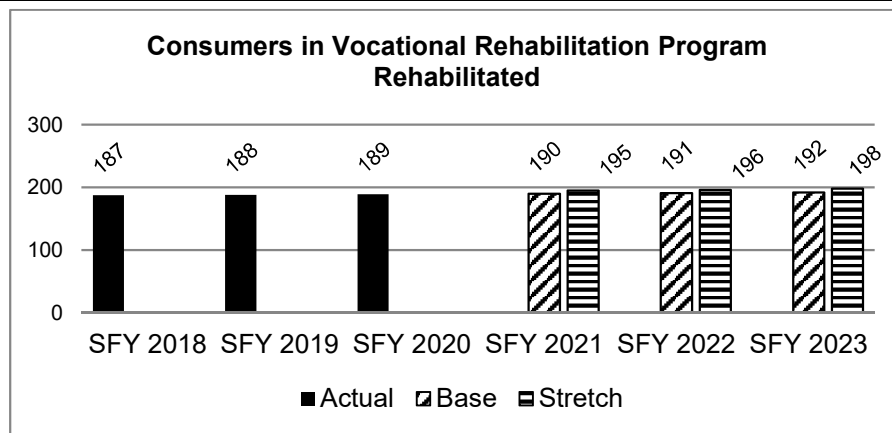
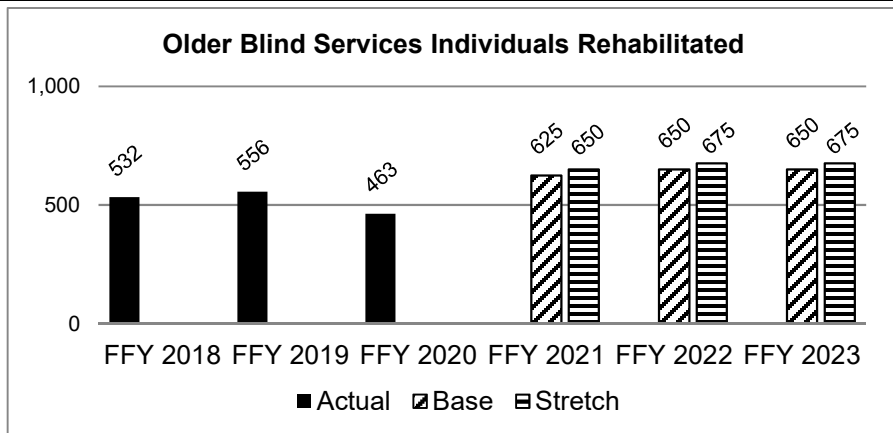
Department: Social Services

HB Section(s): 11.210

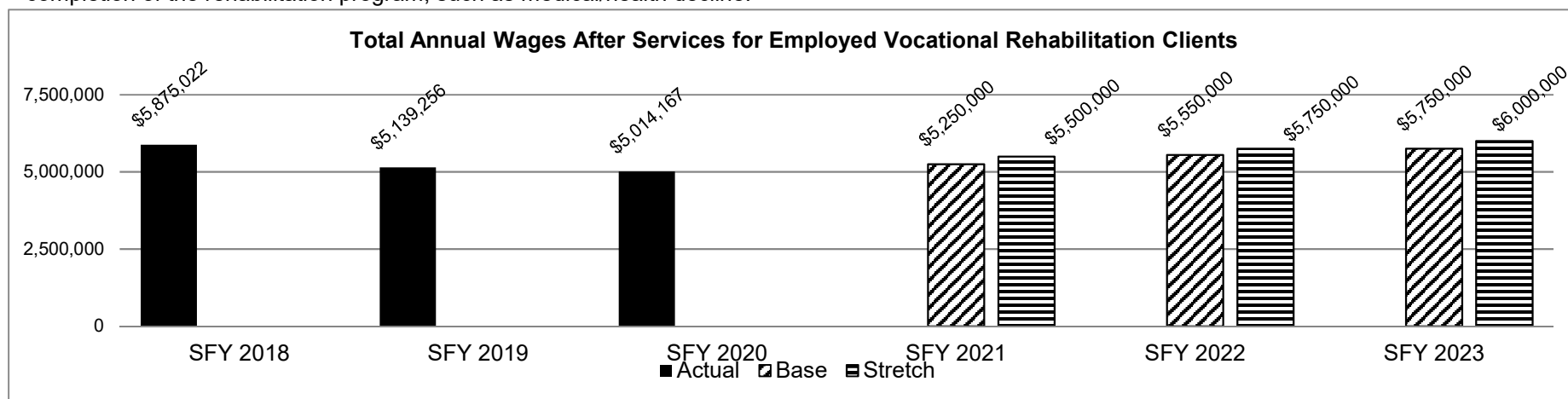
Program Name: Blind Administration

Program is found in the following core budget(s): Blind Administration

### 2c. Provide a measure(s) of the program's impact.



The number of individuals can fluctuate as a result of life events preventing completion of the rehabilitation program, such as medical/health decline.



Employment outcomes are based on client choice. The type of employment, wages, and hours worked can impact Total Annual Wages.

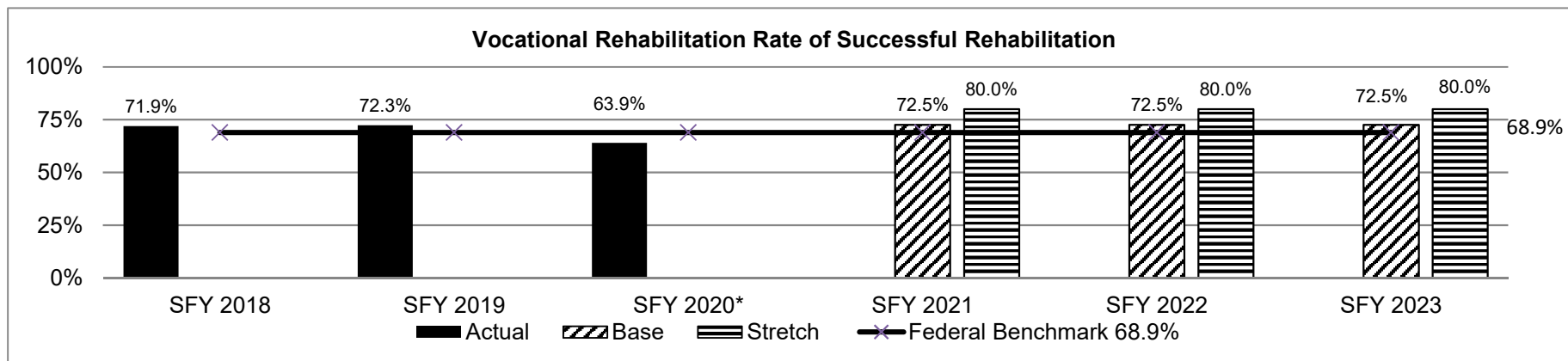
**PROGRAM DESCRIPTION**

Department: Social Services  
 Program Name: Blind Administration

HB Section(s): 11.210

Program is found in the following core budget(s): Blind Administration

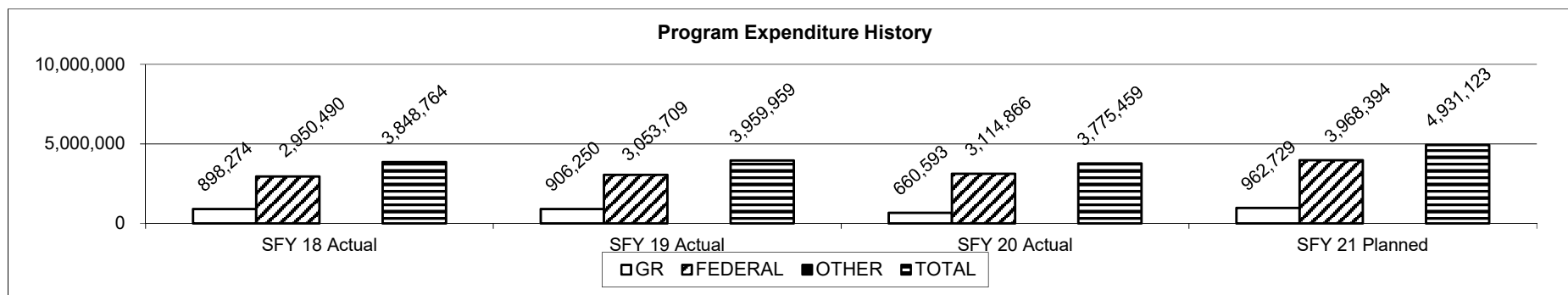
**2d. Provide a measure(s) of the program's efficiency.**



Successful Rehabilitation is a measure that is difficult to meet, therefore the federal level benchmark is 68.9%.

\*The number of successful rehabilitation's decreased due to the COVID-19 pandemic and individuals losing employment or no longer interested in seeking employment causing the rate of successful rehabilitation to decrease.

**3. Provide actual expenditures for the prior three fiscal years and planned expenditures for the current fiscal year. (Note: Amounts do not include fringe benefit costs.)**



SFY 2021 Planned expenditures are net of reverted and restricted.

**PROGRAM DESCRIPTION**

**Department: Social Services**

**HB Section(s): 11.210**

**Program Name: Blind Administration**

**Program is found in the following core budget(s): Blind Administration**

**4. What are the sources of the "Other " funds?**

N/A

**5. What is the authorization for this program, i.e., federal or state statute, etc.? (Include the federal program number, if applicable.)**

State statute: RSMo. 8.051, 8.700-8.745, 207.010, 207.020, 209.010, 209.015, 209.020, 178.160-178.180; Federal law: Randolph-Sheppard Act as amended through 1974, 34 CFR 395, Rehabilitation Act of 1973 as amended by WIOA-Title VII-Part B and Chapter 2, and the Workforce Innovation and Opportunity Act of 2014 PL 113-128.

**6. Are there federal matching requirements? If yes, please explain.**

Vocational Rehabilitation funding is 78.7% Federal and 21.3% State.  
Older Blind Services (OBS) funding is 90% Federal and 10% State.

**7. Is this a federally mandated program? If yes, please explain.**

Yes, except for funding of Prevention of Blindness, Reader Services, Blindness Education Screening and Treatment (BEST) Program, and the Children's Services Program. See #5 above for the listed Federal statutes.